



10

A Cloud in the Sky



"Look there are clouds in the sky." Bholu said.



"Start raining O cloud! I want to enjoy rain." said Nirmala.

"O cloud! I want to make a paper boat and float it on water." said Raju.

Peacock Raja said, "I want to dance. My dance is famous."

Fish Rani said, "I need more water in my pond."

Ramesh said, "I am a farmer. I want to sow seeds."





The cloud smiled. It started raining. Water filled the ditches and the ponds.

Hurray! *Chhap-chhap!* Nirmala is playing in the rain.



Bholu is swimming in the pond.

Ramesh is sowing seeds.

Peacock Raja is dancing.


Fish Rani is very happy.

Raju is floating a paper boat.

All are very happy.

"Thank you cloud," All said.

The cloud smiled and went away.





Glossary :

cloud	:	बादल
float	:	निर्जीव वस्तुओं का सतह पर तैरना,
pond	:	तालाब
seed	:	बीज
ditches	:	गढ़दे
sow	:	बीज बोना

Activity: I

Look at the table given below. The table shows 'Who wants what?' Tick mark the correct actions. One has been done for you.

Activity →	wants to sow seeds.	wants to dance.	wants to float paper boat.	wants to fill the pond.	wants to enjoy rain.	wants to swim in the pond.
Doer ↓						
Peacock		✓				
Bholu						
Ramesh						
Fish						
Raju						
Nirmala						





Activity: II


Look at these words. Notice the changes.

rain	:	raining
dance	:	dancing
swim	:	swimming
play	:	playing
float	:	floating

These words are verbs. The addition of -ing is used to show continuity of an action.

Try to rewrite the following verbs adding 'ing' at the end.

go	:
come	:
drink	:
eat	:
jump	:
throw	:
write	:
read	:
sit	:
brush	:





Activity: III

Let's enrich our word store

Here are some action verbs. Listen the word, look at the pictures and do the actions.

			
Jump	run	dance	clap
			
Laugh	eat	bathe	sleep

Mime game:

गुरुजन इन शब्दों को इसी क्रम में साफ व तेज आवाज में बोलें। साथ में अभिनय भी करें। बच्चों को चुप रहकर ध्यान से सुनने व अभिनय की नकल करने के लिए प्रेरित करें। जब बच्चे सीख जाएँ तो आप अभिनय नहीं करें। शब्दों को क्रम में बदलकर बोलें। बाद में बच्चे जोड़े में खेल की तरह खेलें।

Activity: IV

Sing and enjoy

Rain, rain, come today,
Come and chase the heat away,
Come and cool the dust and sand,
Come and cool the hot dry land.

Let's play a language game





'Mitthu Says'


Make the students sit in a circle. Choose one of them as the leader and call him/her 'Mitthu' (or you can give any other name).



The leader orders all kinds of funny things to be done by everyone (e.g. jump, dance, make faces, and show tongue). However, the order must be

followed only when they are preceded by the phrase 'Mitthu says'. If the phrase is missing, then the students should not follow 'Mitthu's orders'.

If someone follows any order that does not begin with the phrase "Mitthu says", he/she is out of the game. In the beginning, the teacher can be the leader and gradually encourage the students to play on their own.



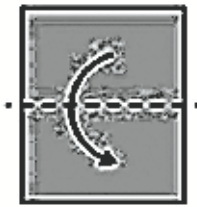


Activity: V

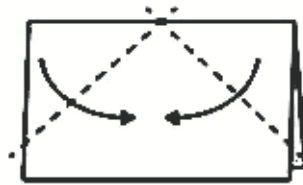
Project Work

Raju floated a paper boat. Bholu swam in the pond. Nirmala played in the rain. They all enjoyed the rain. How do you enjoy when it rains? Share with your teacher and friends.

Project: Let's make a paper boat.



1. Fold paper (A4 or letter size) in half



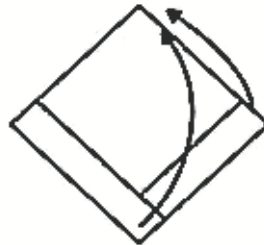
2. Fold corner in



3. Fold along bottom on both sides



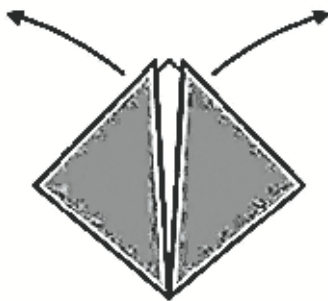
4. Lift the needle and push sides together



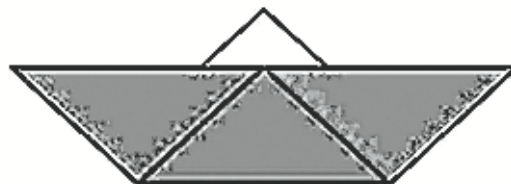
5. Fold bottom points up



6. Lift the needle and push sides together



7. Pull apart the sides and shape into a boat



8. a boat





Let's speak: Vowel 'O'

-op

top

hop

pop

mop

stop

-ot

hot

pot

got

cot

dot

