


Footprints

Page No 39:

Question 1: Can you match the animals with their footprints?



Answer:



Page No 40:

Question 1: Draw the footprints of a dog in this box.

Answer: *Disclaimer: It is highly recommended that the students prepare the answer on their own.*

Question 2: Make the footprint of your friend on the floor. Is it smaller than yours?

Answer: *Disclaimer: It is highly recommended that the students prepare the answer on their own.*

Question 3: Trace and Guess

Ron is tracing a leaf. You also collect a few things like leaves, pebbles, a stick, a bangle, *bindis*. Trace each thing here.



Answer: *Disclaimer: It is highly recommended that the students prepare the answer on their own.*

Question 4: Roohi made two different traces of the same bowl. • How did Roohi keep the bowl to get two different traces from it? • Look for other things like Roohi's bowl which can give many different traces.



Answer: *Disclaimer: It is highly recommended that the students prepare the answer on their own.*

Page No 41:

Question 1: *Read and Draw* Tamanna and her mother are sitting on chairs. Tamanna is reading a story book. Her mother is reading a newspaper. Tamanna and her mother are sitting on the opposite sides of a table. Draw the missing things in the picture.



Answer: *Disclaimer: It is highly recommended that the students prepare the answer on their own.*

Page No 42:


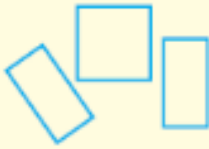


Question 1: *More Fun with Tracing* • Collect some things, such as — a potato, a bottle cap, a matchbox cover, a sharpener, an eraser, a spoon, a bus ticket, a coin, a straw. You can also bring other things.

• Trace each of these. Ask your friends to guess.

Answer: *Disclaimer: It is highly recommended that the students prepare the answer on their own.*

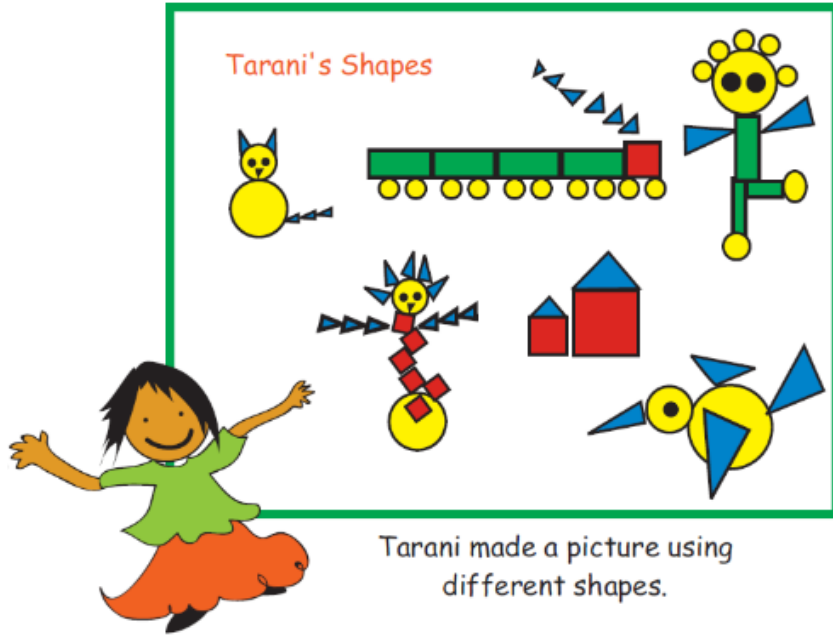
Page No 43:

Question 1: Look at the shape of each trace you have made. See if it looks like any of the shapes given here. Write the name of the thing below the shape.

				
1.				
2.				
3.				
4.				
5.				
6.				
7.				
8.				

Answer: *Disclaimer: The answer may vary from student to student. It is highly recommended that the students prepare the answer on their own.*

Question 1:



Look at Tarani's picture and tell.

How many  s? _____

How many  s? _____

How many s? _____

How many  s? _____

Answer:

30  s

9  s

7  s

24  S

Page No 45:

Question 1: Now you make your own picture using different shapes like    .

Answer: *Disclaimer: It is highly recommended that the students prepare the answer on their own.*

Question 2: Make a drawing using only  s.

Answer: *Disclaimer: It is highly recommended that the students prepare the answer on their own.*

Page No 46:

Question 1: *Dressing Up Bisania* Bisania wants to dress up for a dance. Use different shapes in the box and draw jewellery on her.



Answer: *Disclaimer: It is highly recommended that the students prepare the answer on their own.*

Question 2: *Shapes and Faces* (a) Draw glasses of  shape on the first face.

(b) Draw a moustache of  shape on the second face.

(c) Draw a  mouth on the third face.

(d) Draw a  face in the last picture.



Answer: *Disclaimer: Students are advised to prepare the answer on their own.*