

## ACTIVITY - 1

Here are sentences about the actions of some children. Write “well done” if you like their actions. Write “not done” if you do not like their actions.

1. Aman has a pet parrot. He always keeps it caged. \_\_\_\_\_
2. Sanjana has a feeding corner for birds in the balcony of her house. \_\_\_\_\_
3. When Daksh went for bird watching, he did not disturb the birds. He watched them from a distance with his binoculars.  
\_\_\_\_\_
4. Alice is afraid of street dogs. So whenever she passes by the street, she throws stones at the dogs. \_\_\_\_\_
5. Naresh enjoys harassing the caged monkeys in the zoo. \_\_\_\_\_
6. On finding a baby sparrow in the nest, Aarzoo protects the nest from a cat. \_\_\_\_\_

## ACTIVITY - 2

Imagine that you have a puppy in your street. What will you do and what will you not allow your friends to do? Fill in the table.

I will do....	I will not allow others to do.....
I will bring milk for the puppy.	I will not allow others to disturb the puppy when its mother is feeding it.

### ACTIVITY - 3

**Follow the story as your teacher reads it. Read it silently. Read some parts aloud when your teacher tells you to do so.**

#### THE YELLOW BUTTERFLY

A yellow butterfly flew around in Sonu's garden.

Sonu saw the butterfly. He ran to catch it.

The butterfly flew to the rose bed. It sat on a red rose.

"Now I can catch it!" said Sonu. He walked slowly and silently to catch the butterfly. He came closer, closer, and still closer, but then....

Off flew the butterfly!

Where did the butterfly go? Near the garden was a pond. In the pond was a white lotus. Around it grew round leaves. They floated in the water.

The butterfly went and sat on a floating leaf.

Sonu went splash into the water and ....

Off flew the butterfly!

Where was it? Sonu looked up, he looked down. Near the wall was a champak tree. It had white flowers. The butterfly sat on a pretty flower.


"I can catch you!" shouted Sonu. He climbed up the tree. Up, up he climbed. But ....

Back it flew, down from the tree.


Sonu jumped down too. He chased the butterfly.

From the rose, to the lotus, and up the champak tree, but.... he could not catch the butterfly.

Sonu could not see it at all. He looked everywhere. Once again he saw the butterfly.



There was a big web - a spider's web in the guava tree. The butterfly was caught in the spider's web. It was eager to escape. It fluttered its wings. It twisted and turned. But it could not escape. The spider's web held it tight. Poor butterfly!



In the middle of the web was a big spider. It looked hungry.

It wanted to catch the butterfly.

Closer and closer crawled the black spider.

Before the hungry spider could grab it, Sonu ran and ....

he caught the butterfly!

It was so pretty. It had brown spots on its yellow wings.

Sonu loved the little butterfly.

But it looked sad in Sonu's hand.

Sonu wanted it to be happy.

"Go." said Sonu, "Fly away!"

He let the butterfly go. It went and sat on the red rose. It flew to the champak tree and then it went to the lotus leaf. Sonu smiled as he saw how the butterfly flew merrily from flower to flower.

**Key Words :**

floated – stayed on the top of water

pond – a small area of water

peace – quiet and calm

escape – get free from somebody or something

fluttered – shook, trembled

crawled – moved slowly with the body close to the ground



#### ACTIVITY - 4

##### (A) Answer the following questions.

1. Where did Sonu first see the yellow butterfly?
2. Name the places where the butterfly rested.
3. Why did Sonu chase the butterfly?
4. From where did Sonu catch the butterfly?
5. Why did Sonu let the butterfly go?

##### (B) Here are some expressions. Match the correct options :

###### A

1. It sailed from flower to flower.
2. There was a white lotus in it.
3. He walked slowly and silently to catch the butterfly.
4. It was hungry.

###### B

spider  
Sonu  
pond  
butterfly

#### ACTIVITY - 5

##### Study this sentence.

Off flew the butterfly. In other words: The butterfly flew off.

There is one more sentence.

Up he climbed. (He climbed up)



With the help of your teacher, find three similar sentences from the story.  
Two examples are done for you.

1. \_\_\_\_\_
2. \_\_\_\_\_
3. \_\_\_\_\_



## ACTIVITY - 6

With the help of the pictures given tell your friend about the life cycle of a butterfly.



## ACTIVITY - 7

Sing the poem with your teacher.

Use the tone of "Row, Row, Row, your boat".

Hatch, hatch little egg,  
I'm so very small.  
Teeny tiny caterpillar,  
You can't see me at all.

Crawl, caterpillar, crawl,  
Munching on a leaf.  
Crawling, munching, crawling,  
munching,  
Eat and eat and eat.

Form, form chrysalis,  
I'm a different shape;  
Hanging by a silken thread  
Until I can escape.

Rest, rest, chrysalis  
Dreaming of the sky;  
Now at last my time has come  
To be a butterfly.

Stretch, stretch, pretty wings,  
It's a special day;  
Soon they will be strong enough  
For me to fly away.


Fly, fly, butterfly,  
Fly from flower to tree;  
Find a place to lay my eggs  
So they can grow like me.

- Suzy Gazlay

## ACTIVITY - 8

Look at these pictures. Talk to your friend using the words given in bracket to describe the butterflies.

big/small, colourful, pretty, delicate, spots, wings, flying, sailing



Now write two sentences each about the butterflies.

---

---

---

---

---

## ACTIVITY - 9

(A) Butterflies are unique insects. They have four wings and six legs. They can fly through the air or rest on a flower. Describe a butterfly, you have seen. Here are some words you might use.

small	delicate	fragile	colourful	flying
antenna	wings	legs	proboscis	body

Butterflies fly from flower to flower to drink nectar. They use their wings to fly through the air. When you see a butterfly, observe how it flies. Try to describe what you see.

very	slowly	fast	quickly	happily
delicately	gliding	sailing	soaring	swiftly

Butterflies use their wings to fly through the air. When you see a butterfly, try to describe its wings. Here are some words that describe the wings.


small	still	colourful	bright	light
large	moving	shiny	dots/spot	dark

(B) Read the following story carefully. Select appropriate words from the box to fill in the blanks.

fun, sent, invited, whatever, ear, be, noticed

### Why are there Ants Everywhere?

When King Lion held a party, he \_\_\_\_\_ everyone to the party. But when the little Ant arrived, the other animals made \_\_\_\_\_ of her, so she left. But the next morning, the Lion awoke with a pain in his ear. All the other animals tried to reach whatever it was in Lion's ear. But the Lion \_\_\_\_\_ that the



Ant wasn't there. So the Lion \_\_\_\_\_ the Rabbit to ask the Ant to come and help him. The Ant agreed and climbed into the Lion's \_\_\_\_\_ to remove a worm that was biting his eardrum. The Lion offered the Ant \_\_\_\_\_ she wanted and the Ant said that she wanted her children to \_\_\_\_\_ able to live anywhere and that is how things are to this day.

### ACTIVITY - 10

Imagine you are a butterfly. A boy has caught you. Write about your feelings. You may begin like this :

Set me free. I want to sail from flower to flower.....



## Helpline

### **ACTIVITY - 2**

For the will/will not do table, make them study the examples. You may facilitate by modelling the first entry or by explaining the process.

### **ACTIVITY - 6**

Difficult words from the poem can be understood by using a dictionary. Get sentences from students using the difficult words. Divide the class in pairs for presenting the life-cycle of a butterfly.

### **ACTIVITY - 9**

Make the students write 6-7 sentences using the first group of words. Then make them share their writing with that of their classmate. You may write some sentences on black-board and point out the general mistakes. Encourage students to collectively find out their mistakes. This is how written sentences can be enriched.

### **ACTIVITY - 10**

This activity requires imagination. Give adequate time. If students need some vocabulary or expressions, pair them with other students to find out better expressions. When they finish writing, make some of the students play the role of a butterfly.