



WORKSHEET

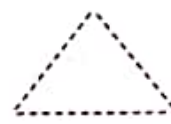

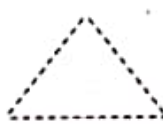

Lesson 1 - 4

Letters A - H


1. Join the dots and complete the picture:



2. Join the dots and colour the shapes as given



3. Colour the box having same letter:



4. Look at the picture and write the letter for given pictures:



5. Choose the incorrect picture for given letter:



6. Colour the incorrect pair:



ENGLISH



7. Tick the option that you use to write:






8. Choose the picture showing 'ride'




9. Match the pictures with the letters:



10. Look and write:



11. Colour the ball with letter 'F':



12. Choose the picture starting with given letter:



13. Tick the pictures related to the given letter



14. Match the pictures related to similar letter:



15. Which letter comes before

H

D

E

16. Which letter comes after

B

E

G

17. Which letter comes between:

F

H

F

H

F

H

18. Choose the correct pair:

h



a



c



e



19. Tick the option you like to play with:



20. Choose the option where you sleep:



...