



The lion walks  
on padded **paws** ,

The squirrel leaps  
from **limb** to limb,

While flies can crawl  
straight up a wall,

And seals can  
dive and swim.

The **worm** he  
wiggles all around,

The monkey  
swings by his tail,

And birds  
may hop upon the ground



Or spread their wings  
and sail.

But boys and girls  
have much more fun:

They leap and dance  
and walk and run.

- Author Unknown



- paws (पॉड्स) पंजे.
- limb (लिम्) मोठ्या झाडाची फांदी.
- worm (वर्म) अळी.

2. Form pairs. Quiz each other with 'one-many'. Point to any object/picture in this book and start the quiz.

जोड्या करून 'एक-अनेक'चा खेळ खेळा. कोणतीही वस्तू/या पुस्तकातील चित्र दाखवून खेळ सुरू करा. O3

One lion!

Many lions!



Many boys!

One boy!



- Write down any five pairs of 'one-many'.

कोणत्याही पाच 'एक-अनेक' जोड्या लिहा. W3

### 3. Dumb charades

One person acts out any line in the poem silently. Others guess what it is.

मूकाभिनय : पहा आणि ओळखा. O3

एकाने कवितेतील कोणत्याही ओळीचा अभिनय न बोलता करून दाखवायचा. बाकीच्यांनी ती ओळ ओळखायची.

हा खेळ इतर कविता किंवा पाठांसाठीही घेता येईल.

4. List all the action words from the poem and add other action words to the list.

कवितेतील 'कृती' दाखवणाऱ्या शब्दांची यादी करा. या यादीत इतर 'अॅक्शन वर्ड्स'ची भर घाला. W4 W13

5. Try to make as many meaningful sentences as possible using the table below.

खालील तक्त्याचा उपयोग करून सुचतील तितकी अर्थपूर्ण वाक्ये तयार करा. O10 W6 W9

Rain	falls	from	the sky.
A stone	rolls	down	the hill.
A river	runs	to	the sea.
The wind	blows	in	the river.
Boats	flies	on	the ground.
Clouds	sail	across	the bottom of the sea.
Smoke	float	up	
	sinks	over	
	rises		
	spreads		



6. Read the following words at a glance and complete the phrase.

एका दृष्टिक्षेपात शब्द वाचा आणि शब्दगट पूर्ण करा. W9

at .....

near .....

behind .....

in front of .....

on the left of .....

on the right of .....

next to .....



या खेळाच्या पूर्वतयारीसाठी शिक्षकांनी वर्गात वेगवेगळ्या मुलांना वेगवेगळ्या जागी उभे करावे/बसण्यास सांगावे. आपण कुठे आहोत, हे इंग्रजीतून सांगण्याचा भरपूर तोंडी सराव करून घ्यावा. एका मुलाने/मुलीने पुढे येऊन त्या त्या मुलाचे/मुलीचे नाव घेऊन प्रश्न विचारावा. क्रमांक 2. ते 4. मध्ये सुचवल्याप्रमाणे या खेळात थोडा थोडा बदल करून पुन्हापुन्हा सराव घ्यावा.

2. Play this game outside the classroom. हा खेळ वर्गाबाहेर खेळा.

03

3. Play this game, calling out to a group of children rather than one child. एकाऐवजी अनेक मुलांची नावे घेऊन हा खेळ खेळा.

03

**Example :** Neha, Kapil, Zeenat, where are you? : We are on the first floor.

4. Play this game asking for things instead of calling out to people. व्यक्तीऐवजी वस्तू कुठे आहे, ते विचारण्याचा खेळ खेळा.

03

**Example :** Where's Namita's pen? It's on her desk.



## Collection of English Texts

- Make a collection of English 'texts' and present it as a collage. Label each sample. Describe it orally in your mother tongue.

इंग्रजी मजकुराचे वेगवेगळे नमुने जमवा आणि त्यांचा कोलाज बनवा. प्रत्येक नमुन्याला नाव द्या आणि तुमच्या मातृभाषेत त्यांचे वर्णन करा.

P5

P8

### a ticket for a show

B-7

21 Oct. 2015  
6.30 pm

**DANCE FESTIVAL**

₹.150

Kala Sadhana Presents

**DANCE FESTIVAL**

Aradhana Hall, 10-B,  
Mayur Colony, Shripur.

Wednesday 21 Oct 2015 6.30 pm

No refund / No exchange

B-7

₹.150

### a bill

**MAHAVIR STORES**  
512, L.V.Ghate Road, Talegaon-2  
Phone : 41212

**BILL** Date : 9/1/15

To, Mr Dilip Desai

Item	No.	Rate	Amount
1. Pens	2	50	100
2. Erasers	5	5	25
3. Sharpeners	2	10	20
4. Notebooks	1	40	40
5. Alarm Clock	1	125	125
<b>Total</b>			<b>310</b>

### a receipt

#### Maharashtra Library

##### Receipt

Receipt No. : 2539

Date 12.3.2015..

Received with thanks from Mrs. Pramila Kakade

the amount ₹ two thousand three hundred and twenty only  
as annual membership fee.

Payment  
by cash/cheque

Received by

B. Sutar

मुलांना व्यवहारात इंग्रजी मजकूर शोधायची व समजून घ्यायची सवय लागेल अशा प्रकारे हा प्रकल्प करून घ्यावा. आवश्यक तेथे कात्रणे जमा करण्यासाठी मुलांना जुनी मासिके, वर्तमानपत्रे इत्यादी उपलब्ध करून द्यावी. मुलांच्या कोलाजचे प्रदर्शन भरवून त्यांना त्याबाबत बोलण्याची संधी द्यावी.

### an advertisement

**Exhibition cum Sale**  
**Vastra Emporium**  
101, South Avenue, Amgaon

A wide range of silk and cotton sarees, dresses, dress materials and bedsheets and bedspreads.

**26 Oct 2015 to 8 Nov 2015**  
**9.00 AM to 9 PM**

**Hurry !** 10% to 50% discount on every purchase

Attractive offers on purchases above ₹ 5000

### a cartoon strip

**LITTLE EVA**

(From : 'Little Eva' May 1952, St. John Publications)



**Complete the puzzle making a word at each step.**

h e  
 ● ● ●  
 ● ● ●

● ●  
 t o p  
 ● ● ● ●

● ●  
 ● ● ●  
 b u s y

a  
 ● ●  
 ● ● ●  
 ● ● ● ●

i  
 ● ●  
 ● ● ●  
 ● ● ● ●

**a puzzle**

## The Clever Turtle

Once, some villagers caught a turtle in the field and took him to their chief. "You must punish this thief!" they said.

"Oh, no!" said the turtle. "Please don't throw me back in the river. You may hang me, whip me, burn me, or push me from a cliff. But

please, please, whatever you do, don't throw me back in the river!"

"Throw him back in the river!" The chief ordered. The villagers threw the turtle in the river. The turtle laughed and laughed and swam away merrily.



**a story**

**a price tag**

₹100

Bunny Brown  
Softtoys Co.

**a wrapper**

DELISWEETS

DELISWEETS

DELISWEETS

## GRIZZLY BEAR

If you ever, ever, ever, meet a grizzly bear,  
 You must never, never, never ask him *where*  
 He is going,  
 Or *what* he is doing;  
 For if you ever, ever dare  
 To stop a grizzly bear,  
 You will never meet  
*another* grizzly bear.



– Mary Hunter Austin

**a poem**

## CM VISITS SCIENCE FAIR AT NAGAR

## TWO INJURED IN ROAD ACCIDENT NEAR CHAKAN

## LOHGAON STUDENT BAGS RAMANUJAN PRIZE

## World Cup 2015 : New Zealand beat Scotland by 3 wickets

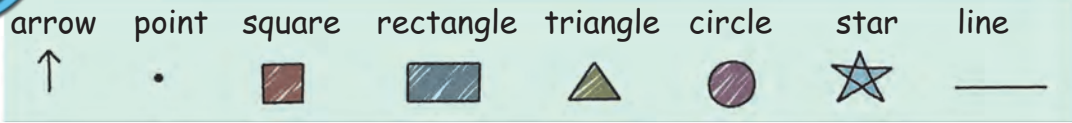
**News Headlines**





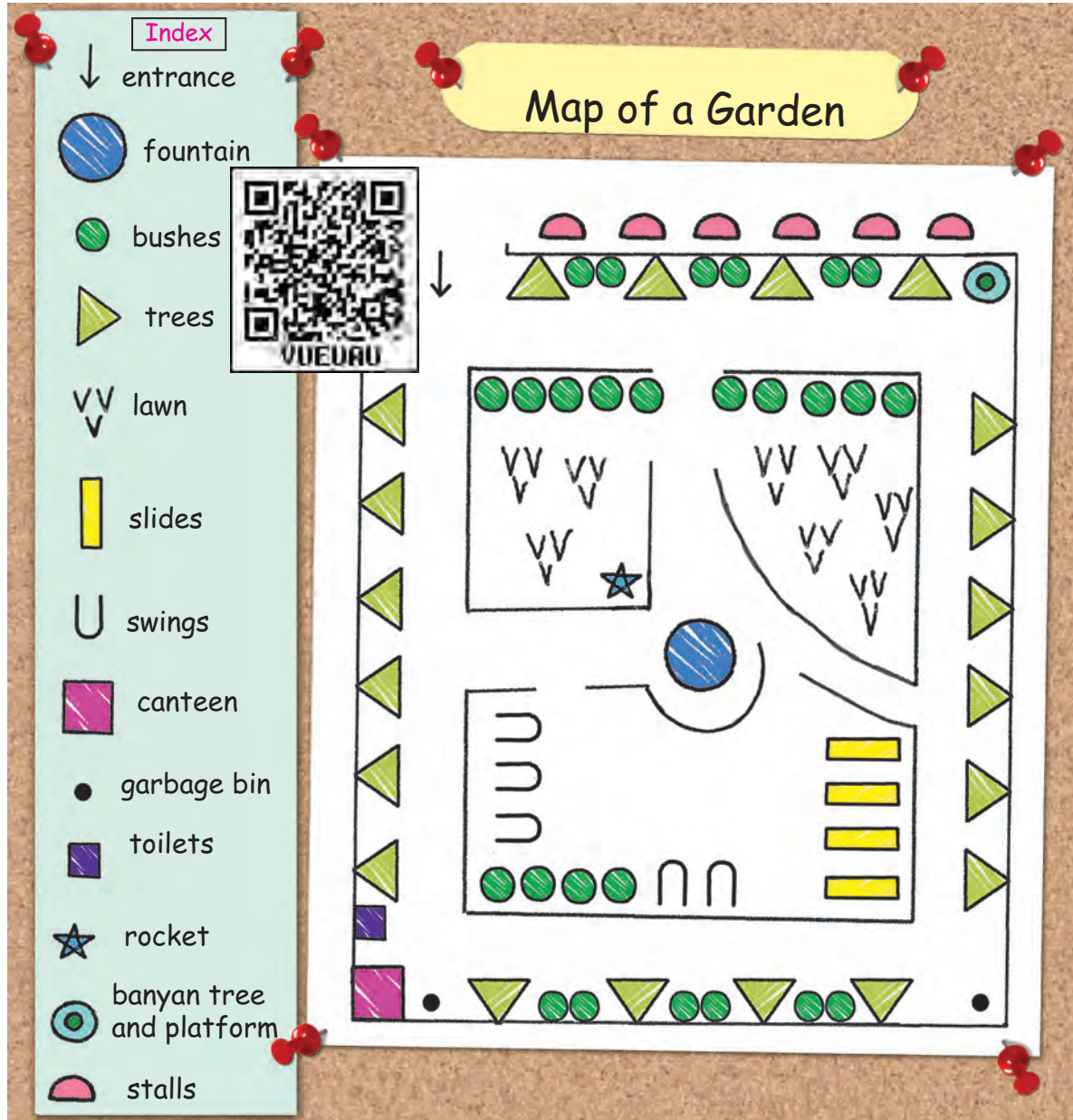
1. Name the following shapes. खालील आकारांची नावे सांगा.

O8



2. Read the following map. या नकाशाचे वाचन करा.

O8



3. Now draw maps of any two of the following using the shapes you know. Prepare an index in English.

तुम्हांला माहीत असलेले विविध आकार वापरून खालीलपैकी कोणत्याही दोन गोष्टींचे नकाशे काढा. त्यासाठी इंग्रजीतून सूची (Index) तयार करा.

W8

your classroom

your house

your school

any garden

any town

1. Listen carefully and read after me.

लक्षपूर्वक ऐका आणि माझ्यापाठोपाठ वाचा.

05



Long, long ago, in the faraway land of Korea, there was a **minister**. On the right of his house, there lived a **blacksmith**. On the left, there lived a carpenter.

( 'मिनिस्टर )  
मंत्री

( 'ब्लॅकस्मिथ )  
लोहार

The blacksmith and the carpenter began their work early in the morning. Tong, tong, tong – the blacksmith beat the iron with his big **hammer**. Tock, tock, tock, – the carpenter worked with his small hammer. Krrr – krrr – krrr – he used his **saw** to cut the wood. They worked day and night and made a lot of noise. All that noise disturbed the minister. 'I must do something about this !' he thought.

( 'हॅमर )  
हातोडा

( 'सॉ )  
करवट



One day, the minister called the blacksmith.

“I order you to shift your house somewhere else.” Then he called the carpenter and gave him the same order.

After a few days, the blacksmith went to the minister. “I’m moving my house tomorrow,” he told the minister. The minister was happy. He said, “That’s very kind of you. You are such a good man. Please stay for lunch today.”

Then the carpenter came, “I’m also moving my house tomorrow,” he told the minister. The minister was overjoyed. “Oh, no! You are too kind! Please stay for lunch today.”

The minister offered his neighbours many tasty dishes, sweets and fruits. Then he said goodbye to them.



The next day, when the minister went to bed,

he thought, ‘Ah! At last I will have some peace. Tomorrow when I get up, I will listen to the sweet sounds of birds. How nice it will be!’

But the next morning, the minister woke up with the sound of tong, tong, tong, tock, tock, tock, krrr, krrr, krrr again. He got annoyed. He called his servants. “Go and see who is making all that noise!”

After some time, the servants came back. They had some news for the minister. The carpenter and the blacksmith had moved their houses – the blacksmith had moved to the carpenter’s house and the carpenter had moved to the blacksmith’s house!

The blacksmith and the carpenter carried on their work in their houses day and night!

got annoyed (गॉट् अ'नॉइड्) त्रासला, वैतागला.





2. Answer the following questions in one or two words.

- (a) Who lived between the blacksmith and the carpenter?  
(b) Who used a big hammer?  
(c) Who used a small hammer?

या प्रश्नांची एक-दोन शब्दांत उत्तरे द्या.

O11

- (d) Did the blacksmith shift his house?  
(e) Did the carpenter shift his house?  
(f) Was the minister happy at the end?

3. Listen carefully and answer the riddle.

Pots and pans and spoons and ladles,  
I need a stove and sometimes an oven.  
Cutting, slicing, steaming, frying –  
when I work, your mouth begins  
to water.  
Who am I?

लक्षपूर्वक ऐका आणि कोड्याचे उत्तर द्या.

O11

I use needles and threads  
and scissors and buttons  
and all sorts of cloth.  
I take measurements and  
then stitch garments.  
Who am I?

4. Listen to each 'sound word' and say what makes that sound.

- beep-beep    • ding-dong    • slurp-slurp    • ting-ting    • clap-clap
- drip-drip    • swish-swish    • tring-tring    • crunch-crunch    • knock-knock
- tick-tock    • tock-tock    • pitter-patter    • zoom-zoom

शब्द ऐका आणि हा आवाज कशाचा ते सांगा.

O7

5. Match the three columns and rewrite the table given below.

खालील तिन्ही रकाने जुळवा आणि खाली दिलेला तक्ता परत लिहा.

W6

Occupation	Tools	Actions
teacher	paints, paintbrushes, crayons, paper, canvas, pencils	draw, paint, sketch, colour, shade
cook	pots, pans, stove/cooker, knife, spoons, grinder, mixer	write, read aloud, explain, show, ask questions, test, examine, correct, help, encourage
tailor	screwdriver, drill, spanner, nuts, bolts, screws, hammer, wires	wash, clean, cut, boil, fry, steam, bake, roast, stir, mix, slice
artist	scissors, tape-measure, thread, needle, sewing-machine,	repair, join, fix, turn, screw, connect, bend, check
mechanic	chalk, board, duster, pen, computer	sew, measure, cut, stitch, draft, design, fold, hem, trim, decorate

6. Read the following sentences aloud with proper intonation. Using your mother tongue, name the occasions/situations when you will use these sentences.

- I must do something about it.
- That's very kind of you!

खालील वाक्ये आवाजात योग्य ते चढउतार करून वाचा. ही वाक्ये तुम्ही कोणत्या प्रसंगी वापराल, ते तुमच्या मातृभाषेत सांगा.

O4

P8

- Please stay for lunch.
- How nice it will be!





1. Use the phrases on the time-line in the given sentences to make meaningful sentences.

कालरेषेवरील शब्दगट दिलेल्या वाक्यांत वापरून अर्थपूर्ण वाक्ये तयार करा.

O14



millions of years ago



Dinosaurs lived on the earth millions of years ago.

Long, long ago, there lived a king.

I gave you a book a little while ago.



in the past

long long ago

many years ago

a few years ago

last year

many days ago

last week

day before yesterday

yesterday

a little while ago/  
some time ago

at present

now/  
just now

today

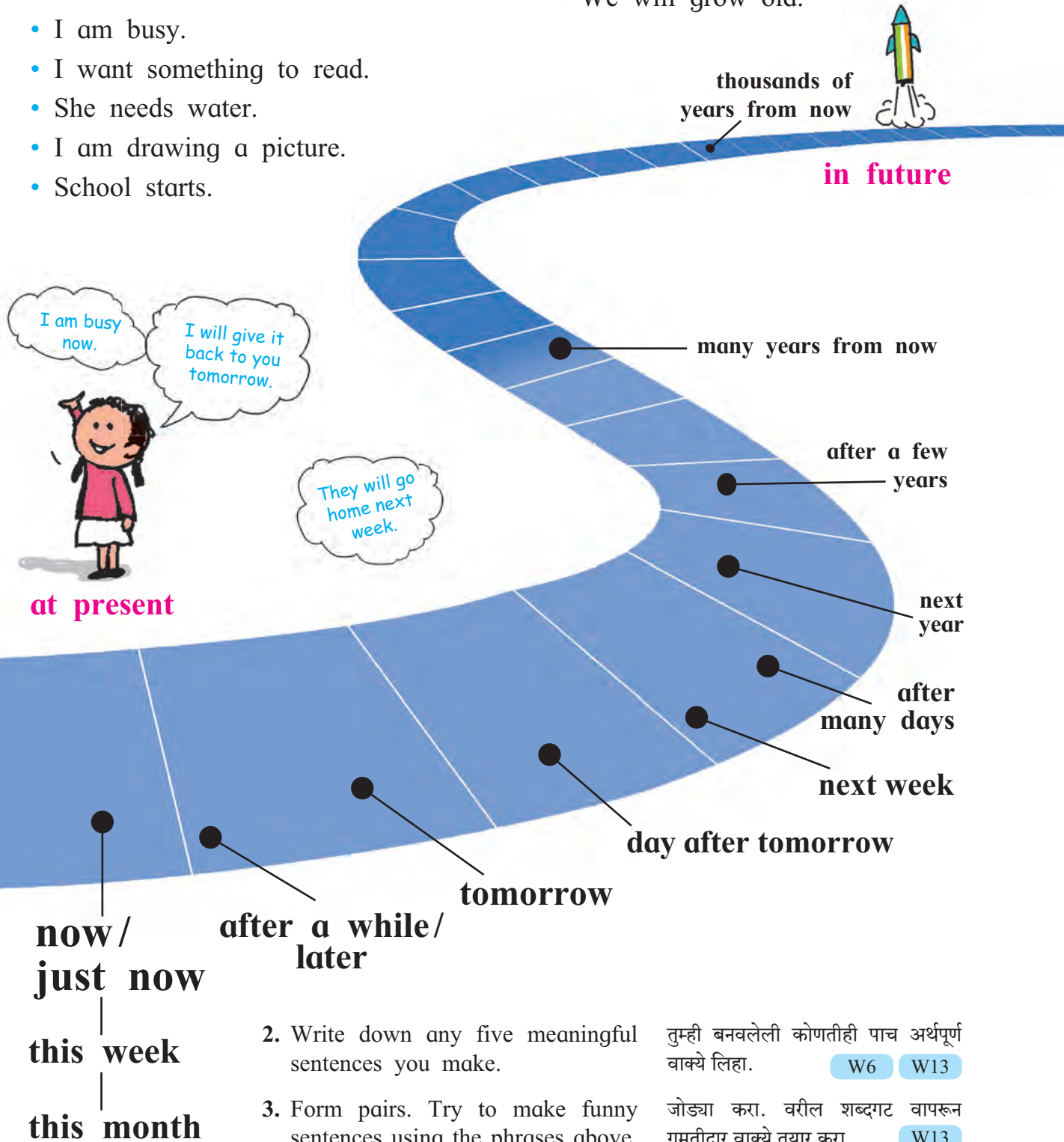
tonight

कालरेषेवरील शब्दगट मुलांकडून वाचून घ्यावे आणि मुलांना त्यांचा अर्थ समजत असल्याची खात्री करून घ्यावी. नंतर पान 57 वरील प्रत्येक वाक्यात यांपैकी कोणते शब्दगट घातल्यावर अर्थपूर्ण वाक्ये तयार होतील याबाबत मुलांना बोलते करून विविध जोडण्या करू द्याव्या. तसेच स्वतःच्या मनाने वाक्ये तयार करण्यासही मुलांना उत्तेजन द्यावे. ही कृती नंतरही अधूनमधून घ्यावी.



- I was in Std I.
- There were dinosaurs on the earth.
- There lived a king.
- I gave you a book.
- We visited the zoo.
- I am busy.
- I want something to read.
- She needs water.
- I am drawing a picture.
- School starts.

- I will give it back to you.
- He is going to play cricket.
- People will land on Mars.
- We will be in college.
- They will go home.
- We will grow old.



2. Write down any five meaningful sentences you make.

3. Form pairs. Try to make funny sentences using the phrases above.

तुम्ही बनवलेली कोणतीही पाच अर्थपूर्ण वाक्ये लिहा.

W6 W13

जोड्या करा. वरील शब्दगट वापरून गमतीदार वाक्ये तयार करा.

W13



Cats purr.  
Lions roar.  
Owls hoot.  
Bears snore.  
Crickets creak.  
Mice squeak.  
Sheep baa.  
But I **speak** !

Monkeys chatter.  
Cows moo.  
Ducks quack.  
Pigeons coo.  
Pigs squeal.  
Horses neigh.  
Chickens cluck.  
But I **say** !

Flies hum.  
Dogs growl.  
Bats screech.  
Wolves howl.  
Frogs croak.  
Parrots squawk.  
Bees buzz.  
But I **talk** !

— Author Unknown





2. Read what they are saying when they make that sound.

हे प्राणी विशिष्ट आवाज करून काय सांगत आहेत, ते वाचा.

O4



• Now use your imagination and say what these animals may say.

तुमची कल्पनाशक्ती वापरून हे प्राणी काय म्हणत असतील ते सांगा.

O15

- lion • mouse • sheep • monkey • horse • dog • frog • bee

3. Rewrite the lines as shown.

दाखवल्यानुसार ओळींचे पुनर्लेखन करा.

W5

- (1) First stanza : Cats purr – A cat purrs.
- (2) Second stanza : Monkeys chatter – Monkeys are chattering.
- (3) Third stanza : Flies hum – Flies were humming.


4. Form pairs. Write complete conversations for the following situations. You may use some of the sentences given below.

जोड्या करा. खालील प्रसंगांसाठी पूर्ण संवाद लिहा. त्यासाठी येथे दिलेल्या काही वाक्यांचाही उपयोग करता येईल.

O6

W11

W9




- Hello. • Sorry, wrong number. • Please give her a message.
- Please ask him to ring me up. • Please speak a little louder.
- May I know who's calling? • ..... speaking. • ..... here.



- Listen carefully and watch the experiment. Learn to do it yourself and present it in English.

लक्षपूर्वक ऐका आणि प्रयोग नीट पहा.  
तो स्वतः करायला आणि इंग्रजीतून सादर  
करायला शिका.

O14



Hello.

I am going to show you  
how this balloon sticks to the  
wall without glue.

See, first I rub it on my head.  
Then I stick it to the wall.

Isn't it fun to watch ?

There is no trick in this.  
This happens due to electricity.



Namaste.

I want to show you a simple  
musical instrument.



These are all glass bowls.  
Each bowl has some water in it.  
This bowl is full of water.  
This last bowl has very little water in it.  
Each bowl has more water than the bowl  
on the left.

Now I'll tap each bowl gently  
with this spoon.

Did you hear that ?  
What a musical sound !  
Do you want to try it ?  
Please be careful.  
Thank you !



Good morning !  
 I'm going to present an experiment.  
 You will love to watch this.  
 This bottle holds vinegar.  
 This balloon holds baking soda.  
 Now I will fit the balloon  
     on the mouth of the bottle, like this.  
 Now I will lift the balloon.  
 Then the soda will fall in the bottle.  
     and then ..... just watch !  
 The balloon blows up !  
 When you mix soda and vinegar,  
     a gas known as carbon dioxide forms.  
 The balloon blows up because of the gas.  
 Thank you for watching my experiment.



I am going to show you  
     something that looks like magic.  
 But it's not magic. It is science.  
 This is a magnet.  
 It attracts towards itself,  
     everything that is made of iron.  
 Just watch.  
 It draws the clips through air.  
 I'll put the clips in a glass bowl.  
 It draws the clips through glass.  
 I'll pour some water in the bowl.  
 It draws the clips through water  
     and through glass.  
 Do you want to try it ?  
 Try it with paper.  
 Thank you.

या उपक्रमासाठी लागणारे साहित्य आधीच जमा करावे. सर्व प्रयोग प्रथम स्वतः करून पहावे. चौथ्या प्रयोगासाठी चांगला लोहचुंबक (मॅग्नेट) वापरावा. वर्गातील मुलांना त्यांच्या आवडीनुसार प्रयोग निवडू द्यावा. तो प्रयोग काळजीपूर्वक करण्याचा व इंग्रजीतून सादर करण्याचा सराव करून घ्यावा. दररोज दहा-बारा मुलांना त्यांचे प्रयोग सादर करण्याची संधी द्यावी. या प्रयोगात इतर प्रयोगांची भर घालून शाळेत खरोखरीच science-fair आयोजित करता येईल.