


ACTIVITY - 1

Your teacher will give the instructions. Follow them.

1. Close your right nostril with your right thumb.
2. Breathe in slowly through your left nostril till your lungs are full.
3. Now close your left nostril with your second and third finger.
4. Remove your thumb from the right nostril and breathe out.
5. Breathe in slowly through your right nostril.
6. Remove your fingers from the left nostril and breathe out.



ACTIVITY - 2

Play the game. Your teacher will help you.

Twist your left ear

Blink your eyes eight times

Pinch your friend

Yawn three times

Nod your
head once

Stand on one leg
for a minute.

ACTIVITY - 3

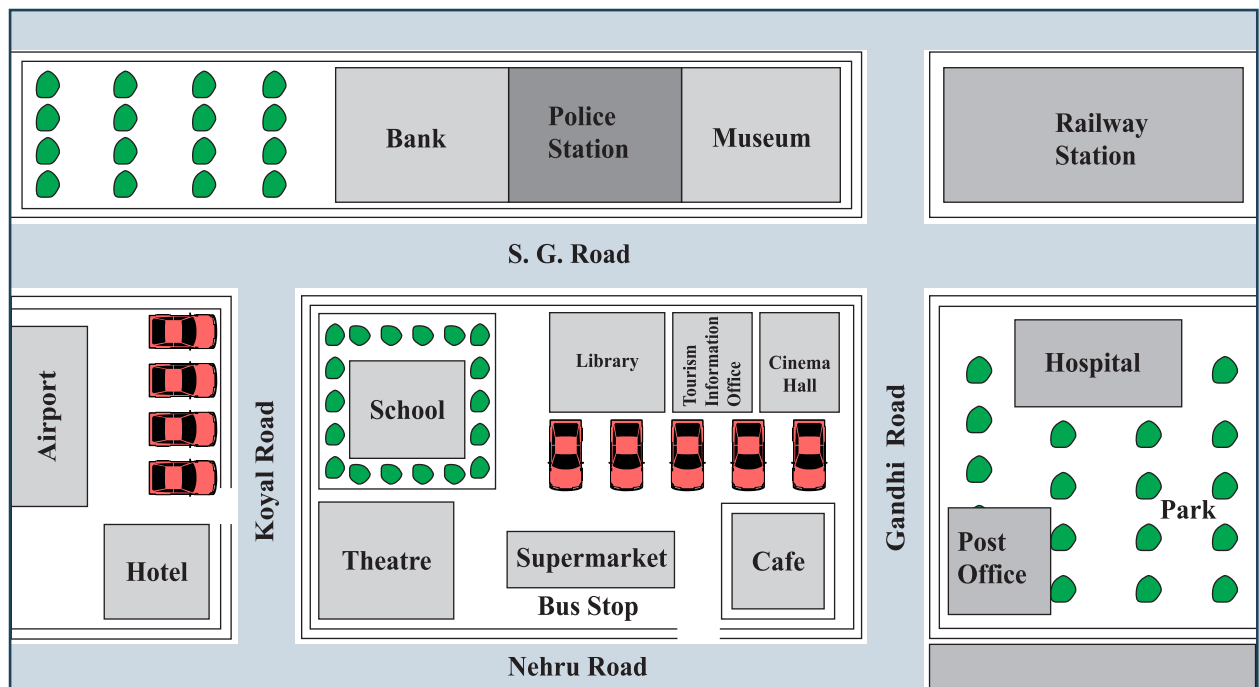
(A) Where do you hear the following sentences ? Write the place in the blank.

e.g. Passengers for Bombay Central are requested to reach platform No. 2.

Railway station.

1. Deposit your cash here. _____
2. The visitors are requested not to touch the statue. _____
3. Take the injured man to the X-ray room. _____
4. Dr. Solanki, please reach the emergency ward. _____
5. Now, we invite Mr. Bansal Jha to come on the stage. _____
6. Mr Patel, please reach the ticket window immediately. _____
7. Viewers are requested to switch off their cell phones. _____
8. Your attention, please. _____
9. The Hawra Express will arrive on time. _____
10. Passengers are requested to go to platform No-7 for Dakor Mela special buses. _____
11. Now students of standard VII will perform an English play. _____
12. Now Ms Rajlakshmi and Mr Rajgopal will perform Bharatnatyam. _____
13. Flight no. 363 is delayed by an hour. _____

(B) Study the map.



• **Read the sentences and say whether they are true or false.**

1. The cafe is on the corner of Nehru Road and Gandhi Road.
2. The police-station is between the bank and the museum.
3. The theatre is on the corner of S.G. Road and Koyal Road.
4. The library is near the school.
5. The bus stop is near the Railway station.
6. The museum is opposite the cinema hall.

(C) Fill in the blanks using the words in the box.

between, next to, near, on the corner of, in front of, behind, opposite

1. The supermarket is _____ the bus stop.
2. The car parking is _____ the airport.
3. The bank is _____ the school.
4. The school is _____ the library.
5. The post office is _____ Nehru Road and Gandhi Road.

(D) Read this dialogue silently and then enact it.

Receptionist : Good morning, sir.

Tourist : Good morning. Is there a museum near by?

Receptionist : Yes, there is.

Tourist : Can you tell me the way to the museum, please?

Receptionist : Yes, of course. Go along Koyal Road until you come to S.G. Road. Cross Nehru Road and turn right. Go past the bank and the police station. It's on your left. You can't miss it.

Tourist : Thank you very much.

Receptionist : You're welcome.




ACTIVITY - 4

Study the symbols.


	It's straight ahead		Take the first / second turning on your left.
	Go straight ahead until you come....		Take the first / second turning on your right.
	Turn left.		It's on the right.
	Turn right.		It's on the left.
	Go past the park.		Go across the crossroad.

Study the map on page No. 2 and draw appropriate symbols in the circle.


1. From post office to bank.




6. Take the first turning on the right.




2. From theatre to school.




7. Go along this road until you come to the traffic lights.




3. Turn left to Gandhi Road.



4. The hospital is on your right.



8. Turn right at the post office.



5. Go past the bank.



ACTIVITY - 5

[A] Read the details about Gir National Park

Gir National Park, Gujarat



Place	: Sasan Gir, Junagadh district, Gujarat
Area	: 1412km, Established : 1965
Best Season	: Mid October, Mid June, November and February is the best time for sighting the lions.
Nearest town	: Veraval (42 Km)
Main attraction	: Asiatic lions
Location	: The Gir National Park is located 65 Km to the South-east of Junagadh and 60Km to South-west of Amreli in the Indian state of Gujarat.
Nes	: Haripur, Sajia, Jambuthala, Vaniavav, Dadakali Timbara, Babariya.
Rivers	: Hiran, Shetrunji, Datarji, Shingoda, Machhundri, Godavari and Ravat.
Temples	: Tulsishyam, Kankai, Banej, Kamleshvar.
Wild Animals	: 38 species of mammals, around 300 species of birds, 37 species of reptiles and more than 2000 species of insects.
Timing	: Morning: 07:00 to 11:00 Hrs Afternoon : 15:00 to 17:00 Hrs.
Governing body	: Forest Department of Gujarat
Official website	: www.girnationalpark.com

---: Jay Jay Garavi Gujarat. :---

• નીચેના પ્રશ્નોના જવાબ આપો.

1. How many rivers are in the Gir Jungle ? Name them.

2. What is the main attraction of the Gir National Park?

3. Which is the official website of the Gir National Park?

4. What is the best time for sighting the lions?

[B] Fill in the blanks:

(a) _____ species of reptiles.

(b) 2000 species of _____.

(c) Veraval town is _____ km far from the Gir National Park.

(d) Forest Department of Gujarat is _____ of the Gir National Park.

[C] Read the instructions and draw the routes in the map.



1. You are at Dhari. Go to Talala. Don't use the railway. Visit Tulsishyam and Banej on the way. Draw this route in black.
2. You are at Visavadar. Plan a short route for all the following places. Draw this route in blue.
Places: Devaliya Lion National Park, Kamleshvar Dam, Singoda Dam, Sri Kanka Mata Mandir, Sodaori, Banej, Dhari, Tulsishyam, Hiran Dam, Dhokadava.
3. You are at Tulsishyam. Plan a route to Kamleshvar Dam. On the route take some photographs of Kodinar Dam. This is rainy season. Visit Jamjir waterfall.

ACTIVITY - 6

[A] Read the dialogue.

From Kedee to Road via Laxmi !

Faizan is a wildlife photographer. He is from Tamil Nadu. Last week he went to Gir forest. There he lost his way. He asked Laxmi, a girl from Gir to help him. Laxmi is in standard 7. She was not able to speak English properly. On the other side Faizan was not able to understand Gujarati. Was Laxmi able to help him? Let's see ...

Faizan : Hey, excuse me !

Laxmi : Ekyuz ? What? Exyuz ?

Faizan : I lost my way. I want to go out from this jungle.

Laxmi : Go out - Why come in jungle?

Faizan : I do not know the road.

Laxmi : Road not in the jungle. *Kedi* - Walk on the *kedi* !

Faizan : Okay... I will walk on the *Kedee*! But Which? - What's your name?

Laxmi : Lakhami.. My name.

Faizan : Hmm. Laxmi..On which *Kedee*? Here are three ways.

Laxmi : Go from there .. by that '*Bhutiyo Vad*' !

Faizan : (Taking notes) Okay .. that *Bhutiyo* banyan tree and then?

Laxmi : After crossing '*Vankalo*' You see a '*Roopalo Dungar*'

Faizan : (Checking dictionary) *Vonkalo* .. means ... What is *Vonkalo*?

Laxmi : Water ... water ... running. Then you see a *Dungar* ..hill.

Faizan : Yaa .. what next?

Laxmi : Climb up that hill .. There '*Katal Maa nu Thapan*'.

Faizan : '*Thapan*'?

Laxmi : Yes .. yes .. '*Thapan*'- temple ... climbed down from there .. go to *Ugamne*?

Faizan : *Ugamane*?

Laxmi : *Ugamane* ... Sun comes in the sky .. Sun .. sun ..

Faizan : You mean to the east.

Laxmi : Yes ... east.



Faizan : There see '*Dodhiyu Talav*' Ask for '*Aai Maa no Nes*'

Faizan : *Talav* means Pond .. What is this '*Aai Maa no Nes*'?

Laxmi : We live in '*Kuba*'. Many '*Kubas*' there ... so it is '*Nes*'.

Faizan : You live in the jungle! Aren't you afraid of the lions?

Laxmi : '*Savaj*' - *Savaj* our *Devata*. We love *Savaj* and *Savaj* loves us. We live together. Sometime we fighting but it is ok.

Faizan : Can you take me to your home?

Laxmi : Ha .. ha .. *chyam nahi ? halyane !* Oh ! Welcome .. let's go. My *Maa-Bapa* will be happy ..

Faizan went to her home.

He talked with the people of Nes. Next day Laxmi's father helped him to catch a bus for Junagadh. Faizan thanked him and started his return journey.

[B] લક્ષ્મીએ બોલેલા વાક્યોને ઉદાહરણ મુજબ ફરી લખો.

e.g.	Laxmi	:	Why come to the jungle?
	You	:	<u>Why did you come to the jungle?</u>
	Laxmi	:	Road not in the jungle.
	You	:	_____
	Laxmi	:	Go to <i>Ugamane</i> .
	You	:	_____
	Laxmi	:	Many ' <i>Kubas</i> ' there.
	You	:	_____
	Laxmi	:	Walk on the kedi.
	You	:	_____
	Laxmi	:	Lakhami, my name.
	You	:	_____
	Laxmi	:	After crossing Vonkalo, you see ' <i>Roopalo Dungar</i> '
	You	:	_____
	Laxmi	:	Ugamne... Sun Comes in the sky.
	You	:	_____
	Laxmi	:	We love savaj and Savaj loves us.
	You	:	_____
	Laxmi	:	My maa-bapa will be happy.
	You	:	_____

[C] Answer the questions.

1. Where is Faizan from?


2. Can Laxmi talk in English?

3. Did Faizan speak Gujarati?

4. What was the name of the pond?

5. Did Faizan visit Laxmi's home?

6. Where did Faizan go from Gir?



ACTIVITY - 7

[A] Read these instructions.

1. Don't use plastic in the Jungle.
2. Don't throw rubbish here and there.
3. Don't walk in the Jungle.
4. Don't tease the animals.
5. Protect the Jungle.
6. Don't give any food to them.
7. This park is our national property.
8. Trees are our best friends.
9. Animals are also our friends.

[B] Zarna, Juli and Jaya visit Sasan. These sentences show their behaviour in Sasan. Write 'good' or 'bad' for their behaviour.

	Sentences	Good or Bad ?
1	They shouted when they saw a lion-family first time.	
2	They ate popcorn and gave it to the deer, too.	
3	Jaya stopped Zarina throwing plastic bag in the Jungle.	
4	Juli and Jaya threw rubbish here and there in the Jungle.	
5	Juli pulled the branches of the tree.	

INTERESTING FACTS ABOUT ASIATIC LION

Weight : Male-approximately 150Kg. to 250Kg.

Female-120Kg. to 180Kg.

Length : Male-1.7meter to 2.5meter

Female-1.4meter to 1.75meter

Length(Tail) : 70cm to 105cm

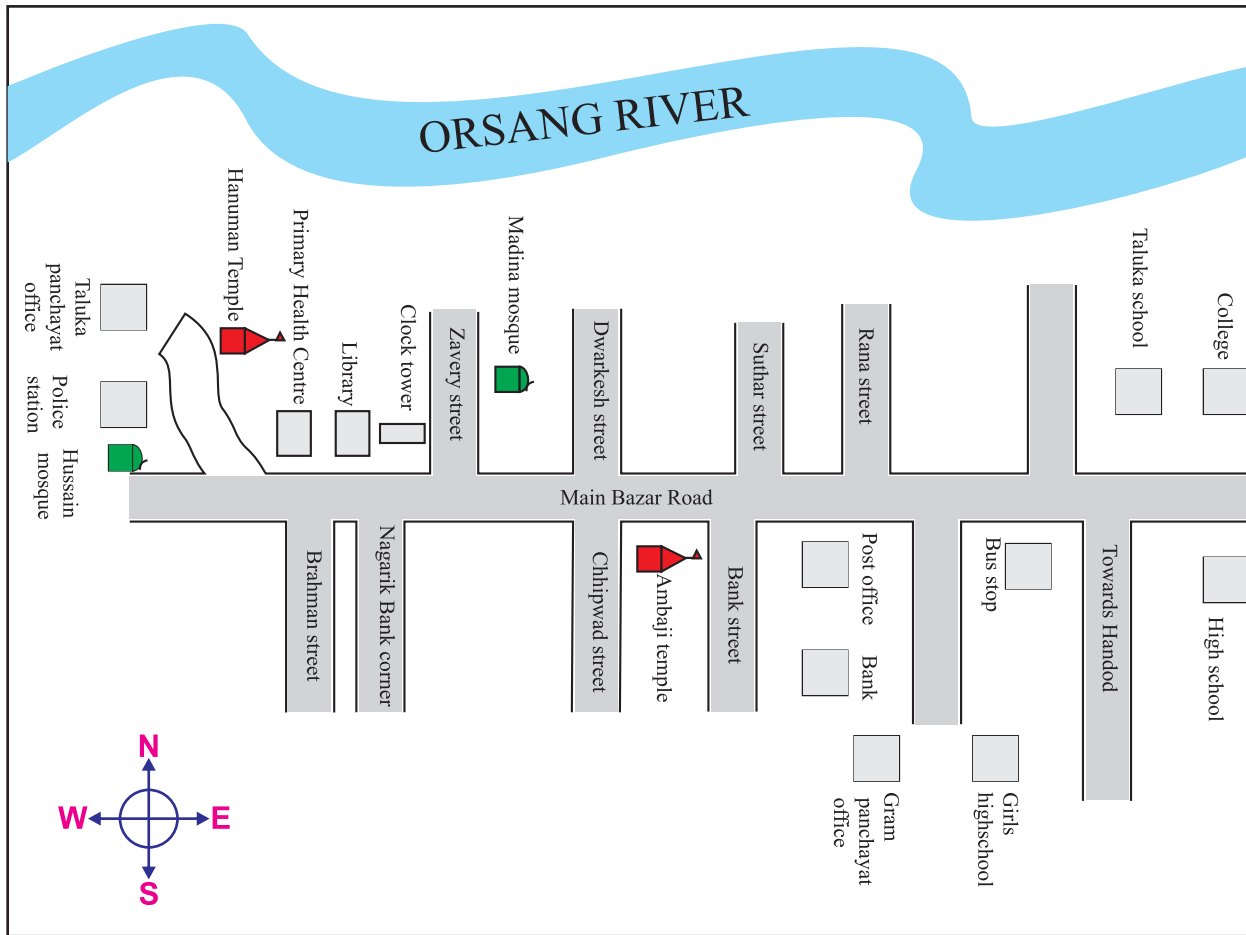
Life span : 16 to 18 years

Typical diet : Deer, wild bear, buffaloes, antelope



ACTIVITY - 8

[A] Study this map and read the dialogue based on it.



Rohan : Hello! Javed. Now I am at the bus stop. Where are you?

Javed : I am at the post office.

Rohan : How can I reach there?

Javed : First of all, come out from the bus-stop. Then turn left and walk along the main bazar road.

Rohan : Javed, now I am on the bazar road and I see the sign board of 'Rana street'.

Javed : Hmmm....! Walk straight about 50 meters, then you will see the sign board of Bank street. Take left turn from there and you will see the post office.

(After five minutes)

Rohan : Hi ! Javed.



[B] Draw the map of your village or area / town / city.

[C] તમારો મિત્ર તમારા ગામ કે વિસ્તારના બસ સ્ટોપ પર પહોંચ્યો છે. તમારો સંપર્ક મોબાઈલ દ્વારા કરે છે. તમારો મિત્ર તમારા ગામ કે વિસ્તારનાં ત્રણ સ્થળોની મુલાકાત કરી શકે તે માટેની સૂચનાઓ આપો.

Hello ! I am at

[D] Play the game 'Treasure Hunt.' (See Helpline.)

HELPLINE

Activity - 2

શિક્ષક મિત્રો નીચે મુજબની સૂચનાઓ વાળી ચિટ્ટીઓ બનાવો.

1. Twist your left ear.
2. Blink your eyes eight times.
3. Snap your fingers two times.
4. Clap your hands three times.
5. Pinch your friend.
6. Yawn three times.
7. Nod your head once.
8. Pat on your back.
9. Hop on your place three times.
10. Stand on one leg for a minute.

આ પ્રકારની ચિટ્ટીઓ બનાવી તેને ટેબલ ઉપર મુકો. એક વિદ્યાર્થી આવે, તેમાથી એક ચિટ્ટી ઉપાડે અને તેમાં લખેલી સૂચના મુજબ ક્રિયા કરવાનું કહો. વિદ્યાર્થીને ચિટ્ટીની સૂચના સમજવામાં મુશ્કેલી પડે તો તમે ક્રિયા કરીને તેને માર્ગદર્શિત કરો. તે વિદ્યાર્થી ચિટ્ટીની સૂચના મુજબ ક્રિયા કરશે. ત્યાર બાદ તે વર્ગના બાળકો સમક્ષ તે ચિટ્ટી મોટેથી વાંચશે અને વિદ્યાર્થીઓ તે મુજબ ક્રિયા કરશે. આમ, વારાફરતી ૧૦ થી ૧૫ વિદ્યાર્થીઓ ને બોલાવો અને આ પ્રવૃત્તિ કરાવો. ઉપર બતાવ્યા સિવાયની બીજી સૂચનાઓની ચિટ્ટીઓ પણ તમે તેમાં ઉમેરી શકો છો.

Activity - 8 (D)

સૌપ્રથમ રમત રમાડવા માટે ચિટ્ટીઓ બનાવી લો.

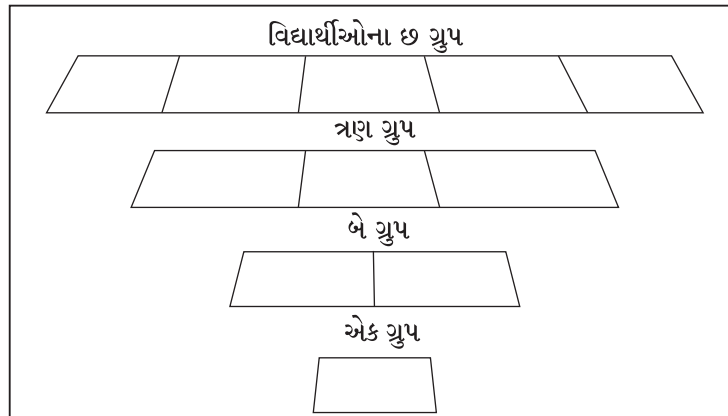
First stage:

Arrange following alphabet

1. third alphabet - 3rd
2. twelfth alphabet - 12th
3. fifteenth alphabet - 15th
4. nineteenth alphabet - 19th
5. fourth alphabet - 4th
6. twentieth alphabet - 20th

_____ house from your school.

આ પ્રકારની છ ચીટ્ટી બનાવો. તમારા વર્ગમાનાં ત્રણ-ત્રણ વિદ્યાર્થીઓના છ ગ્રુપ બનાવો. વિદ્યાર્થીઓને ઉપર આપેલા clue મુજબ ચિટ્ટીમાં શબ્દની પૂર્તતા કરી બનતી સૂચના મુજબ છ ગ્રુપ અનુસરશે.



Second stage:

સૂચના અનુસરતા તેઓ જે ઘેર પહોંચશે ત્યાં અગાઉથી આપેલી પાંચ ચીટ્ટીઓ પાંચ ગ્રુપને મળશે. આમ, એક ગ્રુપ આપોઆપ રમતમાંથી બહાર થઈ જશે.

આ ઘરે આપવામાં આવેલી ચીટ્ટીઓ

Go straight, turn left and go to _____ (વ્યક્તિનું નામ) _____'s house.

જે ભાઈનું નામ ચીટ્ટીમાં તમે લખેલું હશે, તેઓના ઘેર તમે ચીટ્ટીઓ અગાઉથી આપેલી હશે. જે ગ્રુપ ત્યાં પહોંચશે તેમને ત્યાં નીચે મુજબની ચીટ્ટીઓ ત્રણ ગ્રુપને મળશે.

This is the place in your village town. _____ (વ્યક્તિનું નામ) _____ go there hurry up.

આ ચીટ્ટી વાંચીને ચીટ્ટીમાં લખેલી જગ્યા એ વિદ્યાર્થીઓના જૂથ પહોંચશે. ત્યાં માત્ર બે જ ચીટ્ટીઓ મૂકેલી હશે.

Find out _____ (વસ્તુનું નામ) _____ in your classroom.

છેલ્લી જગ્યાએ એક જ ચીટ્ટી મૂકેલી હશે તેમાં લખેલું હશે:

You won _____.

Recite, sing and enjoy.

The cycle glides high in the air.

Oh ! What a thrill for Teju dear.

The cloud banks end and at great pace,

Poor Teju shoots off into space.

Then Teju sees with great delight,

Two wings appear to help his flight.