

**Class: XII**  
**SESSION : 2022-2023**  
**SUBJECT: PHYSICS (THEORY)**  
**SAMPLE QUESTION PAPER - 27**  
**with SOLUTION**

**Maximum Marks:** 70 Marks

**Time Allowed:** 3 hours.

**General Instructions:**

- (1) There are 35 questions in all. All questions are compulsory
- (2) This question paper has five sections: Section A, Section B, Section C, Section D and Section E. All the sections are compulsory.
- (3) Section A contains eighteen MCQ of 1 mark each, Section B contains seven questions of two marks each, Section C contains five questions of three marks each, section D contains three long questions of five marks each and Section E contains two case study based questions of 4 marks each.
- (4) There is no overall choice. However, an internal choice has been provided in section B, C, D and E. You have to attempt only one of the choices in such questions.
5. Use of calculators is not allowed.

**Section A**

1. If  $\epsilon_0$  and  $\mu_0$  are the permittivity and permeability of free space and  $\epsilon$  and  $\mu$  are the corresponding quantities for a medium, then refractive index of the medium is: [1]

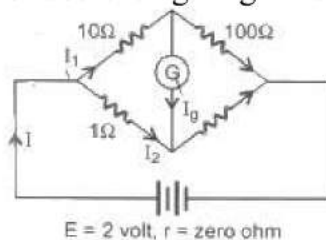
a)  $\sqrt{\frac{\mu\epsilon}{\mu_0\epsilon_0}}$

b)  $\sqrt{\frac{\mu_0\epsilon_0}{\mu\epsilon}}$

c) 1

d) insufficient information

2. In the adjoining figure, the resistance of the galvanometer G is 50 ohm. Of the following alternatives in which case are the currents arranged strictly in the order of decreasing magnitudes with the larger coming earlier: [1]



a)  $I, I_2, I_1, I_g$

b)  $I_g, I_1, I_2, I$

c)  $I, I_g, I_1, I_2$

d)  $I, I_1, I_g, I_2$

3. Diode is used as a/an [1]

a) rectifier

b) amplifier

c) modulator

d) oscillator

4. What is the conductivity of a semiconductor sample having electron concentration of  $5 \times 10^{18} \text{ m}^{-3}$ , hole concentration of  $5 \times 10^{19} \text{ m}^{-3}$ , electron mobility of  $2.0 \text{ m}^2 \text{V}^{-1} \text{s}^{-1}$  and hole mobility of  $0.01 \text{ m}^2 \text{V}^{-1} \text{s}^{-1}$ ? (Take charge of electron as  $1.6 \times 10^{-19} \text{ C}$ ) [1]
- a)  $1.20 (\Omega\text{-m})^{-1}$                       b)  $0.59 (\Omega\text{-m})^{-1}$   
 c)  $1.83 (\Omega\text{-m})^{-1}$                       d)  $1.68 (\Omega\text{-m})^{-1}$
5. If  $\vec{E}$  is an electric field and  $\vec{B}$  is the magnetic induction, then the energy flow per unit area per unit time in an electromagnetic field is given by: [1]
- a)  $\vec{E} \cdot \vec{B}$                       b)  $\vec{E} \times \vec{B}$   
 c)  $\frac{E}{B}$                       d)  $E^2 + B^2$
6. A small circular loop of wire of radius  $a$  is located at the centre of a much larger circular wire loop of radius  $b$ . The two loops are in the same plane. The outer loop of radius  $b$  carries an alternating current  $I = I_0 \cos(\omega t)$ . The emf induced in the smaller inner loop is nearly: [1]
- a)  $\frac{\pi\mu_0 I_0}{2} \cdot \frac{a^2}{b} \omega \cos(\omega t)$                       b)  $\frac{\pi\mu_0 I_0 b^2}{a} \omega \cos(\omega t)$   
 c)  $\pi\mu_0 I_0 \frac{a^2}{b} \omega \sin(\omega t)$                       d)  $\frac{\pi\mu_0 I_0}{2} \cdot \frac{a^2}{b} \omega \sin(\omega t)$
7. A plane electromagnetic wave propagating in the A-direction has a wavelength of  $6.0 \text{ mm}$ . The electric field is in the Y-direction and its maximum magnitude is  $33 \text{ Vm}^{-1}$ . The equation for the electric field as a function of  $x$  and  $t$  is: [1]
- a)  $33 \sin \pi \times 10^{11} \left(t - \frac{x}{c}\right)$                       b)  $33 \sin \pi \left(t - \frac{x}{c}\right)$   
 c)  $11 \sin \pi \times 10^{11} \left(t - \frac{x}{c}\right)$                       d)  $11 \sin \pi \left(t - \frac{x}{c}\right)$
8. In Young's experiment, two coherent sources are placed  $0.9 \text{ mm}$  apart and the fringes are observed  $1 \text{ m}$  away. If it produces the second dark fringe at a distance of  $1 \text{ mm}$  from the central fringe, the wavelength of monochromatic light used would be [1]
- a)  $10 \times 10^{-5} \text{ cm}$                       b)  $6 \times 10^{-5} \text{ cm}$   
 c)  $10 \times 10^{-4} \text{ cm}$                       d)  $60 \times 10^{-4} \text{ cm}$
9. What is the energy (approximate) of a photon emitted when an electron in a doubly charged lithium-ion  $\text{Li}^{++}$  (with nuclear charge  $3e$ ) undergoes a transition between  $n = 3$  and  $n = 1$  states ( $n$  being the principle quantum number)? [1]
- a)  $13.6 \text{ eV}$                       b)  $10.9 \text{ eV}$

d) 108.8 eV

[1]

b) The charge carries electrons and holes

d) There are no free electrons at room temperature

[1]

b) Protons flow from the conductor to the earth

d) Electrons flow from the conductor to the earth

[1]

b) decreases

d) remains unchanged

[1]

b) decrease by 2 times

d) decrease by 4 times

[1]

b)  $8.0 \times 10^{-9} \text{ N/m}^2$

d)  $8.0 \times 10^{-8} \text{ N/m}^2$

[1]

b) 4 H

d) 2 H

[1]



**Reason (R):** Mass and energy are inter-convertible in accordance with Einstein's relation.

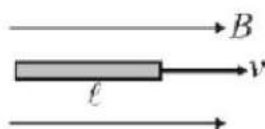
- a) Both A and R are true and R is the correct explanation of A.      b) Both A and R are true but R is not the correct explanation of A.  
c) A is true but R is false.      d) A is false but R is true.

17. **Assertion (A):** A domestic electrical appliance, working on a three-pin, will continue working even if the top pin is removed. [1]

**Reason (R):** The third pin is used only as a safety device.

- a) Both A and R are true and R is the correct explanation of A.      b) Both A and R are true but R is not the correct explanation of A.  
c) A is true but R is false.      d) A is false but R is true.

18. **Assertion (A):** The figure shows a metallic conductor moving in a magnetic field. The induced emf across its ends is zero. [1]



**Reason (R):** The induced emf across the ends of a conductor is given by  $\epsilon = Bvl \sin \theta$ .

- a) Both A and R are true and R is the correct explanation of A.      b) Both A and R are true but R is not the correct explanation of A.  
c) A is true but R is false.      d) A is false but R is true.

### Section B

19. The bombardment of lithium with protons gives rise to the following reaction: [2]  

$${}_3^7\text{Li} + {}_1^1\text{H} \rightarrow {}_2^4\text{He} + {}_2^4\text{He} + \text{Energy}$$

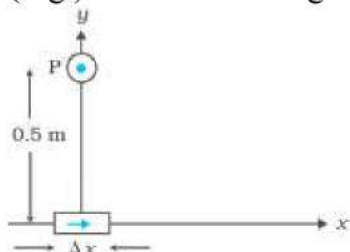
The atomic masses of lithium, hydrogen and helium are 7.016 amu, 1.008 amu and 4.004 amu respectively. Find the initial energy of each  $\alpha$ -particle (1 amu = 931 MeV).

20. Light of intensity  $10^{-5} \text{ Wm}^{-2}$  falls on a sodium photo-cell of surface area  $2 \text{ cm}^2$ . Assuming that the top 5 layers of sodium absorb the incident energy, estimate time required for photoelectric emission in the wave-picture of radiation. The work function for the metal is given to be about 2 eV. What is the implication of your answer? [2]
21. The resistivity of pure germanium at a particular temperature is  $0.52 \Omega\text{m}$ . If the material is doped with  $10^{20} \text{ atoms m}^{-3}$  of a trivalent impurity material, determine the new resistivity. The electron and hole mobilities are given to be  $0.2$  and  $0.4 \text{ m}^2\text{V}^{-1}\text{s}^{-1}$  respectively. [2]

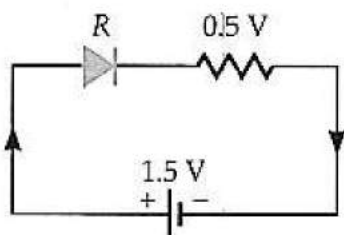
22. An electron does not suffer any deflection while passing through a region. Are you definite there is no magnetic field in that region ? [2]

OR

An element  $\Delta \vec{l} = \Delta x \hat{i}$  is placed at the origin and carries a large current  $I = 10$  A (Fig.). What is the magnetic field on the y-axis at a distance of 0.5 m?  $\Delta x = 1$  cm.



23. A p-n junction diode when forward biased has a drop of 0.5 V which is assumed to be independent of the current. The current in excess of 10 mA through the diode produces a large Joule heating which damages (burns) the diode. If we want to use a 1.5 V battery to forward bias the diode, what should be the value of the resistor used in series with the diode so that the maximum current does not exceed 5 mA? [2]



24. The susceptibility of a magnetic material is -0.085. Identify the magnetic type of the substance. A specimen of this material is kept in a uniform magnetic field. Draw the modified field pattern. [2]

OR

Two short magnets P and Q are placed one over another with their magnetic axes mutually perpendicular to each other. It is found that the resultant field at a point on the prolongation of the magnetic axis of P is inclined at  $30^\circ$  with this axis. Compare the magnetic moments of the two magnets.

25. The spectral line in the spectrum of light from a star is found to be shifted by 0.032% from its normal position towards the red end of the spectrum. Compute the velocity of the star. [2]

### Section C

26. The magnetic moment vectors  $\mu_s$  and  $\mu_l$  associated with the intrinsic spin angular momentum  $S$  and orbital angular momentum  $l$ , respectively, of an electron, are predicted by quantum theory (and verified experimentally to a high accuracy) to be given by: [3]

$$\mu_s = -(e/m) S, \mu_l = -(e/2m) l$$

Which of these relations is in accordance with the result expected classically?

Outline the derivation of the classical result.



27. Write Coulomb's law in vector form. What is the importance of expressing it in vector form? [3]

28. Name the laws associated with the following equations : [3]

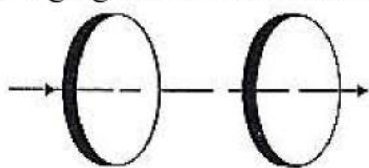
i.  $\oint \vec{E} \cdot d\vec{S} = \frac{q}{\epsilon_0}$

ii.  $\oint \vec{E} \cdot d\vec{l} = -\frac{d}{dt} \oint \vec{B} \cdot d\vec{S}$

iii.  $\oint \vec{B} \cdot d\vec{S} = \mu_0 \epsilon_0 \frac{d}{dt} \oint \vec{E} \cdot d\vec{S}$

OR

Figure shows a capacitor made of two circular plates each of radius 12 cm, and separated by 5.0 cm. The capacitor is being charged by an external source. The charging current is constant and equal to 0.15 A.



- Calculate the capacitance and the rate of change of the potential difference between the plates.
  - Obtain the displacement current across the plates.
  - Is Kirchoff's first rule (junction rule) valid at each plate of the capacitor? Explain.
29. In a Young's double-slit experiment, the slits are separated by 0.5 mm and the screen is placed 1.0 m away. It is found that the ninth bright fringe is at a distance of 8.835 mm from the second dark fringe. Find the wavelength of light used. [3]

OR

Why is interference pattern not detected, when two coherent sources are far apart? In Young's experiment, the width of the fringes obtained with light of wavelength  $6000\text{\AA}$  is 2.0 mm. Calculate the fringe width if the entire apparatus is immersed in a liquid medium of refractive index 1.33.

30. The current-loop PQRSTP formed by two circular segments of radii  $R_1$  and  $R_2$  carries a current of I ampere. Find the magnetic field at the common centre O. What will be the field if angle  $\alpha = 90^\circ$ ? [3]

#### Section D

31. Two point charges  $-q$  and  $q$  are located at points  $(0, 0, -a)$  and  $(0, 0, a)$  respectively. [5]
- Find the electrostatic potential at  $(0, 0, z)$  and  $(x, y, 0)$ .
  - How much work is done in moving a small test charge from the point  $(5, 0, 0)$  to  $(-7, 0, 0)$  along the x-axis?
  - How would your answer change if the path of the test charge between the same points is not along the x-axis but along any other random path?

- iv. If the above point charges are now placed in the same positions in the uniform external electric field  $\vec{E}$ , what would be the potential energy of the charging system in its orientation of unstable equilibrium?

Justify your answer in each case.

OR

- a. Deduce the expression for the energy stored in a charged capacitor  
b. Show that the effective capacitance  $C$  of a series combination of three capacitors  $C_1$ ,  $C_2$  and  $C_3$  is given by  $\frac{1}{C} = \frac{1}{C_1} + \frac{1}{C_2} + \frac{1}{C_3}$ .

32. Using Bohr's postulates, derive the expression for the frequency of radiation emitted when electron in hydrogen atom undergoes transition from higher energy state (quantum number  $n_i$ ) to the lower state, ( $n_f$ ). [5]

When electron in hydrogen atom jumps from energy state  $n_i = 4$  to  $n_f = 3, 2, 1$ , identify the spectral series to which the emission lines belong.

OR

In the study of Geiger-Marsden experiment on scattering of  $\alpha$ -particles by a thin foil of gold, draw the trajectory of  $\alpha$ -particles in the coulomb field of target nucleus. Explain briefly how one gets the information on the size of the nucleus from this study.

From the relation  $R = R_0 A^{\frac{1}{3}}$ , where,  $R_0$  is constant and  $A$  is the mass number of the nucleus, show that nuclear matter density is independent of  $A$ .

33. a. Draw a labelled ray diagram showing the formation of a final image by a compound microscope at least distance of distinct vision. [5]  
b. The total magnification produced by a compound microscope is 20. The magnification produced by the eyepiece is 5. The microscope is focused on a certain object. The distance between the objective and eyepiece is observed to be 14 cm. If least distance of distinct vision is 20 cm. Calculate the focal length of the objective and the eyepiece.

OR

- i. Draw a labelled ray diagram to obtain the real image formed by an astronomical telescope in normal adjustment position. Define its magnifying power.  
ii. You are given three lenses of power 0.5 D, 4D and 10 D to design a telescope.  
a. Which lenses should be used as objective and eyepiece? Justify your answer.  
b. Why is the aperture of the objective preferred to be large?

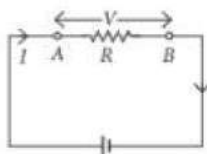
### Section E

34. Read the text carefully and answer the questions: [4]

Whenever an electric current is passed through a conductor, it becomes hot after some time. The phenomenon of the production of heat in a resistor by the flow of an electric current through it is called heating effect of current or Joule heating. Thus, the electrical energy supplied by the source of emf is converted into heat. In purely resistive circuit, the energy expended by the source entirely appears as



heat. But if the circuit has an active element like a motor, then a part of the energy supplied by the source goes to do useful work and the rest appears as heat. Joule's law of heating form the basis of various electrical appliances such as electric bulb, electric furnace, electric press etc.



- (i) Which of the following is a correct statement?
- |  |   |
|--|---|
| a) Heat produced in a conductor is independent of the current flowing.                 | b) Heat produced in a conductor varies directly as the square of the current flowing. |
| c) Heat produced in a conductor varies inversely as the square of the current flowing. | d) Heat produced in a conductor varies inversely as the current flowing.              |
- (ii) If the coil of a heater is cut to half, what would happen to heat produced?
- |                 |            |
|-----------------|------------|
| a) Remains same | b) Halved  |
| c) Remains same | d) Doubled |
- (iii) A 25 W and 100W are joined in series and connected to the mains. Which bulbs will glow brighter?
- |                            |                                  |
|----------------------------|----------------------------------|
| a) none will glow brighter | b) both bulbs will glow brighter |
| c) 100 W                   | d) 25 W                          |

**OR**

A rigid container with thermally insulated wall contains a coil of resistance  $100\ \Omega$ , carrying current  $1\text{ A}$ . Change in its internal energy after  $5\text{ min}$  will be

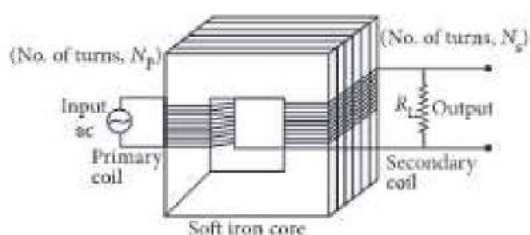
- |          |          |
|----------|----------|
| a) 20 kJ | b) 0 kJ  |
| c) 10 kJ | d) 30 kJ |

35. **Read the text carefully and answer the questions:**

**[4]**

A transformer is an electrical device which is used for changing the a.c. voltages. It is based on the phenomenon of mutual induction i.e. whenever the amount of magnetic flux linked with a coil changes, an e.m.f. is induced in the neighbouring coil. For an ideal transformer, the resistances of the primary and secondary windings are negligible.





It can be shown that  $\frac{E_s}{E_p} = \frac{I_p}{I_s} = \frac{n_s}{n_p} = k$

where the symbols have their standard meanings.

For a step-up transformer,  $n_s > n_p$ ;  $E_s > E_p$ ;  $k > 1$ ;  $\therefore I_s < I_p$

For a step down transformer,  $n_s < n_p$ ;  $E_s < E_p$ ;  $k < 1$

The above relations are on the assumption that efficiency of transformer is 100%.

In fact, efficiency  $\eta = \frac{\text{output power}}{\text{input power}} = \frac{E_s I_s}{E_p I_p}$

- (i) The number of turns in the primary coil of a transformer is 20 and the number of turns in a secondary is 10. If the voltage across the primary is 220 ac V, what is the voltage across the secondary?
- (ii) In a transformer, the number of primary turns is four times that of the secondary turns. Its primary is connected to an a.c. source of voltage V. What will be the current through its secondary?
- (iii) A transformer is used to light 100 W - 110 V lamps from 220 V mains. If the main current is 0.5 A, then what will be the efficiency of the transformer?

**OR**

Which quantity remains constant in an ideal transformer?

**Solution**  
**PHYSICS TEST - 22 (ABHISHEK)**  
**Class 12 - Physics**  
**Section A**

1. (a)  $\sqrt{\frac{\mu\epsilon}{\mu_0\epsilon_0}}$

**Explanation:** Velocity of light in vacuum,  $c = \frac{1}{\sqrt{\mu_0\epsilon_0}}$

Velocity of light in medium,  $v = \frac{1}{\sqrt{\mu\epsilon}}$

$\therefore$  Refractive index of the medium

$$\mu = \frac{c}{v} = \sqrt{\frac{\mu\epsilon}{\mu_0\epsilon_0}}$$

2. (a)  $I, I_2, I_1, I_g$

**Explanation:**  $I, I_2, I_1, I_g$

3. (a) rectifier

**Explanation:** Diode is used as a rectifier.

4. (d)  $1.68 (\Omega\text{-m})^{-1}$

**Explanation:** As we know that conductivity of semiconductor,

$$\sigma = e(\eta_e \mu_e + \eta_h \mu_h)$$

$$= 1.6 \times 10^{-19} (5 \times 10^{18} \times 2 + 5 \times 10^{19} \times 0.01)$$

$$= 1.6 \times 1.05$$

$$= 1.68$$

5. (b)  $\vec{E} \times \vec{B}$

**Explanation:** Energy flow per unit area per unit time is called Poynting's vector

$$\vec{S} = \vec{E} \times \vec{B}.$$

6. (d)  $\frac{\pi\mu_0 I_0}{2} \cdot \frac{a^2}{b} \omega \sin(\omega t)$

**Explanation:** For two concentric circular coil,

$$\text{Mutual Inductance } M = \frac{\mu_0 \pi N_1 N_2 a^2}{2 b}$$

Here,  $N_1 = N_2 = 1$

$$\text{Hence, } M = \frac{\mu_0 \pi a^2}{2 b} \dots (i)$$

and given  $I = I_0 \cos \omega t \dots (ii)$



Now according to Faraday's second law induced emf

$$e = -M \frac{dI}{dt}$$

From eq. (ii),

$$e = \frac{-\mu_0 \pi a^2}{2b} \frac{d}{dt} (I_0 \cos \omega t)$$

$$e = \frac{\mu_0 \pi a^2}{2b} I_0 \sin \omega t (\omega)$$

$$e = \frac{\pi \mu_0 I_0}{2} \cdot \frac{a^2}{b} \omega \sin \omega t$$

7. (a)  $33 \sin \pi \times 10^{11} \left( t - \frac{x}{c} \right)$

**Explanation:**  $\omega = 2\pi v = \frac{2\pi c}{\lambda} = \frac{2\pi \times 3 \times 10^8}{6 \times 10^{-3}}$

$$= \pi \times 10^{11} \text{ rad/sec}$$

The equation for the electric field, along y-axis in the electromagnetic wave, is,

$$E_y = E_0 \sin \omega \left( t - \frac{x}{c} \right)$$

$$= 33 \sin \pi \times 10^{11} \left( t - \frac{x}{c} \right)$$

8. (b)  $6 \times 10^{-5} \text{ cm}$

**Explanation:** For nth dark fringe,

$$x'_n = (2n - 1) \frac{D\lambda}{2d}$$

$$\therefore 10^{-3} = (2 \times 2 - 1) \frac{1 \times \lambda}{2 \times 0.9 \times 10^{-3}}$$

$$\text{or } \lambda = 6 \times 10^{-7} \text{ cm} = 6 \times 10^{-5} \text{ cm}$$

9. (d) 108.8 eV

**Explanation:** Energy (E) =  $13.6 Z^2 \left[ \frac{1}{n_1^2} - \frac{1}{n_2^2} \right] \text{ eV} = 13.6 \times 9 \left[ \frac{1}{1} - \frac{1}{3^2} \right] \text{ eV}$

$$= \frac{13.6 \times 9 \times 8}{9} \text{ eV} = 108.8 \text{ eV}$$

10. (d) There are no free electrons at room temperature

**Explanation:** At room temperature, few bond breaks and electron-hole pairs

generate inside the **semiconductor**.

11. **(d)** Electrons flow from the conductor to the earth

**Explanation:** After earthing a positively charged conductor electrons flow from earth to conductor and if a negatively charged conductor is earthed then electrons flows from conductor to earth.



12. **(c)** increases

**Explanation:** By symmetry, the charge will distribute evenly over the surface of the bubble. Because like charges repel, they want to move even further apart, the only which way is outward, taking the soap surface with them. Of course, the increase in restoring force of the soap film (surface tension) will at some point be equal and opposite to the electrostatic force, resulting in a new (larger) equilibrium radius. This will happen to both positive and negatively charged bubbles because of the ionic similarity.

Hence, when the soap bubble is given a negative charge, then its radius will increase.

13. **(b)** decrease by 2 times

**Explanation:**  $\lambda \propto \frac{1}{\sqrt{V}}$

$$\therefore \frac{\lambda_2}{\lambda_1} = \sqrt{\frac{V_1}{V_2}} = \sqrt{\frac{25}{100}} = \frac{1}{2} \text{ or } \lambda_2 = \frac{\lambda_1}{2}$$

14. **(a)**  $3.33 \times 10^{-8} \text{ N/m}^2$

**Explanation:**  $3.33 \times 10^{-8} \text{ N/m}^2$

15. **(a)** 1 H

**Explanation:**  $N = 100$ ,  $I = 4\text{A}$ ,  $\phi = 4 \times 10^{-3} \text{ Wb}$

$$\phi N = LI$$

$$\therefore L = \frac{\phi N}{I}$$

$$= \frac{4 \times 10^{-3} \times 1000}{4} \text{ H} = 1 \text{ H}$$

16. **(a)** Both A and R are true and R is the correct explanation of A.

**Explanation:** Both A and R are true and R is the correct explanation of A.

17. **(a)** Both A and R are true and R is the correct explanation of A.

**Explanation:** The third pin is used for grounding purposes so that it leaves the user safe while handling the appliance by making the extra charge on it gets discharged.

18. **(a)** Both A and R are true and R is the correct explanation of A.

**Explanation:** Both A and R are true and R is the correct explanation of A.

### Section B



19. In terms of nuclear masses, the Q-value of the reaction is given by

$$Q = [m_N({}^7_3\text{Li}) + m_N({}^1_1\text{H}) - 2m_N({}^4_2\text{He})]c^2$$

In terms of atomic masses, we can write

$$Q = [\{m({}^7_3\text{Li}) - 3m_e\} + \{m({}^1_1\text{H}) - m_e\} - 2\{m({}^4_2\text{He}) - 2m_e\}]c^2$$

$$= [m({}^7_3\text{Li}) + m({}^1_1\text{H}) - 2m({}^4_2\text{He})] \times c^2$$

$$= [7.016 + 1.008 - 2 \times 4.004] \times 931 \text{ MeV}$$

$$= 0.016 \times 931 = 14.896 \text{ MeV}$$

$$\text{Energy of each } \alpha\text{-particle} = \frac{14.896}{2} = 7.448 \text{ MeV}$$

20. Given,

$$\text{Intensity of light} = 10^{-5} \text{ Wm}^{-2}$$

$$\text{Surface area of the sodium photocell, } A = 2 \text{ cm}^2$$

Top five layers of sodium absorb the incident energy. (given)

the work function for the metal  $\phi_0 = 2\text{eV}$

Therefore,

Number of atoms in 5 layers of sodium is,

$$= \frac{5 \times \text{area of each layer}}{\text{Effective area of atom}}$$

$$= \frac{5 \times 2 \times 10^{-4}}{10^{-20}} = 10^{17}$$

Assume that there is only one conduction electron per sodium atom.

∴ Number of electrons in 5 layers =  $10^{17}$

Energy received by an electron per sec is,

$$= \frac{\text{Power of incident light}}{\text{Number of electrons}}$$

$$\frac{10^{-5} \times 2 \times 10^{-4}}{10^{17}} = 2 \times 10^{-26} \text{ W}$$

thus the time required for photoemission is,

$$= \frac{2 \times 1.6 \times 10^{-19}}{2 \times 10^{-26}}$$

$$= 1.6 \times 10^7 \text{ s}$$

Thus, it is contrary to the observed fact that there is no time lag between the incidence of light and the emission of photoelectrons.

21. Resistivity of pure germanium,

$$\rho = \frac{1}{\sigma} = \frac{1}{en_i(\mu_e + \mu_h)}$$

$$\therefore n_i = \frac{1}{ep(\mu_e + \mu_h)} = \frac{1}{1.6 \times 10^{-19} \times 0.52(0.2 + 0.4)}$$

$$= 2 \times 10^{19} \text{ m}^{-3}$$

When  $10^{20}$  acceptor atoms are further added,

$$n_h - n_e = N_a - N_d = 10^{20} - 2 \times 10^{19} = 8 \times 10^{19} \text{ m}^{-3}$$

As  $n_h > n_e$ , so  $n_h = 8 \times 10^{19}$

$$\therefore \rho = \frac{1}{en_h\mu_h} = \frac{1}{1.6 \times 10^{-19} \times 8 \times 10^{19} \times 0.4}$$

$$= 0.195 \Omega \text{ m}$$

22. No. It may be possible that the magnetic field is present but the electron is moving parallel or anti-parallel to the magnetic field and magnetic force (

$F = qvB\sin\theta$ ,  $\theta = 0^\circ, 180^\circ$ ) is zero.

OR

$$\text{we know that, } |dB| = \frac{\mu_0 Idl\sin\theta}{4\pi r^2}$$

$$dl = \Delta x = 1 \text{ cm} = 10^{-2} \text{ m}, I = 10 \text{ A}, r = 0.5 \text{ m}, \mu_0/4\pi = 10^{-7} \frac{\text{Tm}}{\text{A}}$$



$$\theta = 90^\circ; \sin \theta = 1$$

$$|dB| = \frac{10^{-7} \times 10 \times 10^{-2}}{25 \times 10^{-2}} = 4 \times 10^{-8} \text{ T}$$

The direction of the field is in the +z-direction. This is so since,

$$dl \times r = \Delta x \hat{i} \times y \hat{j} = y \Delta x (\hat{i} \times \hat{j}) = y \Delta x \hat{k}$$

We remind you of the following cyclic property of cross-products,

$$\hat{i} \times \hat{j} = \hat{k}; \hat{j} \times \hat{k} = \hat{i}; \hat{k} \times \hat{i} = \hat{j}$$

Note that the field is small in magnitude.

23. Here  $V_D = 0.5 \text{ V}$ ,  $V = 1.5 \text{ V}$ ,  $I = 5 \text{ mA} = 5 \times 10^{-3}$ ,  $R = ?$

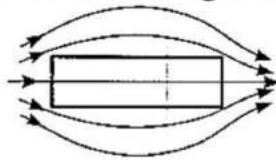
The voltage equation for the diode circuit is

$$IR + V_D = V$$

$$\text{or } 5 \times 10^{-3} \text{ A} \times R + 0.5 \text{ V} = 1.5 \text{ V}$$

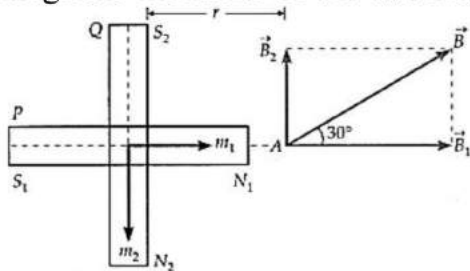
$$\text{or } R = 200 \Omega$$

24. As the susceptibility has a small negative value, so the given material is diamagnetic in nature. When a specimen of this material is placed in a uniform magnetic field, the lines of force get expelled from it as shown in figure.



OR

Let A be any point on the prolongation of the axis of magnet P. Let  $\vec{B}_1$  and  $\vec{B}_2$  be the fields of the magnets P and Q respectively at the point A. Let  $\vec{m}_1$  and  $\vec{m}_2$ , be the magnetic moments of the two magnets.



As point A lies on the axial line of P, therefore,

$$B_1 = \frac{\mu_0}{4\pi} \cdot \frac{2m_1}{r^3}$$

The point A lies on the broad-side-on position of Q, therefore,

$$B_2 = \frac{\mu_0}{4\pi} \cdot \frac{m_2}{r^3}$$

$$\therefore \frac{B_2}{B_1} = \frac{m_2}{2m_1}$$

But the resultant field  $B_1$  is inclined at  $30^\circ$  with  $B_1$ , so

$$\frac{B_2}{B_1} = \tan 30^\circ = \frac{1}{\sqrt{3}}$$

$$\text{Hence } \frac{1}{\sqrt{3}} = \frac{m_2}{2m_1} \text{ or } \frac{m_1}{m_2} = \frac{\sqrt{3}}{2}$$

$$25. \text{ Here, } \frac{\Delta\lambda}{\lambda} = \frac{0.032}{100} = 3.2 \times 10^{-4}$$

$$v = -\frac{\Delta\lambda}{\lambda} c = -3.2 \times 10^{-4} \times 3 \times 10^8$$

$$= -9.6 \times 10^4 \text{ ms}^{-1} = -96 \text{ km s}^{-1}$$

The negative sign indicates that the star is moving away from the earth.

### Section C

26. The relation  $\mu_l = -\left(\frac{e}{2m}\right)l$  is in accordance with result expected from classical physics.

It can be derived as follows: The magnetic moment vectors  $\mu_S$  and  $\mu_L$  associated with the intrinsic spin angular momentum  $\vec{S}$  and orbital angular momentum  $\vec{l}$  respectively,

Magnetic moment associated with the orbital motion of the electron is

$$\mu_l = \text{current} \times \text{area of the orbit}$$

$$= IA$$

$$= \frac{-e}{T} \cdot \pi r^2$$

and, the angular momentum of the orbiting electron is given by

$$l = mvr$$

$$= m \cdot \frac{2\pi r}{T} \cdot r$$

$$= \frac{2\pi mr^2}{T}$$

Here,  $r$  is the radius of the circular orbit which the electron of mass  $m$  and charge  $(-e)$

completes in time  $T$ .  $\frac{\mu_l}{l}$

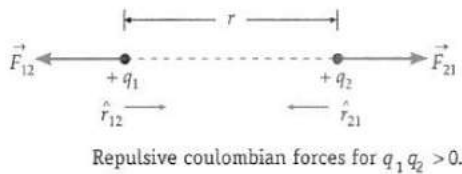
$$= \frac{-e\pi r^2}{2\pi mr^2} = \frac{-e}{2m}$$

As the charge of the electron is negative (-e) it is easily seen that magnetic moment,  $\mu_l$  and angular momentum,  $l$  are antiparallel, both normal to the plane of the orbit.

Therefore, is twice the classically expected value which is  $\mu_s/s = \frac{e}{m}$ .

This latter result (verified experimentally) is an outstanding consequence of the modern quantum theory.

27. **Coulomb's law in vector form:** As shown in fig., consider two positive point charges  $q_1$  and  $q_2$  placed in vacuum at distance  $r$  from each other. They repel each other.



In vector form, Coulomb's law may be expressed as  $\vec{F}_{21}$  = Force on charge  $q_2$  due to  $q_1$

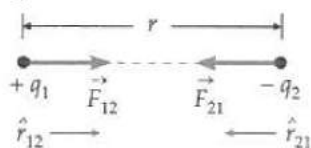
$$= \frac{1}{4\pi\epsilon_0} \cdot \frac{q_1 q_2}{r^2} \hat{r}_{12} \text{ where } \hat{r}_{12} = \frac{\vec{r}_{12}}{r}, \text{ is a unit vector in the direction from } q_1 \text{ to } q_2$$

Similarly,  $\vec{F}_{12}$  = Force on charge  $q_1$  due to  $q_2$

$$= \frac{1}{4\pi\epsilon_0} \cdot \frac{q_1 q_2}{r^2} \hat{r}_{21} \text{ where } \hat{r}_{21} = \frac{\vec{r}_{21}}{r}, \text{ is a unit vector in the direction from } q_2 \text{ to } q_1.$$



The coulombian forces between unlike charges ( $q_1 q_2 < 0$ ) are attractive, as shown in Fig.



Attractive coulombian forces for  $q_1 q_2 < 0$ .

**Importance of vector form.** The vector form of coulomb's law gives the following additional information :

- i. As  $\hat{r}_{21} = -\hat{r}_{12}$ , therefore  $\vec{F}_{21} = -\vec{F}_{12}$

This means that the two charges exert equal and opposite forces on each other. So Coulombian forces obey Newton's third law of motion.

- ii. As the Coulombian forces act along  $\vec{F}_{12}$  or  $\vec{F}_{21}$ , i.e., along the line joining the centres of two charges, so they are central forces.

28. i. Gauss law of electrostatics.

- ii. Faraday's law of electromagnetic induction.

- iii. Modified Ampere's law, the term on the right-hand side is Maxwell's displacement current.

OR

- a. Given, Radius  $R$  is = 12 cm = 0.12 m, separation between the plates is given by;

$$d = 5.0 \text{ mm} = 5 \times 10^{-3} \text{ m}$$

$$I = 0.15 \text{ A}$$

$$\epsilon_0 = 8.85 \times 10^{-12} \text{ C}^2 \text{ N}^{-1} \text{ m}^{-2}$$

$$\therefore \text{Area, } A = \pi R^2 = 3.14 \times (0.12)^2 \text{ m}^2$$

Capacitance of parallel plate capacitor is given by

$$C = \frac{\epsilon_0 A}{d}$$

$$= \frac{8.85 \times 10^{-12} \times (3.14) \times (0.12)^2}{5 \times 10^{-3}}$$

$$= 80.1 \times 10^{-12} = 80.1 \text{ pF}$$

Now,  $q = CV$

$$\text{or } \frac{dq}{dt} = C \times \frac{dV}{dt} \text{ or } I = C \times \frac{dV}{dt} \left[ \because I = \frac{dq}{dt} \right]$$

$$\text{or } \frac{dV}{dt} = \frac{I}{C} = \frac{0.15}{80.1 \times 10^{-12}}$$

$$= 1.87 \times 10^9 \text{ V s}^{-1}$$

- b. Displacement current is equal to the conduction current i.e. 0.15 A.

- c. Yes, Kirchoff's first rule is valid at each plate of the capacitor provided. We take the current to be the sum of the conduction and displacement currents.

29. The distance of nth bright fringe from the central bright fringe is

$$x_n = \frac{nD\lambda}{d} = n\beta$$

$$\therefore x_9 = 9\beta$$

The distance of nth dark fringe from the central bright fringe is

$$x'_n = (2n - 1) \frac{D\lambda}{2d} = (2n - 1) \frac{\beta}{2}$$

$$\therefore x'_2 = \frac{3}{2}\beta$$

$$\text{But } x_9 - x'_2 = 8.835 \text{ mm [Given]}$$

$$\text{or } 9\beta - \frac{3}{2}\beta = 8.835 \text{ mm or } \frac{15}{2}\beta = 8.835 \text{ mm}$$

$$\text{or } \beta = \frac{8.835 \times 2}{15} \text{ mm}$$

$$= 1.178 \text{ mm} = 1.178 \times 10^{-3} \text{ m}$$

$$\text{Hence } \lambda = \frac{\beta d}{D} = \frac{1.178 \times 10^{-3} \times 0.5 \times 10^{-3}}{1.0} \text{ m}$$

$$= 0.5890 \times 10^{-6} \text{ m} = 5890 \text{ \AA}$$

OR

The fringe width in the interference pattern is inversely proportional to the separation

between the coherent sources ( $\beta = \frac{D\lambda}{d}$ ). When the distance d between the coherent

source is large, the fringe width becomes very small. In such a case, the fringes may overlap and the interference pattern may not be observed.

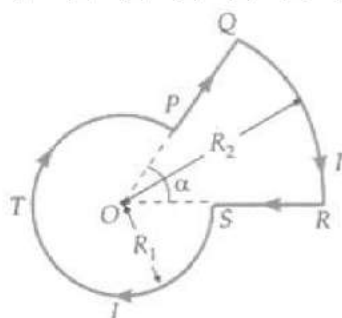
$$\text{Fringe width in air, } \beta = \frac{D\lambda}{d}$$

$$\text{Fringe width in liquid, } \beta' = \frac{D\lambda'}{d} = \frac{D\lambda}{d\mu}$$

$$\Rightarrow \beta' = \frac{\beta}{\mu}$$

$$\text{or } \beta' = \frac{2.0}{1.33} = 1.5 \text{ mm}$$

30. The magnetic field at O due to each of the straight parts PQ and RS is zero because  $\theta = 0^\circ$ , for each of them.



Magnetic field at the centre O due to circular segment QR of radius  $R_2$  is

$$B_1 = \frac{\mu_0}{4\pi} \cdot \frac{I}{R_2^2} l_2$$

Here,

$l_2$  = length of circular segment QR =  $\alpha R_2$

$$\therefore B_1 = \frac{\mu_0}{4\pi} \cdot \frac{I\alpha}{R_2}, \text{ directed normally downward}$$

Similarly, the magnetic field at O due to the circular segment STP is

$$B_2 = \frac{\mu_0 I (2\pi - \alpha)}{4\pi R_1}, \text{ directed normally downward}$$

Hence the resultant field at O is

$$B = B_1 + B_2 = \frac{\mu_0 I}{4\pi} \left( \frac{\alpha}{R_2} + \frac{2\pi - \alpha}{R_1} \right),$$

directed normally downward.

If  $\alpha = 90^\circ = \frac{\pi}{2}$ , then

$$\begin{aligned} B &= \frac{\mu_0 I}{4\pi} \left( \frac{\pi}{2R_2} + \frac{3\pi}{2R_1} \right) \\ &= \frac{\mu_0 I}{8} \left[ \frac{1}{R_2} + \frac{3}{R_1} \right] \end{aligned}$$

### Section D

31. We have, for a point charge,  $V = \frac{1}{4\pi\epsilon_0} \cdot \frac{q}{r}$

(i). At point (0, 0, z) :

Potential due to the charge (+q)

$$V_+ = \frac{1}{4\pi\epsilon_0} \cdot \frac{q}{(z-a)}$$

Potential due to the charge ( $\sim q$ )



$$V_- = \frac{1}{4\pi\epsilon_0} \cdot \frac{(-q)}{(z+a)}$$

Total Potential at (0, 0, z)  $V = V_+ + V_-$

$$= \frac{q}{4\pi\epsilon_0} \left[ \frac{-1}{z+a} + \frac{1}{z-a} \right]$$

$$= \frac{2qa}{4\pi\epsilon_0 (z^2 - a^2)}$$

At point (x, y, 0)

Potential due to the charge + q

$$V_+ = \frac{1}{4\pi\epsilon_0} \cdot \frac{q}{\sqrt{x^2 + y^2 + a^2}}$$

Potential due to the charge (- q)

$$V_- = \frac{1}{4\pi\epsilon_0} \cdot \frac{-q}{\sqrt{x^2 + y^2 + a^2}}$$

Total potential at (x, y, 0)

$$= \frac{q}{4\pi\epsilon_0} \left( \frac{1}{\sqrt{x^2 + y^2 + a^2}} - \frac{1}{\sqrt{x^2 + y^2 + a^2}} \right) = 0$$

Hence total potential due to them at the given point will be zero.

(ii). Work done =  $q[V_1 - V_2]$

$V_1 = 0$  and  $V_2 = 0$

$\therefore$  Work done = 0

Where  $V_1$  and  $V_2$  are the total potential due to dipole at point (5, 0, 0) and (-7, 0, 0)

(iii). There would be no change This is because the electrostatic field is a conservative field.

(Alternatively: The work done, in moving a test charge between two given points is independent of the path taken, it depends only on initial and final value.)

(iv). The two given charges make an electric dipole of dipole moment  $\vec{p} = q \cdot 2a$

P.E. in the position of unstable equilibrium ( $\theta = 180^\circ$ ) (where  $\vec{p}$  and  $\vec{E}$  are antiparallel to each other) =  $pE \cos 180^\circ$

$\cos 180^\circ = -1$

Thus potential energy is =  $+pE = 2aqE$

OR

a. During charging of the capacitor, work is done by the battery which is stored in the form of potential energy inside the capacitor.

Consider a capacitor which is to be charged by charge Q with the help of a battery.

Let at any instant charge on the capacitor is q and the potential difference between

the two plates of the capacitor is  $V$ .

We know that,

$$q = CV \Rightarrow V = q/C$$

Now small work done to charge the capacitor by small charge  $dq$ ,

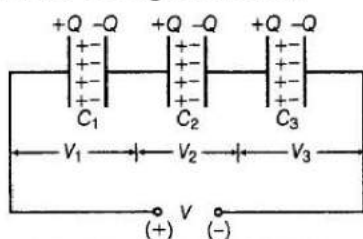
$$dW = Vdq = \frac{q}{C}dq$$

where,  $q$  = instantaneous charge,  $C$  = capacitance and  $V$  = voltage

$\therefore$  Total work done in storing charge from 0 to  $Q$ (total charge) is given by

$$\Rightarrow W = \int_0^Q \frac{q}{C} dq = \frac{Q^2}{2C}$$

- b. In a series combination of capacitors, the same charge lie on each capacitor for any value of capacitances.



Capacitors in series combination

Also, the net potential difference across the combination is equal to the algebraic sum of potential differences across each capacitor

i.e.  $V = V_1 + V_2 + V_3$  .....(i)

where  $V_1$ ,  $V_2$ ,  $V_3$  and  $V$  are the potential differences across  $C_1$ ,  $C_2$ ,  $C_3$  and equivalent capacitor, respectively.

$$\text{Again } q_1 = C_1 V_1 \Rightarrow V_1 = \frac{q_1}{C_1}$$

$$\text{Similarly, } V_2 = \frac{q}{C_2} \text{ and } V_3 = \frac{q}{C_3}$$

$\therefore$  Total potential difference [From Eq.(i)]

$$\Rightarrow V = \frac{q}{C_1} + \frac{q}{C_2} + \frac{q}{C_3}$$

$$\Rightarrow \frac{V}{q} = \frac{1}{C_1} + \frac{1}{C_2} + \frac{1}{C_3}$$

$$\Rightarrow \frac{1}{C} = \frac{1}{C_1} + \frac{1}{C_2} + \frac{1}{C_3} \left[ \frac{V}{q} = \frac{1}{C}, \text{ where } C \text{ is equivalent capacitance} \right]$$

32. Suppose  $m$  be the mass of an electron and  $v$  be its speed in  $n$ th orbit of radius  $r$ . The centripetal force for revolution is produced by electrostatic attraction between electron and nucleus.

$$\frac{mv^2}{r} = \frac{1}{4\pi\epsilon_0} \frac{(Ze)(e)}{r^2}$$

$$\text{or, } mv^2 = \frac{1}{4\pi\epsilon_0} \frac{Ze^2}{r} \dots\dots(i)$$

$$\text{So, Kinetic energy [K]} = \frac{1}{2}mv^2$$

$$K = \frac{1}{4\pi\epsilon_0} \frac{Ze^2}{2r}$$

$$\text{Potential energy} = \frac{1}{4\pi\epsilon_0} \frac{(Ze)(-e)}{r} = -\frac{1}{4\pi\epsilon_0} \frac{Ze^2}{r}$$

Total energy,

$$E = KE + PE = \frac{1}{4\pi\epsilon_0} \frac{Ze^2}{2r} + \left( -\frac{1}{4\pi\epsilon_0} \frac{Ze^2}{r} \right)$$

$$E = -\frac{1}{4\pi\epsilon_0} \frac{Ze^2}{2r}$$

$$\text{So, } E_n = -\frac{1}{4\pi\epsilon_0} \frac{Ze^2}{2r_n} \dots\dots(ii)$$

Again from Bohr's postulate for quantization of angular momentum,

$$\text{velocity, } v = \frac{nh}{2\pi mr}$$

Substituting this value of v in equation (i), we get

$$m\left(\frac{nh}{2\pi mr}\right)^2 = \frac{1}{4\pi\epsilon_0} \frac{Ze^2}{r}$$

$$\text{or, } r = \frac{\epsilon_0 h^2 n^2}{\pi m Ze^2} \text{ or } r_n = \frac{\epsilon_0 h^2 n^2}{\pi m Ze^2} \dots\dots(iii)$$

Substituting this value of  $r_n$  in equation (ii), we get

$$E_n = -\frac{1}{4\pi\epsilon_0} \frac{Ze^2}{2\left(\frac{\epsilon_0 h^2 n^2}{\pi m Ze^2}\right)} = -\frac{mZ^2 e^4}{8\epsilon_0^2 h^2 n^2}$$

$$\text{or, } E_n = -\frac{Z^2 R h c}{n^2}, \text{ where } R = \frac{m e^4}{8\epsilon_0^2 c h^3}$$

where R is called Rydberg constant.

For hydrogen atom,  $Z = 1$ , so



$$E_n = \frac{-Rch}{n^2}$$

If  $n_i$  and  $n_f$  are the quantum numbers of initial and final states and  $E_i$  &  $E_f$  are energies of electron in H-atom in an initial and final state, we have

$$E_i = \frac{-Rhc}{n_i^2} \text{ and } E_f = \frac{-Rhc}{n_f^2}$$

If  $\nu$  is the frequency of emitted radiation, we get

$$\nu = \frac{E_i - E_f}{h}$$

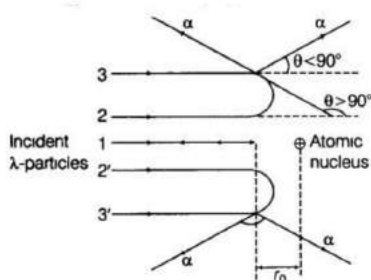
$$\nu = \frac{-Rch}{n_i^2} - \left( \frac{-Rch}{n_f^2} \right) = Rch \left[ \frac{1}{n_f^2} - \frac{1}{n_i^2} \right] = \frac{me^4}{8\epsilon_0^2 h^2} \left[ \frac{1}{n_f^2} - \frac{1}{n_i^2} \right]$$

This is the required expression.

If electron jumps from  $n_i = 4$  to  $n_f = 3, 2, 1$ , radiation belongs to Paschen, Balmer and Lyman series.

OR

Trajectory of an  $\alpha$ -particles in the Coulomb field of the target nucleus is given below as



From this experiment, the following is observed.

- Most of the  $\alpha$ -particles pass straight through the gold foil. It means that they do not suffer any collision with gold atoms.
- About one  $\alpha$ -particle in every 8000  $\alpha$ -particles deflects by more than  $90^\circ$ . As most of the  $\alpha$ -particles go undeflected and only a few get deflected, this shows that most of the space in an atom is empty and at the centre of the atom, there is a heavy mass, which is most commonly known as nucleus. Thus, with the help of these observations regarding the deflection of  $\alpha$ -particles, the size of the nucleus was predicted.

If  $m$  is the average mass of the nucleon and  $R$  is the nuclear radius, then mass of nucleus =  $mA$ , where  $A$  is the mass number of the element.

The volume of the nucleus,  $V = \frac{4}{3}\pi R^3$

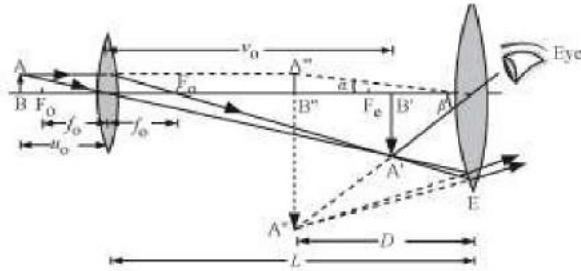
$$\Rightarrow V = \frac{4}{3}\pi (R_0 A^{1/3})^3 \Rightarrow V = \frac{4}{3}\pi R_0^3 A$$

Density of nuclear matter

$$\rho = \frac{mA}{V} \Rightarrow \rho = \frac{mA}{\frac{4}{3}\pi R_0^3 \cdot A} \Rightarrow \rho = \frac{3m}{4\pi R_0^3}$$

This shows that the nuclear density is independent of mass number A.

33. a.



where AB = object, A'B' = image formed by objective, A''B'' = image formed by eyepiece

L is the separation between the eyepiece and the objective,

$f_o$  is the focal length of the objective,

$f_e$  is the focal length of the eyepiece,

D is the least distance for clear vision

b. For the least distance of clear vision, the total magnification is given by:

$$m = -\frac{L}{f_o} \left( 1 + \frac{D}{f_e} \right) = m_o \cdot m_e \dots (i)$$

Also, the given magnification for the eyepiece:

$$m_e = 5 = \left( 1 + \frac{D}{f_e} \right)$$

$$\Rightarrow 5 = 1 + \frac{20}{f_e}$$

$$\Rightarrow f_e = 5 \text{ cm}$$

Substituting the value of m and  $m_e$  in equation (i), we get:

$$m = m_o \cdot m_e$$

$$\Rightarrow m_o = \frac{m}{m_e} = \frac{20}{5} = 4$$

Now, we have:

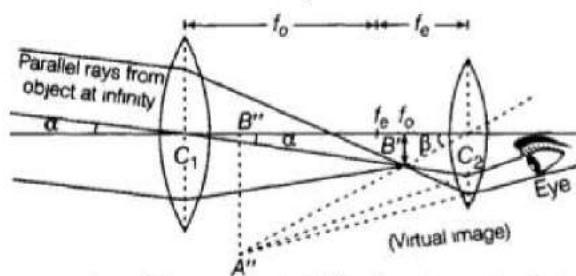
$$m_o = \frac{L}{|f_o|}$$

$$\Rightarrow f_o = \frac{14}{4} = 3.5 \text{ cm}$$

OR

i. In astronomical telescope for normal adjustment, final image is formed at infinity and it is virtual.

The labelled ray diagram to obtain one of the real image formed by the astronomical telescope is shown below:



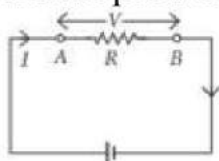
Magnifying power is defined as the ratio of the angle subtended at the eye by the focal image as seen through the telescope to the angle subtended at the eye by the object seen directly, when both the image and the object lies at infinity.

- ii. a. We know the objective lens of a telescope should have larger focal length and eyepiece lens should have smaller focal length. And focal length is inverse of power, so lens of power ( $P = 1/f$ ).  
Thus, 10D can be used as eyepiece and lens of power 0.5 D can be used as objective lens.
- b. The objective lens of a telescope should have larger aperture, in order to form bright image of distant objects, so that it can gather sufficient light rays from the distant objects.

### Section E

#### 34. Read the text carefully and answer the questions:

Whenever an electric current is passed through a conductor, it becomes hot after some time. The phenomenon of the production of heat in a resistor by the flow of an electric current through it is called heating effect of current or Joule heating. Thus, the electrical energy supplied by the source of emf is converted into heat. In purely resistive circuit, the energy expended by the source entirely appears as heat. But if the circuit has an active element like a motor, then a part of the energy supplied by the source goes to do useful work and the rest appears as heat. Joule's law of heating form the basis of various electrical appliances such as electric bulb, electric furnace, electric press etc.



- (i) (b) Heat produced in a conductor varies directly as the square of the current flowing.

**Explanation:** According to Joule's law of heating.

Heat produced in a conductor,  $H = I^2 R t$

where,  $I$  = Current flowing through the conductor

$R$  = Resistance of the conductor

$t$  = Time for which current flows through the conductor.

$$\therefore H \propto I^2$$

- (ii) (d) Doubled

**Explanation:** If the coil is cut into half, its resistance is also halved.



$$\text{As } H = \frac{V^2}{R} t$$

$$\therefore H' = 2$$

(iii)(d) 25 W

**Explanation:**  $P = \frac{V^2}{R}$  or  $R = \frac{V^2}{P}$

The bulbs are joined in series. Current in both the bulbs will same.

$$\therefore \text{The heat produced in them is given by } H = I^2 R t$$

$$\text{or } H \propto R \Rightarrow H \propto \frac{1}{P}$$

Therefore the bulb with low wattage or high resistance will glow brighter or we can say the 25 W bulb will glow brighter than the 100 W bulb.

OR

(d) 30 kJ

**Explanation:**  $R = 100 \, \Omega$ ;  $I = 1 \text{ A}$ ;  $t = 5 \text{ min} = 5 \times 60 = 300 \text{ s}$

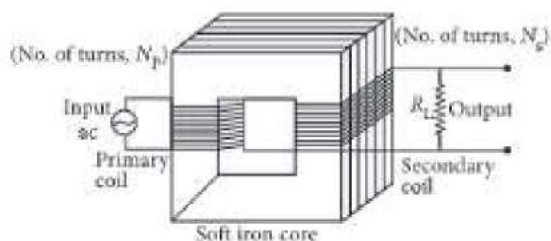
change in internal energy = heat generated in coil

$$= I^2 R t = (1)^2 \times 100 \times 300 \text{ J}$$

$$= 30000 \text{ J} = 30 \text{ kJ}$$

### 35. Read the text carefully and answer the questions:

A transformer is an electrical device which is used for changing the a.c. voltages. It is based on the phenomenon of mutual induction i.e. whenever the amount of magnetic flux linked with a coil changes, an e.m.f. is induced in the neighbouring coil. For an ideal transformer, the resistances of the primary and secondary windings are negligible.



It can be shown that  $\frac{E_s}{E_p} = \frac{I_p}{I_s} = \frac{n_s}{n_p} = k$

where the symbols have their standard meanings.

For a step-up transformer,  $n_s > n_p$ ;  $E_s > E_p$ ;  $k > 1$ ;  $\therefore I_s < I_p$

For a step down transformer,  $n_s < n_p$ ;  $E_s < E_p$ ;  $k < 1$

The above relations are on the assumption that efficiency of transformer is 100%.

In fact, efficiency  $\eta = \frac{\text{output power}}{\text{input power}} = \frac{E_s I_s}{E_p I_p}$

(i) For a transformer,  $\frac{V_s}{V_p} = \frac{N_s}{N_p}$

Where N denotes the number of turns and V = voltage.

$$\therefore \frac{V_s}{220} = \frac{10}{20}$$

$$\therefore V_s = 110 \text{ ac V}$$

(ii) In a transformer, the primary and secondary currents are related by

$$I_s = \left( \frac{N_p}{N_s} \right) I_p$$

and the voltage are related by

$$V_s = \left( \frac{N_s}{N_p} \right) V_p$$

where subscripts p and s refer to the primary and secondary of the transformer.

$$\text{Here, } V_p = V \cdot \frac{N_p}{N_s} = 4 \therefore I_s = 4I_p$$

$$\text{and } V_s = \left( \frac{1}{4} \right) V = \frac{V}{4}$$

(iii)

$$\text{The efficiency of the transformer is } \eta = \frac{\text{Output power } (P_{\text{out}})}{\text{Input power } (P_{\text{in}})} \times 100$$

$$\text{Here, } P_{\text{out}} = 100 \text{ W, } P_{\text{in}} = (220 \text{ V})(0.5 \text{ A}) = 110 \text{ W}$$

$$\therefore \eta = \frac{100 \text{ W}}{110 \text{ W}} \times 100 = 90\%$$

OR

In an ideal transformer, there is no power loss. The efficiency of an ideal transformer is  $\eta = 1$  (i.e 100 %) i.e. input power = output power.