

# UNIT 11

## WAVES

*We are slowed down sound and light waves, a walking bundle of frequencies tuned into the cosmos. We are souls dressed up in sacred biochemical garments and our bodies are the instruments through which our souls play their music – Albert Einstein*

### LEARNING OBJECTIVES

In this unit, the student is exposed to

- waves and their types (transverse and longitudinal)
- basic terms like wavelength, frequency, time period and amplitude of a wave
- velocity of transverse waves and longitudinal waves
- velocity of sound waves
- reflection of sound waves from plane and curved surfaces and its applications
- progressive waves and their graphical representation
- superposition principle, interference of waves, beats and standing waves
- characteristics of stationary waves, sonometer
- fundamental frequency, harmonics and overtones
- intensity and loudness
- vibration of air column – closed organ pipe, open organ pipe and resonance air column
- Doppler effect and its applications



### 11.1


#### INTRODUCTION

In the previous chapter, we have discussed the oscillation of a particle. Consider a medium which consists of a collection of particles. If the disturbance is created at one end, it



**Figure 11.1** Standing waves in a violin

propagates and reaches the other end. That is, the disturbance produced at the first mass point is transmitted to the next neighbouring mass point, and so on. Notice that here, only the disturbance is transmitted, not the mass points. Similarly, the speech we deliver is due to the vibration of our vocal chord inside the throat. This leads to the vibration of the surrounding air molecules and hence, the effect of speech (information) is transmitted from one point in space to another point in space without the medium carrying the particles. Thus, *the disturbance which carries energy and momentum from one point in space to another point in space without the transfer of the medium is known as a wave.*



**Figure 11.2** Waves formed in (a) ocean, (b) standing waves in plucking rubber band and (c) ripples formed on water surface

Standing near a beach, one can observe waves in the ocean reaching the seashore with a similar wave pattern; hence they are called ocean waves. A rubber band when plucked vibrates like a wave which is an example of a standing wave. These are shown in Figure 11.2. Other examples of waves are light waves (electromagnetic waves), through which we see and enjoy the beauty of nature and sound waves using which we hear and enjoy pleasant melodious songs. Day to day applications of waves are numerous, such as mobile phone communication, laser surgery, etc.

### 11.1.1 Ripples and wave formation on the water surface



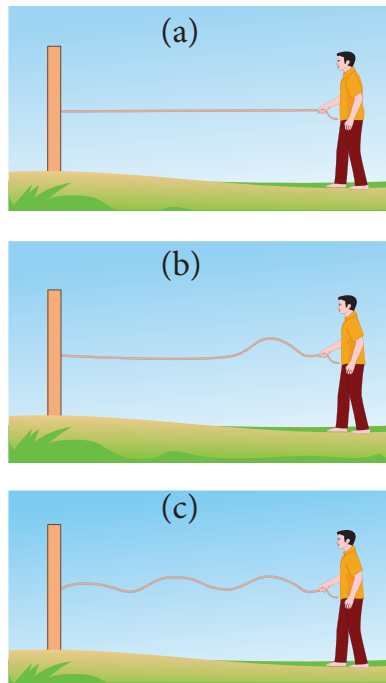
**Figure 11.3** Ripples formed on the surface of water

Suppose we drop a stone in a trough of still water, we can see a disturbance produced at the place where the stone strikes the water

surface as shown in Figure 11.3. We find that this disturbance spreads out (diverges out) in the form of concentric circles of ever increasing radii (ripples) and strike the boundary of the trough. This is because some of the kinetic energy of the stone is transmitted to the water molecules on the surface. Actually the particles of the water (medium) themselves do not move outward with the disturbance. This can be observed by keeping a paper strip on the water surface. The strip moves up and down when the disturbance (wave) passes on the water surface. This shows that the water molecules only undergo vibratory motion about their mean positions.

### 11.1.2 Formation of waves on stretched string

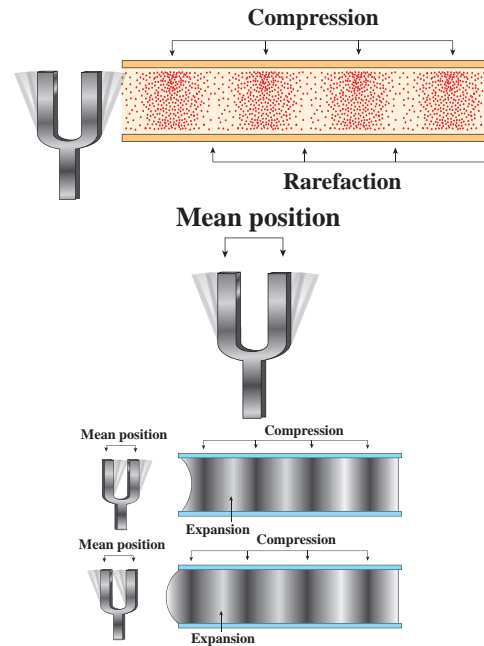
Let us take a long string and tie one end of the string to the wall as shown in Figure 11.4 (a). If we give a quick jerk, a bump (like pulse) is produced in the string as shown in Figure 11.4 (b). Such a disturbance is sudden and it lasts for a short duration, hence it is known as a wave pulse. If jerks are given continuously then the waves produced are standing waves. Similar waves are produced by a plucked string in a guitar.



**Figure 11.4:** Wave pulse created during jerk produced on one end of the string

### 11.1.3 Formation of waves in a tuning fork

When we strike a tuning fork on a rubber pad, the prongs of the tuning fork vibrate about their mean positions. The prong vibrating about a mean position means moving outward and inward, as indicated in the Figure 11.5. When a prong moves outward, it pushes the layer of air in its neighbourhood which means there is more accumulation of air molecules in this region. Hence, the density and also the pressure increase. These regions are known as compressed regions or compressions. This compressed air layer moves forward and compresses the next neighbouring layer in a similar manner. Thus a wave of compression advances or passes through air. When the prong moves inwards, the particles of the medium are moved to the right. In this region both density and pressure are low. It is known as a rarefaction or elongation.



**Figure 11.5** Waves due to strike of a tuning fork on a rubber pad

### 11.1.4 Characteristics of wave motion

- For the propagation of the waves, the medium must possess both inertia and elasticity, which decide the velocity of the wave in that medium.
- In a given medium, the velocity of a wave is a constant whereas the constituent particles in that medium move with different velocities at different positions. Velocity is maximum at their mean position and zero at extreme positions.
- Waves undergo reflections, refraction, interference, diffraction and polarization.

#### Point to ponder

The medium possesses both inertia and elasticity for propagation of waves.

Light is an electromagnetic wave. what is the medium for its transmission?

### 11.1.5 Mechanical wave motion and its types

Wave motion can be classified into two types

- Mechanical wave** – Waves which require a medium for propagation are known as mechanical waves.

**Examples:** sound waves, ripples formed on the surface of water, etc.

- Non mechanical wave** – Waves which do not require any medium for propagation are known as non-mechanical waves.

**Example:** light waves, Infra red rays etc.

Further, waves can also be classified into two types

- Transverse waves
- Longitudinal waves

### 11.1.6 Transverse wave motion

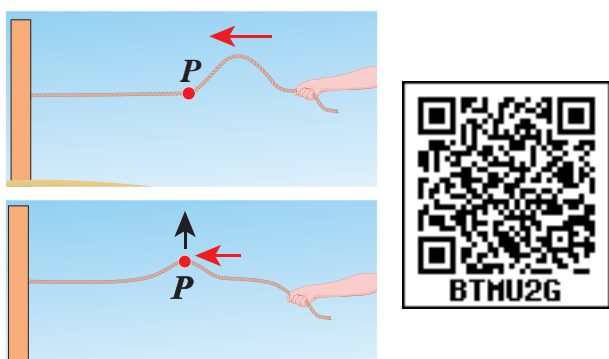


Figure 11.6 Transverse wave

In transverse wave motion, the constituents of the medium oscillate or vibrate about their mean positions in a direction perpendicular to the direction of propagation (direction of energy transfer) of waves as shown in Figure 11.6.

**Example:** light (electromagnetic waves)

### 11.1.7 Longitudinal wave motion

In longitudinal wave motion, the constituents of the medium oscillate or vibrate about their mean positions in a direction parallel to the direction of propagation (direction of energy transfer) of waves as shown in Figure 11.7.

**Example:** Sound waves travelling in air.

#### Discuss with your Teacher

- Tsunami (pronounced soo-nah-mee in Japanese) means Harbour waves.
- Tsunami is a series of huge and giant waves which come with great speed and huge force. What happened on 26<sup>th</sup> December 2004 in southern part of India? - Discuss
- Gravitational waves and LIGO (Laser Interferometer Gravitational wave Observatory) experiment.
- Nobel Prize winners in Physics 2017 are Prof. Rainer Weiss, Prof. Barry C. Barish and Prof. Kip S. Thorne for decisive contributions to the LIGO detector and observation of gravitational forces.

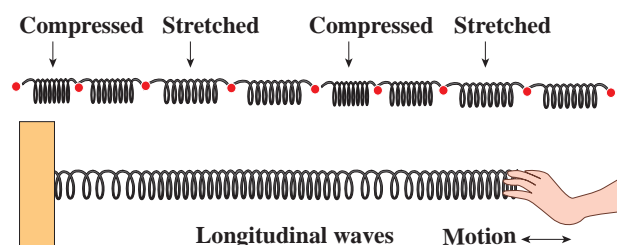


Figure 11.7 Longitudinal waves

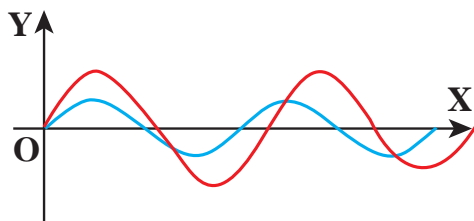


**Table 11.1:** Comparison of transverse and longitudinal waves

S.No.	Transverse waves	Longitudinal waves
1.	The direction of vibration of particles of the medium is perpendicular to the direction of propagation of waves.	The direction of vibration of particles of the medium is parallel to the direction of propagation of waves.
2.	The disturbances are in the form of crests and troughs.	The disturbances are in the form of compressions and rarefactions.
3.	Transverse waves are possible in elastic medium.	Longitudinal waves are possible in all types of media (solid, liquid and gas).

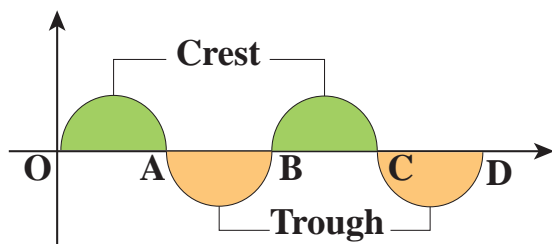
**NOTE:**

1. Absence of medium is also known as vacuum. Only electromagnetic waves can travel through vacuum.
2. Rayleigh waves are considered to be mixture of transverse and longitudinal.

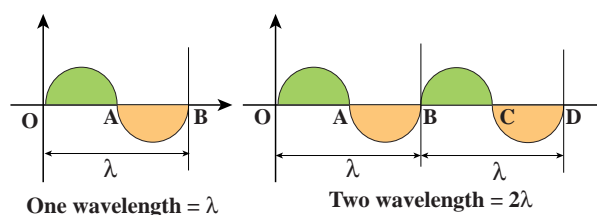
**11.2****TERMS AND DEFINITIONS USED IN WAVE MOTION****Figure 11.8** Two different sinusoidal waves

Suppose we have two waves as shown in Figure 11.8. Are these two waves identical? No. Though, the two waves are both sinusoidal, there are many difference between them. Therefore, we have to define some basic terminologies to distinguish one wave from another.

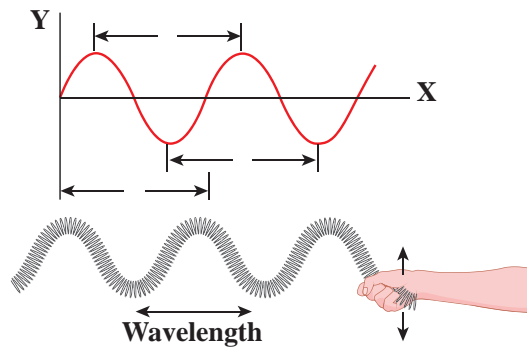
Consider a wave produced in a stretched string as shown in Figure 11.9.

**Figure 11.9** Crest and Trough of a wave

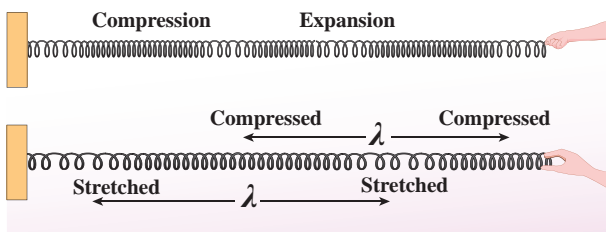
If we are interested in counting the number of waves created, let us put a reference level (mean position) as shown in Figure 11.9. Here the mean position is the horizontal line shown. The highest point in the shaded portion is called *crest*. With respect to the reference level, the lowest point on the un-shaded portion is called *trough*. This wave contains repetition of a section O to B and hence we define the length of the smallest section without repetition as one *wavelength* as shown in Figure 11.10. In Figure 11.10 the length OB or length BD is one wavelength. A Greek letter lambda  $\lambda$  is used to denote one wavelength.

**Figure 11.10** Defining wavelength

For transverse waves (as shown in Figure 11.11), the distance between two neighbouring crests or troughs is known as the *wavelength*. For longitudinal waves, (as shown in Figure 11.12) the distance between two neighbouring compressions or rarefactions is known as the wavelength. The SI unit of wavelength is *meter*.



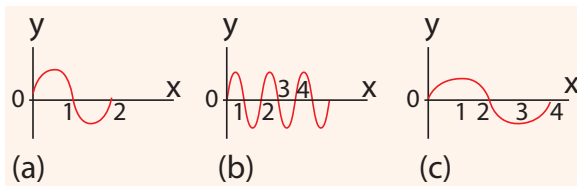
**Figure 11.11** Wavelength for transverse waves



**Figure 11.12** Wavelength for longitudinal waves

### EXAMPLE 11.1

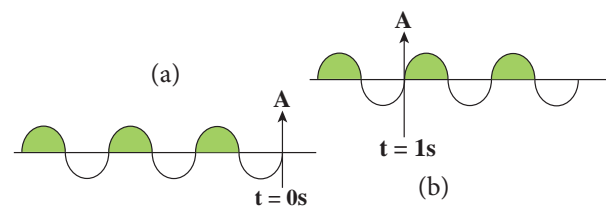
Which of the following has longer wavelength?



**Answer** is (c)

In order to understand frequency and time period, let us consider waves (made of three wavelengths) as shown in Figure 11.13 (a). At time  $t = 0$  s, the wave reaches the point A from left. After time  $t = 1$  s (shown in figure 11.13(b)), the number of waves which have crossed the point A is two. Therefore, the frequency is defined as the number of waves crossing a point per second. It is measured in *hertz* whose symbol is *Hz*. In this example,

$$f = 2 \text{ Hz} \quad (11.1)$$



**Figure 11.13** A wave consisting of three wavelengths passing a point A at time (a)  $t = 0$  s and (b) after time  $t = 1$  s

If two waves take one second (time) to cross the point A then the time taken by one wave to cross the point A is half a second. This defines the time period  $T$  as

$$T = \frac{1}{2} = 0.5 \text{ s} \quad (11.2)$$

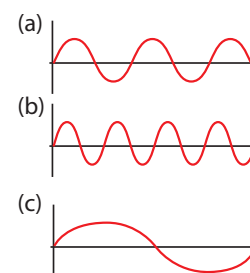
From equation (11.1) and equation (11.2), *frequency and time period are inversely related* i.e.,

$$T = \frac{1}{f} \quad (11.3)$$

*Time period* is defined as *the time taken by one wave to cross a point*.

### EXAMPLE 11.2

Three waves are shown in the figure below.



Write down

- (a) the frequency in ascending order
- (b) the wavelength in ascending order

### Solution

- (a)  $f_c < f_a < f_b$
- (b)  $\lambda_b < \lambda_a < \lambda_c$



From the example 11.2, we observe that the frequency is inversely related to the wavelength,  $f \propto \frac{1}{\lambda}$ .

Then,  $f\lambda$  is equal to what?

$$[(i.e) f\lambda = ?]$$

A simple dimensional argument will help us to determine this unknown physical quantity.

Dimension of wavelength is,  $[\lambda] = L$

Frequency  $f = \frac{1}{\text{Time period}}$ , which implies that the dimension of frequency is,

$$[f] = \frac{1}{[T]} = T^{-1}$$

$$\Rightarrow [\lambda f] = [\lambda][f] = LT^{-1} = [\text{velocity}]$$

Therefore,

$$\text{Velocity, } \lambda f = v \quad (11.4)$$

where  $v$  is known as the *wave velocity* or *phase velocity*. This is the velocity with which the wave propagates. *Wave velocity* is the distance travelled by a wave in one second.

#### Note:

1. The number of cycles (or revolutions) per unit time is called *angular frequency*.  
Angular frequency,  $\omega = \frac{2\pi}{T} = 2\pi f$  (unit is radians/second)
2. The number of cycles per unit distance or number of waves per unit distance is called *wave number*.

wave number,  $k = \frac{2\pi}{\lambda}$  (unit is radians/meter)

The velocity  $v$ , angular frequency  $\omega$  and wave number  $k$  are related as:

$$\text{velocity, } v = \lambda f = \frac{\lambda}{2\pi} (2\pi f) = \frac{(2\pi f)}{2\pi/\lambda} = f\lambda$$

### EXAMPLE 11.3

The average range of frequencies at which human beings can hear sound waves varies from 20 Hz to 20 kHz. Calculate the wavelength of the sound wave in these limits. (Assume the speed of sound to be  $340 \text{ m s}^{-1}$ ).

#### Solution


$$\lambda_1 = \frac{v}{f_1} = \frac{340}{20} = 17 \text{ m}$$

$$\lambda_2 = \frac{v}{f_2} = \frac{340}{20 \times 10^3} = 0.017 \text{ m}$$

Therefore, the audible wavelength region is from 0.017 m to 17 m when the velocity of sound in that region is  $340 \text{ m s}^{-1}$ .

### EXAMPLE 11.4

A man saw a toy duck on a wave in an ocean. He noticed that the duck moved up and down 15 times per minute. He roughly measured the wavelength of the ocean wave as 1.2 m. Calculate the time taken by the toy duck for going one time up and down and also the velocity of the ocean wave.



#### Solution

Given that the number of times the toy duck moves up and down is 15 times per minute. This information gives us frequency (the number of times the toy duck moves up and down)

$$f = \frac{15 \text{ times toy duck moves up and down}}{\text{one minute}}$$

But one minute is 60 second, therefore, expressing time in terms of second

$$f = \frac{15}{60} = \frac{1}{4} = 0.25 \text{ Hz}$$

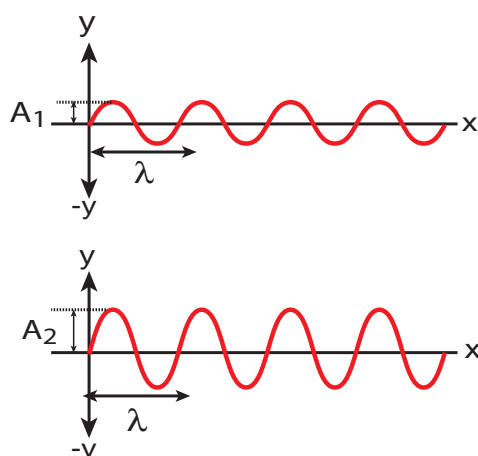
The time taken by the toy duck for going one time up and down is time period which is inverse of frequency

$$T = \frac{1}{f} = \frac{1}{0.25} = 4 \text{ s}$$

The velocity of ocean wave is

$$v = \lambda f = 1.2 \times 0.25 = 0.3 \text{ m s}^{-1}.$$

### Amplitude of a wave:



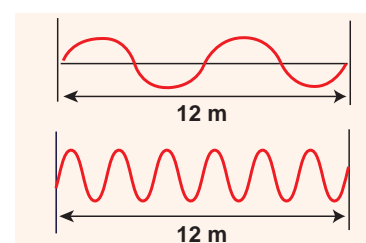
**Figure 11.14** Waves of different amplitude

The waves shown in the Figure 11.14 have same wavelength, same frequency and same time period and also move with same velocity. The only difference between two waves is the height of either crest or trough. This means, the height of the crest or trough also signifies a wave character. So we define a quantity called an amplitude of the wave, as the maximum displacement of the medium with respect to a reference

axis (for example in this case x-axis). Here, it is denoted by A.

### EXAMPLE 11.5

Consider a string whose one end is attached to a wall. Then compute the following in both situations given in figure (assume waves crosses the distance in one second)



- (a) Wavelength, (b) Frequency and (c) Velocity

### Solution

	First case	Second case
(a) Wavelength	$\lambda = 6 \text{ m}$	$\lambda = 2 \text{ m}$
(b) Frequency	$f = 2 \text{ Hz}$	$f = 6 \text{ Hz}$
(c) Velocity	$v = 6 \times 2 = 12 \text{ m s}^{-1}$	$v = 2 \times 6 = 12 \text{ m s}^{-1}$

This means that the speed of the wave along a string is a constant. Higher the frequency, shorter the wavelength and vice versa, and their product is velocity which remains the same.

### 11.3

### VELOCITY OF WAVES IN DIFFERENT MEDIA

Suppose a hammer is struck on long rails at a distance and when a person keeps his ear near the rails at the other end he/she will hear two sounds, at different instants. The sound that is heard through the rails (solid medium)



is faster than the sound we hear through the air (gaseous medium). This implies the velocity of sound is different in different media.

In this section, we shall derive the velocity of waves in two different cases:

1. The velocity of a transverse waves along a stretched string.
2. The velocity of a longitudinal waves in an elastic medium.

### 11.3.1 Velocity of transverse waves in a stretched string

Let us compute the velocity of transverse travelling waves on a string. When a jerk is given at one end (left end) of the rope, the wave pulses move towards right end with a velocity  $v$  with respect to an observer who is at rest frame.

Consider an elemental segment in the string as shown in the Figure 11.15. Let A and B be two points on the string at an instant of time. Let  $dl$  and  $dm$  be the length and mass of the elemental string, respectively. By definition, linear mass density,  $\mu$  is

$$\mu = \frac{dm}{dl} \quad (11.5)$$

$$dm = \mu dl \quad (11.6)$$

The elemental string AB has a curvature which looks like an arc of a circle with centre at O, radius R and the arc subtending an angle  $\theta$  at the origin O as shown in Figure 11.15(b). The angle  $\theta$  can be written in terms of arc

length and radius as  $\theta = \frac{dl}{R}$ . The centripetal

acceleration supplied by the tension in the string is

$$a_{cp} = \frac{v^2}{R} \quad (11.7)$$

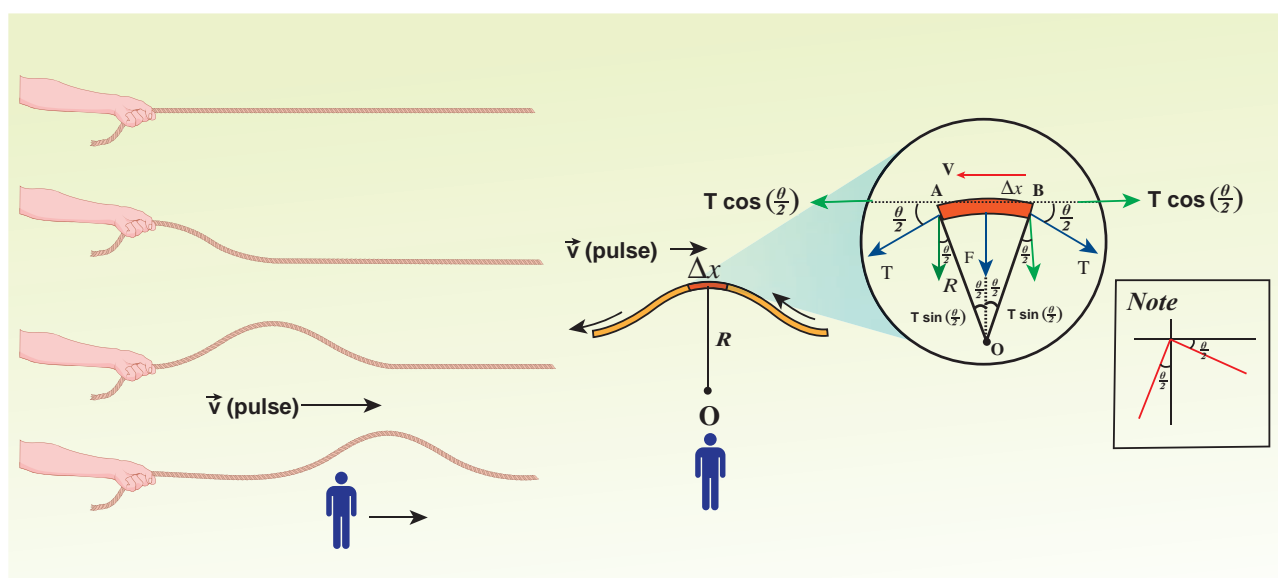
Then, centripetal force is

$$F_{cp} = \frac{(dm)v^2}{R} \quad (11.8)$$

From eqn 11.6,

$$\frac{(dm)v^2}{R} = \frac{\mu v^2 dl}{R} \quad (11.9)$$

The tension  $T$  acts along the tangent of the elemental segment of the string at A and B. Since the arc length is very small, variation



**Figure 11.15** Elemental segment in a stretched string is zoomed and the pulse seen from an observer frame who moves with velocity  $v$ .

in the tension force can be ignored. We can resolve  $T$  into horizontal component  $T \cos\left(\frac{\theta}{2}\right)$  and vertical component  $T \sin\left(\frac{\theta}{2}\right)$ . The horizontal components at A and B are equal in magnitude but opposite in direction; therefore, they cancel each other. Since the elemental arc length AB is taken to be very small, the vertical components at A and B appear to act vertically towards the centre of the arc and hence, they add up. The net radial force  $F_r$  is

$$F_r = 2T \sin\left(\frac{\theta}{2}\right) \quad (11.10)$$

Since the amplitude of the wave is very small when it is compared with the length of the string,  $\sin\left(\frac{\theta}{2}\right) \approx \frac{\theta}{2}$ . Hence,

$$F_r = 2T \times \frac{\theta}{2} = T\theta \quad (11.11)$$

But  $\theta = \frac{dl}{R}$ , we get

$$F_r = T \frac{dl}{R} \quad (11.12)$$

Applying Newton's second law to the elemental string in the radial direction, under equilibrium, the radial component of the force is equal to the centripetal force. Hence equating equation (11.9) and equation (11.12), we have

$$T \frac{dl}{R} = \mu v^2 \frac{dl}{R}$$

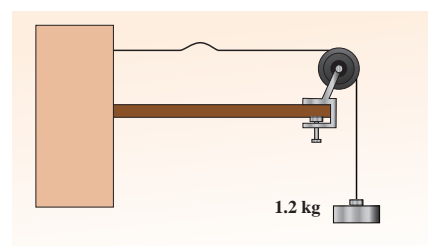
$$v = \sqrt{\frac{T}{\mu}} \quad (11.13)$$

#### Observations:

- The velocity of the string is
  - a. directly proportional to the square root of the tension force
  - b. inversely proportional to the square root of linear mass density
  - c. independent of shape of the waves.

### EXAMPLE 11.6

Calculate the velocity of the travelling pulse as shown in the figure below. The linear mass density of pulse is  $0.25 \text{ kg m}^{-1}$ . Further, compute the time taken by the travelling pulse to cover a distance of 30 cm on the string.



#### Solution

The tension in the string is  $T = mg = 1.2 \times 9.8 = 11.76 \text{ N}$

The mass per unit length is  $\mu = 0.25 \text{ kg m}^{-1}$   
Therefore, velocity of the wave pulse is

$$v = \sqrt{\frac{T}{\mu}} = \sqrt{\frac{11.76}{0.25}} = 6.858 \text{ m s}^{-1} = 6.8 \text{ m s}^{-1}$$

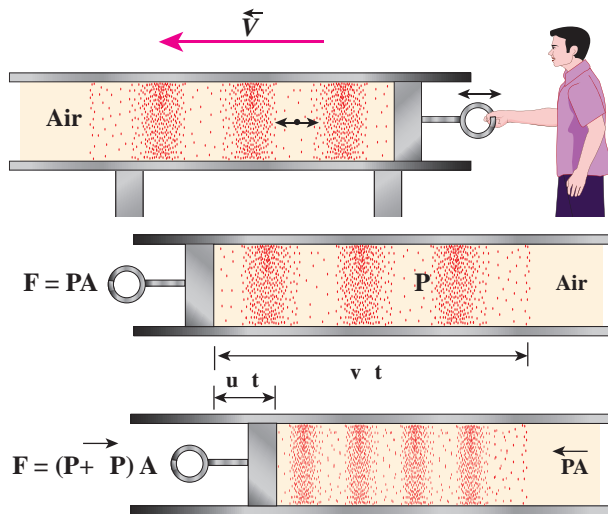
The time taken by the pulse to cover the distance of 30 cm is

$$t = \frac{d}{v} = \frac{30 \times 10^{-2}}{6.8} = 0.044 \text{ s} = 44 \text{ ms where,}$$

ms = milli second.

### 11.3.2 Velocity of longitudinal waves in an elastic medium

Consider an elastic medium (here we assume air) having a fixed mass contained in a long tube (cylinder) whose cross sectional area is  $A$  and maintained under a pressure  $P$ . One can generate longitudinal waves in the fluid either by displacing the fluid using a piston or by keeping a vibrating tuning fork at one end of the tube. Let us assume that the direction of propagation of waves coincides with the axis of the cylinder. Let  $\rho$  be the density of



**Figure 11.16** Longitudinal waves in the fluid by displacing the fluid using a piston

the fluid which is initially at rest. At  $t = 0$ , the piston at left end of the tube is set in motion toward the right with a speed  $u$ .

Let  $u$  be the velocity of the piston and  $v$  be the velocity of the elastic wave. In time interval  $\Delta t$ , the distance moved by the piston  $\Delta d = u \Delta t$ . Now, the distance moved by the elastic disturbance is  $\Delta x = v \Delta t$ . Let  $\Delta m$  be the mass of the air that has attained a velocity  $v$  in a time  $\Delta t$ . Therefore,

$$\Delta m = \rho A \Delta x = \rho A (v \Delta t)$$

Then, the momentum imparted due to motion of piston with velocity  $u$  is

$$\Delta p = [\rho A (v \Delta t)] u$$

But the change in momentum is impulse.

The net impulse is

$$\begin{aligned} I &= (\Delta P A) \Delta t \\ \text{Or } (\Delta P A) \Delta t &= [\rho A (v \Delta t)] u \\ \Delta P &= \rho v u \end{aligned} \quad (11.14)$$

When the sound wave passes through air, the small volume element ( $\Delta V$ ) of the air undergoes regular compressions and rarefactions. So, the change in pressure can also be written as

$$\Delta P = K \frac{\Delta V}{V}$$

where,  $V$  is original volume and  $K$  is known as bulk modulus of the elastic medium.

But  $V = A \Delta x = A v \Delta t$  and

$$\Delta V = A \Delta d = A u \Delta t$$

Therefore,

$$\Delta P = K \frac{A u \Delta t}{A v \Delta t} = K \frac{u}{v} \quad (11.15)$$

Comparing equation (11.14) and equation (11.15), we get

$$\begin{aligned} \rho v u &= K \frac{u}{v} \text{ or } v^2 = \frac{K}{\rho} \\ \Rightarrow v &= \sqrt{\frac{K}{\rho}} \end{aligned} \quad (11.16)$$

In general, the velocity of a longitudinal wave in elastic medium is  $v = \sqrt{\frac{E}{\rho}}$ , where  $E$  is the modulus of elasticity of the medium.

**Cases: For a solid :**

**(i) one dimensional rod (1D)**

$$v = \sqrt{\frac{Y}{\rho}} \quad (11.17)$$

where  $Y$  is the Young's modulus of the material of the rod and  $\rho$  is the density of the rod. The 1D rod will have only Young's modulus.

**(ii) Three dimensional rod (3D)** The speed of longitudinal wave in a solid is

$$v = \sqrt{\frac{K + \frac{4}{3}\eta}{\rho}} \quad (11.18)$$

where  $\eta$  is the modulus of rigidity,  $K$  is the bulk modulus and  $\rho$  is the density of the rod.

**Cases: For liquids:**

$$v = \sqrt{\frac{K}{\rho}} \quad (11.19)$$

where,  $K$  (or)  $B$  is the bulk modulus and  $\rho$  is the density of the rod.

### EXAMPLE 11.7

Calculate the speed of sound in a steel rod whose Young's modulus  $Y = 2 \times 10^{11} \text{ N m}^{-2}$  and  $\rho = 7800 \text{ kg m}^{-3}$ .

**Solution**

$$v = \sqrt{\frac{Y}{\rho}} = \sqrt{\frac{2 \times 10^{11}}{7800}} = \sqrt{0.2564 \times 10^8}$$

$$= 0.506 \times 10^4 \text{ m s}^{-1} = 5 \times 10^3 \text{ m s}^{-1}$$

Therefore, longitudinal waves travel faster in a solid than in a liquid or a gas. Now you may understand why a shepherd checks before crossing railway track by keeping his ears on the rails to safeguard his cattle.

### EXAMPLE 11.8

An increase in pressure of 100 kPa causes a certain volume of water to decrease by 0.005% of its original volume.

- Calculate the bulk modulus of water?
- Compute the speed of sound (compressional waves) in water?

**Solution**

- Bulk modulus

$$B = V \left| \frac{\Delta P}{\Delta V} \right| = \frac{100 \times 10^3}{0.005 \times 10^{-2}} =$$

$$= \frac{100 \times 10^3}{5 \times 10^{-5}} = 2000 \text{ MPa, where}$$

MPa is mega pascal

- Speed of sound in water is

$$v = \sqrt{\frac{K}{\rho}} = \sqrt{\frac{2000 \times 10^6}{1000}} = 1414 \text{ m s}^{-1}$$



The velocities of both transverse waves and longitudinal waves depend on elastic property (like string tension  $T$  or bulk modulus  $K$ ) and inertial property (like density or mass per unit length) i.e.,  $v = \sqrt{\frac{\text{Elastic property}}{\text{Inertial property}}}$

**Table 11.2: Speed of sound in various media**

S.No.	Medium	Speed in $\text{m s}^{-1}$
Solids		
1.	Rubber	1600
2.	Gold	3240
3.	Brass	4700
4.	Copper	5010
5.	Iron	5950
6.	Aluminum	6420
Liquids at $25^\circ\text{C}$		
1.	Kerosene	1324
2.	Mercury	1450
3.	Water	1493
4.	Sea Water	1533
Gas (at $0^\circ\text{C}$ )		
1.	Oxygen	317
2.	Air	331
3.	Helium	972
4.	Hydrogen	1286
Gas (at $20^\circ\text{C}$ )		
1.	Air	343



## 11.4

### PROPAGATION OF SOUND WAVES

We know that sound waves are longitudinal waves, and when they propagate compressions and rarefactions are formed. In the following section, we compute the speed of sound in air by Newton's method and also discuss the Laplace correction and the factors affecting sound in air.

#### 11.4.1 Newton's formula for speed of sound waves in air

Sir Isaac Newton assumed that when sound propagates in air, the formation of compression and rarefaction takes place in a very slow manner so that the process is isothermal in nature. That is, the heat produced during compression (pressure increases, volume decreases), and heat lost during rarefaction (pressure decreases, volume increases) occur over a period of time such that the temperature of the medium remains constant. Therefore, by treating the air molecules to form an ideal gas, the changes in pressure and volume obey Boyle's law, Mathematically

$$PV = \text{Constant} \quad (11.20)$$

Differentiating equation (11.20), we get

$$PdV + VdP = 0$$

$$\text{or, } P = -V \frac{dP}{dV} = K_I \quad (11.21)$$

where,  $K_I$  is an isothermal bulk modulus of air. Substituting equation (11.21) in equation (11.16), the speed of sound in air is

$$v_T = \sqrt{\frac{K_I}{\rho}} = \sqrt{\frac{P}{\rho}} \quad (11.22)$$

Since  $P$  is the pressure of air whose value at NTP (Normal Temperature and Pressure) is 76 cm of mercury, we have  $P = h\rho g$

$$P = (0.76 \times 13.6 \times 10^3 \times 9.8) \text{ N m}^{-2}$$

$$\rho = 1.293 \text{ kg m}^{-3}. \text{ Here } \rho \text{ is density of air}$$

Then the speed of sound in air at Normal Temperature and Pressure (NTP) is

$$v_T = \sqrt{\frac{(0.76 \times 13.6 \times 10^3 \times 9.8)}{1.293}}$$

$$= 279.80 \text{ m s}^{-1} \approx 280 \text{ ms}^{-1} \text{ (theoretical value)}$$

But the speed of sound in air at  $0^\circ\text{C}$  is experimentally observed as  $332 \text{ m s}^{-1}$  which is close upto 16% more than theoretical value (Percentage error is  $\frac{(332 - 280)}{332} \times 100\% = 15.6\%$ ). This error is not small

#### 11.4.2 Laplace's correction

In 1816, Laplace satisfactorily corrected this discrepancy by assuming that when the sound propagates through a medium, the particles oscillate very rapidly such that the compression and rarefaction occur very fast. Hence the exchange of heat produced due to compression and cooling effect due to rarefaction do not take place, because, air (medium) is a bad conductor of heat. Since, temperature is no longer considered as a constant here, sound propagation is an adiabatic process. By adiabatic considerations, the gas obeys Poisson's law (not Boyle's law as Newton assumed), which is

$$PV^\gamma = \text{constant} \quad (11.23)$$

where,  $\gamma = \frac{C_p}{C_v}$ , which is the ratio between specific heat at constant pressure and specific heat at constant volume.

Differentiating equation (11.23) on both the sides, we get

$$V^\gamma dP + P (\gamma V^{\gamma-1} dV) = 0$$

$$\text{or, } \square P = -V \frac{dp}{dV} = K_A \quad (11.24)$$

where,  $K_A$  is the adiabatic bulk modulus of air. Now, substituting equation (11.24) in equation (11.16), the speed of sound in air is

$$v_A = \sqrt{\frac{K_A}{\rho}} = \sqrt{\frac{\square P}{\rho}} = \sqrt{\square} v_T \quad (11.25)$$

Since air contains mainly, nitrogen, oxygen, hydrogen etc, (diatomic gas), we take  $\gamma = 1.4$ . Hence, speed of sound in air is  $v_A = (\sqrt{1.4})(280 \text{ m s}^{-1}) = 331.30 \text{ m s}^{-1}$ , which is very much closer to experimental data.

### 11.4.3 Factors affecting speed of sound in gases

Let us consider an ideal gas whose equation of state is

$$PV = \mu R T \quad (11.26)$$

where,  $P$  is pressure,  $V$  is volume,  $T$  is temperature,  $\mu$  is number of mole and  $R$  is universal gas constant. For a given mass of a molecule, equation (11.26) can be written as

$$\frac{PV}{T} = \text{Constant} \quad (11.27)$$

For a fixed mass  $m$ , density of the gas inversely varies with volume. i.e.,

$$\rho \propto \frac{1}{V}, \quad V = \frac{m}{\rho} \quad (11.28)$$

Substituting equation (11.28) in equation (11.27), we get

$$\frac{P}{\rho} = cT \quad (11.29)$$

where  $c$  is constant.

The speed of sound in air given in equation (11.25) can be written as

$$v = \sqrt{\frac{\gamma P}{\rho}} = \sqrt{\gamma c T} \quad (11.30)$$

From the above relation we observe the following

#### (a) Effect of pressure :

For a fixed temperature, when the pressure varies, correspondingly density also varies such that the ratio  $\left(\frac{P}{\rho}\right)$  becomes constant.

This means that the speed of sound is independent of pressure for a fixed temperature. If the temperature remains same at the top and the bottom of a mountain then the speed of sound will remain same at these two points. But, in practice, the temperatures are not same at top and bottom of a mountain; hence, the speed of sound is different at different points.

#### (b) Effect of temperature :

Since  $v \propto \sqrt{T}$ ,

the speed of sound varies directly to the square root of temperature in kelvin.

Let  $v_0$  be the speed of sound at temperature at  $0^\circ \text{C}$  or  $273 \text{ K}$  and  $v$  be the speed of sound at any arbitrary temperature  $T$  (in kelvin), then

$$\frac{v}{v_0} = \sqrt{\frac{T}{273}} = \sqrt{\frac{273+t}{273}}$$

$$v = v_0 \sqrt{1 + \frac{t}{273}} \cong v_0 \left(1 + \frac{t}{546}\right)$$

(using binomial expansion)

Since  $v_0 = 331 \text{ m s}^{-1}$  at  $0^\circ\text{C}$ ,  $v$  at any temperature in  $t^\circ\text{C}$  is

$$v = (331 + 0.61t) \text{ m s}^{-1}$$

Thus the speed of sound in air increases by  $0.61 \text{ m s}^{-1}$  per degree celcius rise in temperature. Note that when the temperature is increased, the molecules will vibrate faster due to gain in thermal energy and hence, speed of sound increases.

### (c) Effect of density :

Let us consider two gases with different densities having same temperature and pressure. Then the speed of sound in the two gases are

$$v_1 = \sqrt{\frac{\gamma_1 P}{\rho_1}} \quad (11.31)$$

and

$$v_2 = \sqrt{\frac{\gamma_2 P}{\rho_2}} \quad (11.32)$$

Taking ratio of equation (11.31) and equation (11.32), we get

$$\frac{v_1}{v_2} = \frac{\sqrt{\frac{\gamma_1 P}{\rho_1}}}{\sqrt{\frac{\gamma_2 P}{\rho_2}}} = \sqrt{\frac{\gamma_1 \rho_2}{\gamma_2 \rho_1}}$$

For gases having same value of  $\gamma$ ,

$$\frac{v_1}{v_2} = \sqrt{\frac{\rho_2}{\rho_1}} \quad (11.33)$$

Thus the velocity of sound in a gas is inversely proportional to the square root of the density of the gas.

### (d) Effect of moisture (humidity):

We know that density of moist air is 0.625 of that of dry air, which means the presence of moisture in air (increase in humidity) decreases its density. Therefore, speed of sound increases with rise in humidity. From equation (11.30)

$$v = \sqrt{\frac{\gamma P}{\rho}}$$

Let  $\rho_1$ ,  $v_1$  and  $\rho_2$ ,  $v_2$  be the density and speeds of sound in dry air and moist air, respectively. Then

$$\frac{v_1}{v_2} = \frac{\sqrt{\frac{\gamma_1 P}{\rho_1}}}{\sqrt{\frac{\gamma_2 P}{\rho_2}}} = \sqrt{\frac{\rho_2}{\rho_1}} \quad \text{if } \gamma_1 = \gamma_2$$

Since  $P$  is the total atmospheric pressure, According to Dalton's law of partial pressure, it can be shown that

$$\frac{\rho_2}{\rho_1} = \frac{P}{p_1 + 0.625 p_2}$$

where  $p_1$  and  $p_2$  are the partial pressures of dry air and water vapour respectively. Then

$$v_1 = v_2 \sqrt{\frac{P}{p_1 + 0.625 p_2}} \quad (11.34)$$

### (e) Effect of wind:

The speed of sound is also affected by blowing of wind. In the direction along the wind blowing, the speed of sound increases whereas in the direction opposite to wind blowing, the speed of sound decreases.

## EXAMPLE 11.9

The ratio of the densities of oxygen and nitrogen is 16:14. Calculate the temperature when the speed of sound in nitrogen gas at  $17^\circ\text{C}$  is equal to the speed of sound in oxygen gas.

### Solution

From equation (11.25), we have

$$v = \sqrt{\frac{\gamma P}{\rho}}$$



But  $\rho = \frac{M}{V}$

Therefore,

$$v = \sqrt{\frac{\gamma PV}{M}}$$

Using equation (11.26)

$$v = \sqrt{\frac{\gamma RT}{M}}$$

Where, R is the universal gas constant and M is the molecular mass of the gas. The speed of sound in nitrogen gas at 17°C is

$$\begin{aligned} v_N &= \sqrt{\frac{\gamma R(273K + 17K)}{M_N}} \\ &= \sqrt{\frac{\gamma R(290K)}{M_N}} \end{aligned} \quad (1)$$

Similarly, the speed of sound in oxygen gas at temperature  $t$

$$v_o = \sqrt{\frac{\gamma R(273K + t)}{M_o}} \quad (2)$$

Given that the value of  $\gamma$  is same for both the gases, the two speeds must be equal. Hence, equating equation (1) and (2), we get

$$v_o = v_N$$

$$\sqrt{\frac{\gamma R(273 + t)}{M_o}} = \sqrt{\frac{\gamma R(290)}{M_N}}$$

Squaring on both sides and cancelling  $\gamma R$  term and rearranging, we get

$$\frac{M_o}{M_N} = \frac{273 + t}{290} \quad (3)$$

Since the densities of oxygen and nitrogen is 16:14,

$$\frac{\rho_o}{\rho_N} = \frac{16}{14} \quad (4)$$

$$\frac{\rho_o}{\rho_N} = \frac{\frac{M_o}{V}}{\frac{M_N}{V}} = \frac{M_o}{M_N} \Rightarrow \frac{M_o}{M_N} = \frac{16}{14} \quad (5)$$

Substituting equation (5) in equation (3), we get

$$\begin{aligned} \frac{273 + t}{290} &= \frac{16}{14} \Rightarrow 3822 + 14t = 4640 \\ \Rightarrow t &= 58.4^\circ\text{C} \end{aligned}$$

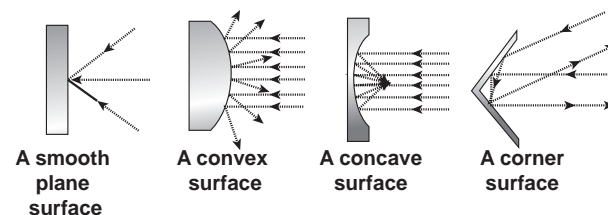
## 11.5

### REFLECTION OF SOUND WAVES

When sound wave passes from one medium to another medium, the following things can happen

- Reflection of sound:** If the medium is highly dense (highly rigid), the sound can be reflected completely (bounced back) to the original medium.
- Refraction of sound:** When the sound waves propagate from one medium to another medium such that there can be some energy loss due to absorption by the second medium.

In this section, we will consider only the reflection of sound waves in a medium when it experiences a harder surface. Sound can also obey the *laws of reflection*, which state that



**Figure 11.17** Reflection of sound in different surfaces

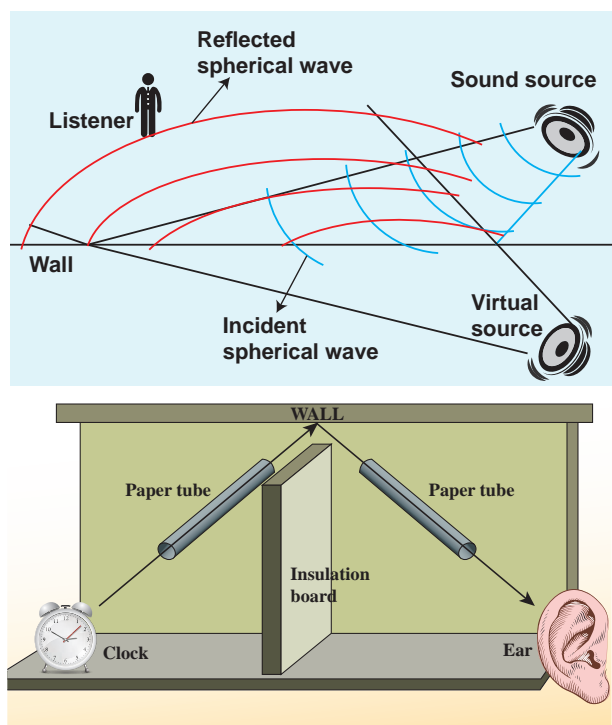


- (i) The angle of incidence of sound is equal to the angle of reflection.
- (ii) When the sound wave is reflected by a surface then the incident wave, reflected wave and the normal at the point of incidence all lie in the same plane.

Similar to reflection of light from a mirror, sound also reflects from a harder flat surface. This is called as **specular reflection**.

Specular reflection is observed only when the wavelength of the source is smaller than dimensions of the reflecting surface, as well as smaller than surface irregularities.

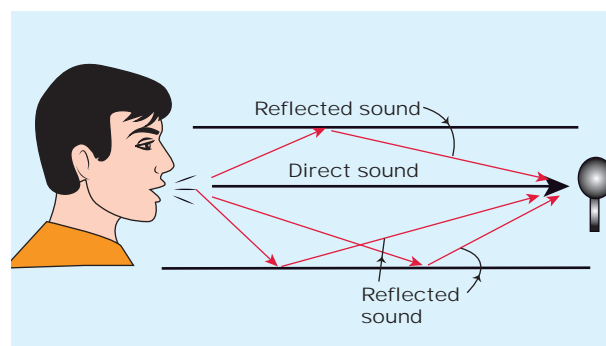
### 11.5.1 Reflection of sound through the plane surface



**Figure 11.18** Reflection of sound through the plane surface

When the sound waves hit the plane wall, they bounce off in a manner similar to

that of light. Suppose a loudspeaker is kept at an angle with respect to a wall (plane surface), then the waves coming from the source (assumed to be a point source) can be treated as spherical wave fronts (say, compressions moving like a spherical wave front). Therefore, the reflected wave front from the plane surface is also spherical, such that its centre of curvature (which lies on the other side of plane surface) can be treated as the image of the sound source (virtual or imaginary loud speaker). These are shown in Figures 11.18, 11.19.

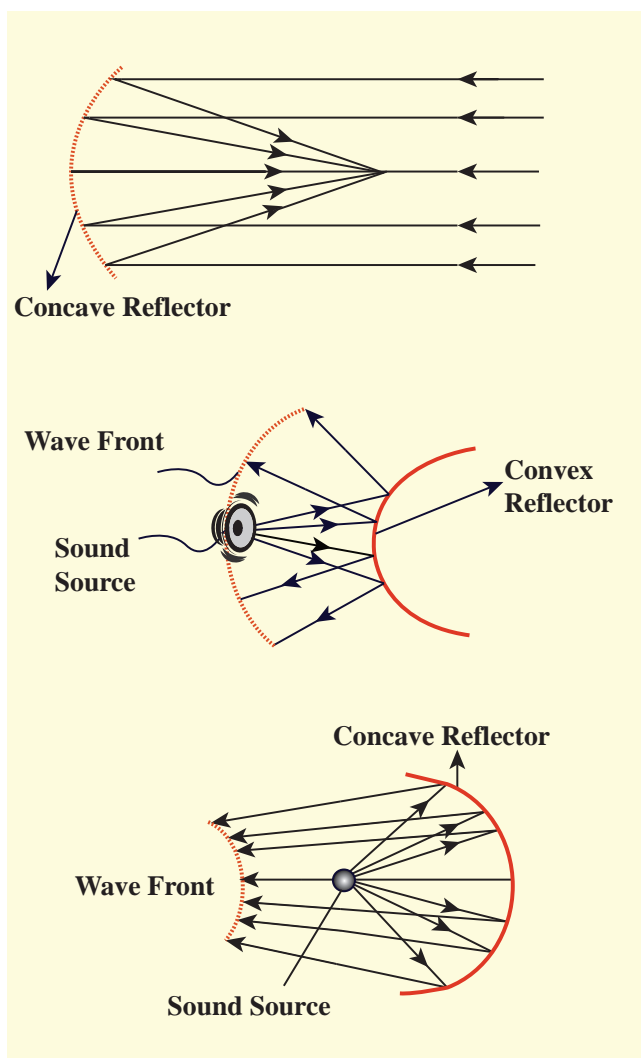


**Figure 11.19** Common examples for reflection of sound in real situation

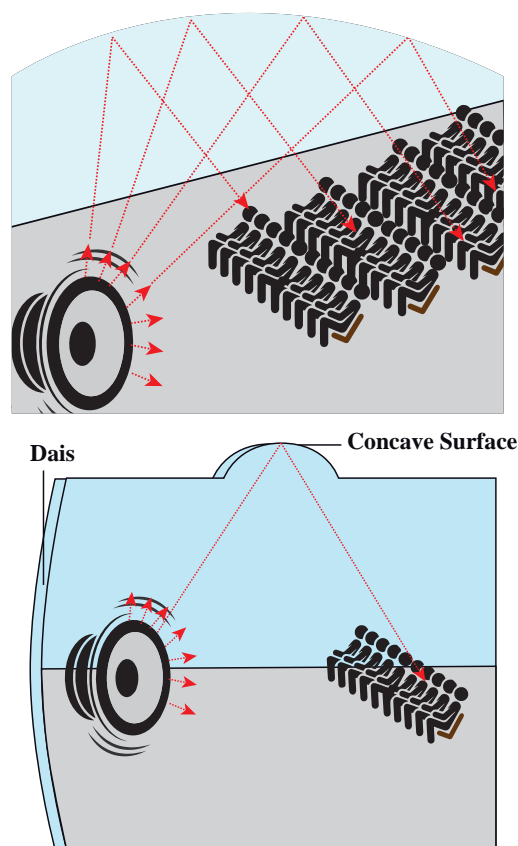
### 11.5.2 Reflection of sound through the curved surface

The behaviour of sound is different when it is reflected from different surfaces like convex or concave or plane. The sound reflected from a convex surface is spread out and so it is easily attenuated and weakened. Whereas, if it is reflected from the concave surface it will converge at a point and this can be easily amplified. The parabolic reflector (curved reflector) which is used to focus the sound precisely to a point is used in designing the parabolic mics which are known as high directional microphones.

We know that any surface (smooth or rough) can absorb sound. For example, the sound produced in a big hall or auditorium or theatre is absorbed by the walls, ceilings, floor, seats etc. To avoid such losses, a curved sound board (concave board) is kept in front of the speaker, so that the board reflects the sound waves of the speaker towards the audience. This method will minimize the spreading of sound waves in all possible directions in that hall and also enhances the uniform distribution of sound throughout the hall. That is why a person sitting at any position in that hall can hear the sound without any disturbance.



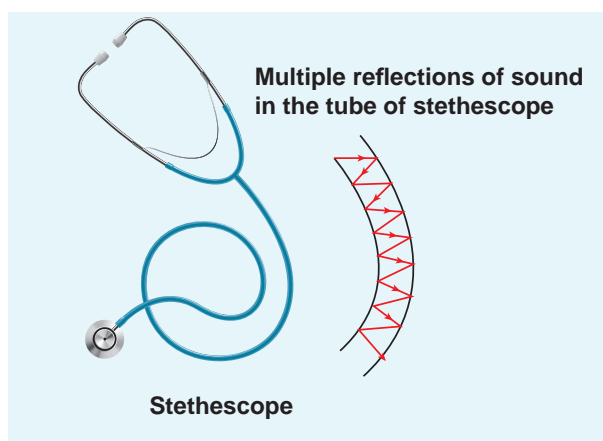
**Figure 11.20** Reflection of sound through the curved surface



**Figure 11.21** Sound in a big auditorium

### 11.5.3 Applications of reflection of sound waves

- (a) **Stethoscope:** It works on the principle of multiple reflections.



**Figure 11.22** Stethoscope and multiple reflection of signal in a rubber tube



It consists of three main parts:

- (i) Chest piece
- (ii) Ear piece
- (iii) Rubber tube

**(i) Chest piece:** It consists of a small disc-shaped resonator (diaphragm) which is very sensitive to sound and amplifies the sound it detects.

**(ii) Ear piece:** It is made up of metal tubes which are used to hear sounds detected by the chest piece.

**(iii) Rubber tube:** This tube connects both chest piece and ear piece. It is used to transmit the sound signal detected by the diaphragm, to the ear piece. The sound of heart beats (or lungs) or any sound produced by internal organs can be detected, and it reaches the ear piece through this tube by multiple reflections.



Scientists have estimated that we can hear two sounds properly if the time gap or time interval between each sound is  $\left(\frac{1}{10}\right)^{th}$  of a second (persistence of hearing) i.e., 0.1 s. Then,

$$\text{velocity} = \frac{\text{Distance travelled}}{\text{time taken}} = \frac{2d}{t}$$

$$2d = 344 \times 0.1 = 34.4 \text{ m}$$

$$d = 17.2 \text{ m}$$

The minimum distance from a sound reflecting wall to hear an echo at 20°C is 17.2 meter.

**(b) Echo:** An echo is a repetition of sound produced by the reflection of sound waves from a wall, mountain or other obstructing surfaces. The speed of sound in air at 20°C is 344 m s<sup>-1</sup>. If we shout at a wall which is

at 344 m away, then the sound will take 1 second to reach the wall. After reflection, the sound will take one more second to reach us. Therefore, we hear the echo after two seconds.

**(c) SONAR: SOund NAvigation and Ranging.** Sonar systems make use of reflections of sound waves in water to locate the position or motion of an object. Similarly, dolphins and bats use the sonar principle to find their way in the darkness.

**(d) Reverberation:** In a closed room the sound is repeatedly reflected from the walls and it is even heard long after the sound source ceases to function. The residual sound remaining in an enclosure and the phenomenon of multiple reflections of sound is called reverberation. The duration for which the sound persists is called reverberation time. It should be noted that the reverberation time greatly affects the quality of sound heard in a hall. Therefore, halls are constructed with some optimum reverberation time.

### EXAMPLE 11.10

Suppose a man stands at a distance from a cliff and claps his hands. He receives an echo from the cliff after 4 second. Calculate the distance between the man and the cliff. Assume the speed of sound to be 343 m s<sup>-1</sup>.

### Solution

The time taken by the sound to come back as echo is  $2t = 4 \Rightarrow t = 2 \text{ s}$

$\therefore$  The distance is  $d = vt = (343 \text{ m s}^{-1})(2 \text{ s}) = 686 \text{ m}$ .

**Note: Classification of sound waves:**  
Sound waves can be classified in three groups according to their range of frequencies:

(1) **Infrasonic waves:**

Sound waves having frequencies below 20 Hz are called infrasonic waves. These waves are produced during earthquakes. Human beings cannot hear these frequencies. Snakes can hear these frequencies.

(2) **Audible waves:**

Sound waves having frequencies between 20 Hz to 20,000 Hz (20kHz) are called audible waves. Human beings can hear these frequencies.

(3) **Ultrasonic waves:**

Sound waves having frequencies greater than 20 kHz are known as ultrasonic waves. Human beings cannot hear these frequencies. Bats can produce and hear these frequencies.



(1.) **Supersonic speed:**

An object moving with a speed greater than the speed of sound is said to move with a supersonic speed.

(2.) **Mach number:**

It is the ratio of the velocity of source to the velocity of sound.

$$\text{Mach number} = \frac{\text{velocity of source}}{\text{velocity of sound}}$$

## 11.6

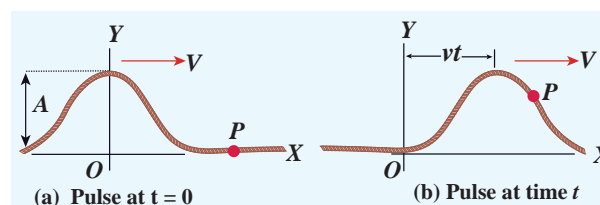
### PROGRESSIVE WAVES (OR) TRAVELLING WAVES

If a wave that propagates in a medium is continuous then it is known as progressive wave or travelling wave.

#### 11.6.1 Characteristics of progressive waves

1. Particles in the medium vibrate about their mean positions with the same amplitude.
2. The phase of every particle ranges from 0 to  $2\pi$ .
3. No particle remains at rest permanently. During wave propagation, particles come to the rest position only twice at the extreme points.
4. Transverse progressive waves are characterized by crests and troughs whereas longitudinal progressive waves are characterized by compressions and rarefactions.
5. When the particles pass through the mean position they always move with the same maximum velocity.
6. The displacement, velocity and acceleration of particles separated from each other by  $n\lambda$  are the same, where  $n$  is an integer, and  $\lambda$  is the wavelength.

#### 11.6.2 Equation of a plane progressive wave



**Figure 11.23** Wave pulse moving with velocity  $v$  at two instants at  $t = 0$  and at time  $t$

Suppose we give a jerk on a stretched string at time  $t = 0$  s. Let us assume that the wave pulse created during this disturbance moves along positive  $x$  direction with constant speed  $v$  as shown in Figure 11.23 (a).

We can represent the shape of the wave pulse mathematically as  $y = y(x, 0) = f(x)$  at time  $t = 0$  s. Assume that the shape of the wave pulse



remains the same during the propagation. After some time  $t$ , the pulse moving towards the right and any point on it can be represented by  $x'$  (read it as  $x$  prime) as shown in Figure 11.23 (b). Then,

$$y(x, t) = f(x') = f(x - vt) \quad (11.35)$$

Similarly, if the wave pulse moves towards left with constant speed  $v$ , then  $y = f(x + vt)$ . Both waves  $y = f(x + vt)$  and  $y = f(x - vt)$  will satisfy the following one dimensional differential equation known as the wave equation

$$\frac{\partial^2 y}{\partial x^2} = \frac{1}{v^2} \frac{\partial^2 y}{\partial t^2} \quad (11.36)$$

where the symbol  $\partial$  represents partial derivative (read  $\frac{\partial y}{\partial x}$  as partial  $y$  by partial  $x$ ). Not all the solutions satisfying this differential equation can represent waves, because any physical acceptable wave must take finite values for all values of  $x$  and  $t$ . But if the function represents a wave then it must satisfy the differential equation. Since, in one dimension (one independent variable), the partial derivative with respect to  $x$  is the same as total derivative in coordinate  $x$ , we write

$$\frac{d^2 y}{dx^2} = \frac{1}{v^2} \frac{d^2 y}{dt^2} \quad (11.37)$$

This can be extended to more than one dimension (two, three, etc.). Here, for simplicity, we focus only on the one dimensional wave equation.

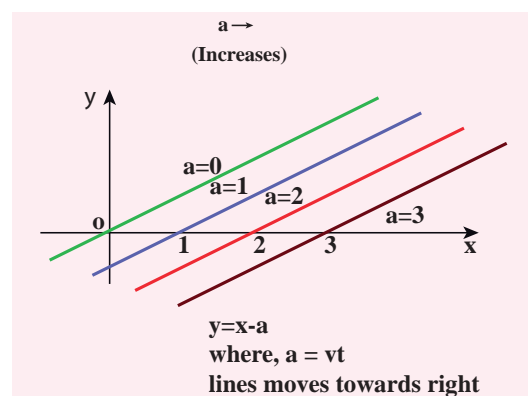
### EXAMPLE 11.11

Sketch  $y = x - a$  for different values of  $a$ .

#### Solution

This implies, when increasing the value of  $a$ , the line shifts towards right side. For

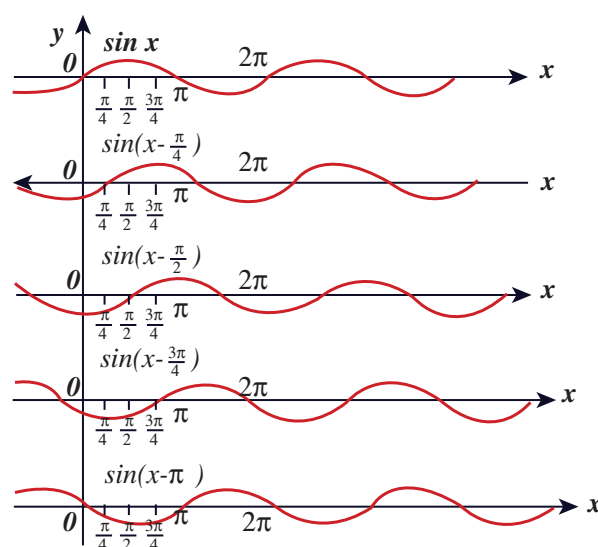
$a = vt$ ,  $y = x - vt$  satisfies the differential equation. Though this function satisfies the differential equation, it is not finite for all values of  $x$  and  $t$ . Hence, it does not represent a wave.



### EXAMPLE 11.12

How does the wave  $y = \sin(x - a)$  for  $a = 0$ ,  $a = \frac{\pi}{4}$ ,  $a = \frac{\pi}{2}$ ,  $a = \frac{3\pi}{4}$  and  $a = \pi$  look like?. Sketch this wave.

#### Solution



From the above picture we observe that  $y = \sin(x - a)$  for  $a = 0$ ,  $a = \frac{\pi}{4}$ ,  $a = \frac{\pi}{2}$ ,  $a = \frac{3\pi}{4}$  and  $a = \pi$ , the function  $y = \sin(x - a)$  shifts towards right. Further, we can take  $a = vt$  and  $v = \frac{\pi}{4}$ , and sketching for different

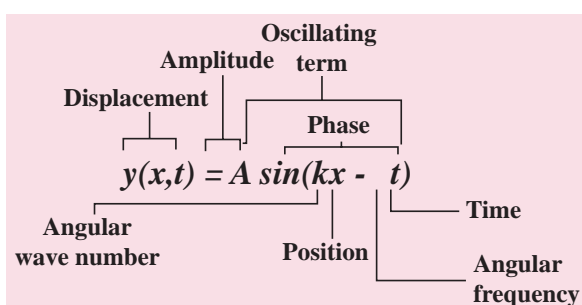
times  $t = 0s, t = 1s, t = 2s$  etc., we once again observe that  $y = \sin(x-vt)$  moves towards the right. Hence,  $y = \sin(x-vt)$  is a travelling (or progressive) wave moving towards the right. If  $y = \sin(x+vt)$  then the travelling (or progressive) wave moves towards the left. Thus, any arbitrary function of type  $y = f(x-vt)$  characterising the wave must move towards right and similarly, any arbitrary function of type  $y = f(x+vt)$  characterizing the wave must move towards left.

### EXAMPLE 11.13

Check the dimensional of the wave  $y = \sin(x-vt)$ . If it is dimensionally wrong, write the above equation in the correct form.

#### Solution

Dimensionally it is not correct. we know that  $y = \sin(x-vt)$  must be a dimensionless quantity but  $x-vt$  has dimension. The correct equation is  $y = \sin(kx - \omega t)$ , where  $k$  and  $\omega$  have the dimensions of inverse of length and inverse of time respectively. The sine functions and cosine functions are periodic functions with period  $2\pi$ . Therefore, the correct expression is  $y = \sin\left(\frac{2\pi}{\lambda}x - \frac{2\pi}{T}t\right)$  where  $\lambda$  and  $T$  are wavelength and time period, respectively. In general,  $y(x,t) = A \sin(kx - \omega t)$ .

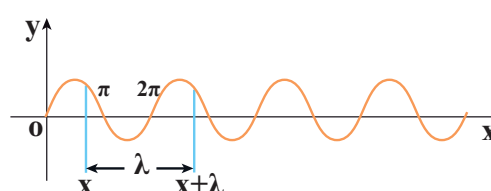


### 11.6.3 Graphical representation of the wave

Let us graphically represent the two forms of the wave variation

- (a) Space (or Spatial) variation graph
- (b) Time (or Temporal) variation graph

#### (a) Space variation graph



**Figure 11.24** Graph of sinusoidal function  $y = A \sin(kx)$

By keeping the time fixed, the change in displacement with respect to  $x$  is plotted. Let us consider a sinusoidal graph,  $y = A \sin(kx)$  as shown in the Figure 11.24, where  $k$  is a constant. Since the wavelength  $\lambda$  denotes the distance between any two points in the same state of motion, the displacement  $y$  is the same at both the ends

$y = x$  and  $y = x + \lambda$ , i.e.,

$$\begin{aligned} y &= A \sin(kx) = A \sin(k(x + \lambda)) \\ &= A \sin(kx + k\lambda) \end{aligned} \quad (11.38)$$

The sine function is a periodic function with period  $2\pi$ . Hence,

$$y = A \sin(kx + 2\pi) = A \sin(kx) \quad (11.39)$$

Comparing equation (11.38) and equation (11.39), we get

$$kx + k\lambda = kx + 2\pi$$

This implies

$$k = \frac{2\pi}{\lambda} \text{ rad m}^{-1} \quad (11.40)$$

where  $k$  is called wave number. This measures how many wavelengths are present in  $2\pi$  radians.

The spatial periodicity of the wave is

$$\lambda = \frac{2\pi}{k} \text{ in m}$$

Then,

$$\text{At } t = 0 \text{ s} \quad y(x, 0) = y(x + \lambda, 0) \quad \text{and}$$

$$\text{At any time } t, y(x, t) = y(x + \lambda, t)$$

### EXAMPLE 11.14

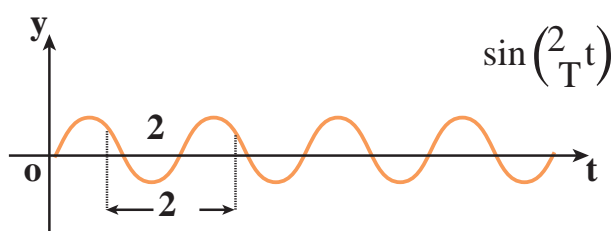
The wavelength of two sine waves are  $\lambda_1 = 1\text{m}$  and  $\lambda_2 = 6\text{m}$ . Calculate the corresponding wave numbers.

**Solution**

$$k_1 = \frac{2\pi}{1} = 6.28 \text{ rad m}^{-1}$$

$$k_2 = \frac{2\pi}{6} = 1.05 \text{ rad m}^{-1}$$

#### (b) Time variation graph



**Figure 11.25** Graph of sinusoidal function  $y = A \sin(\omega t)$

By keeping the position fixed, the change in displacement with respect to time is plotted. Let us consider a sinusoidal graph,  $y = A \sin(\omega t)$  as shown in the Figure 11.25, where  $\omega$  is angular frequency of the wave which measures how quickly wave oscillates in time or number of cycles per second.

The temporal periodicity or time period is

$$T = \frac{2\pi}{\omega} \Rightarrow \omega = \frac{2\pi}{T}$$

The angular frequency is related to frequency  $f$  by the expression  $\omega = 2\pi f$ , where the frequency  $f$  is defined as the number of oscillations made by the medium particle

per second. Since inverse of frequency is time period, we have,

$$T = \frac{1}{f} \text{ in seconds}$$

This is the time taken by a medium particle to complete one oscillation. Hence, we can define the speed of a wave (wave speed,  $v$ ) as the distance traversed by the wave per second

$$v = \frac{\lambda}{T} = \lambda f \text{ in m s}^{-1}$$

which is the same relation as we obtained in equation (11.4).

### 11.6.4 Particle velocity and wave velocity

In a plane progressive harmonic wave, the constituent particles in the medium oscillate simple harmonically about their equilibrium positions. When a particle is in motion, the rate of change of displacement at any instant of time is defined as velocity of the particle at that instant of time. This is known as particle velocity.

$$v_p = \frac{dy}{dt} \text{ m s}^{-1} \quad (11.41)$$

$$\text{But } y(x, t) = A \sin(kx - \omega t) \quad (11.42)$$

$$\text{Therefore, } \frac{dy}{dt} = -\omega A \cos(kx - \omega t) \quad (11.43)$$

Similarly, we can define velocity (here speed) for the travelling wave (or progressive wave). In order to determine the velocity of a progressive wave, let us consider a progressive wave (shown in Figure 11.23) moving towards right. This can be mathematically represented as a sinusoidal wave. Let  $P$  be any point on the phase of the wave and  $y_p$  be its displacement with respect

to the mean position. The displacement of the wave at an instant  $t$  is

$$y = y(x, t) = A \sin(kx - \omega t)$$

At the next instant of time  $t' = t + \Delta t$  the position of the point  $P$  is  $x' = x + \Delta x$ . Hence, the displacement of the wave at this instant is

$$y = y(x', t') = y(x + \Delta x, t + \Delta t) = A \sin[k(x + \Delta x) - \omega(t + \Delta t)] \quad (11.44)$$

Since the shape of the wave remains the same, this means that the phase of the wave remains constant (i.e., the  $y$ -displacement of the point is a constant). Therefore, equating equation (11.42) and equation (11.44), we get

$$y(x', t') = y(x, t), \text{ which implies}$$

$$A \sin[k(x + \Delta x) - \omega(t + \Delta t)] = A \sin(kx - \omega t)$$

Or

$$k(x + \Delta x) - \omega(t + \Delta t) = kx - \omega t = \text{constant} \quad (11.45)$$

On simplification of equation (11.45), we get

$$v = \frac{\Delta x}{\Delta t} = \frac{\omega}{k} = v_p \quad (11.46)$$

where  $v_p$  is called wave velocity or phase velocity.

By expressing the angular frequency and wave number in terms of frequency and wave length, we obtain

$$\omega = 2\pi f = \frac{2\pi}{T}$$

$$k = \frac{2\pi}{\lambda}$$

$$v = \frac{\omega}{k} = \lambda f$$

### EXAMPLE 11.15

A mobile phone tower transmits a wave signal of frequency 900 MHz. Calculate the length of the waves transmitted from the mobile phone tower.

#### Solution

Frequency,  $f = 900 \text{ MHz} = 900 \times 10^6 \text{ Hz}$

The speed of wave is  $c = 3 \times 10^8 \text{ m s}^{-1}$

$$\lambda = \frac{v}{f} = \frac{3 \times 10^8}{900 \times 10^6} = 0.33 \text{ m}$$

## 11.7

### SUPERPOSITION PRINCIPLE

When a jerk is given to a stretched string which is tied at one end, a wave pulse is produced and the pulse travels along the string. Suppose two persons holding the stretched string on either side give a jerk simultaneously, then these two wave pulses move towards each other, meet at some point and move away from each other with their original identity. Their behaviour is very different only at the crossing/meeting points; this behaviour depends on whether the two pulses have the same or different shape as shown in Figure 11.26.

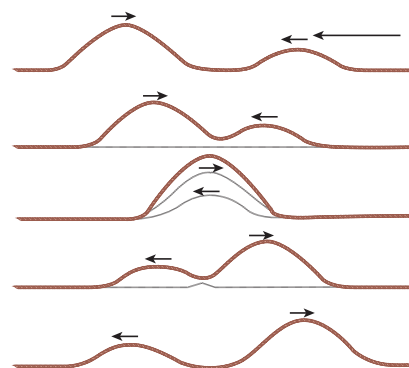


Figure 11.26 Superposition of two waves



When the pulses have the same shape, at the crossing, the total displacement is the algebraic sum of their individual displacements and hence its net amplitude is higher than the amplitudes of the individual pulses. Whereas, if the two pulses have same amplitude but shapes are  $180^\circ$  out of phase at the crossing point, the net amplitude vanishes at that point and the pulses will recover their identities after crossing. Only waves can possess such a peculiar property and it is called *superposition of waves*. This means that the principle of superposition explains the net behaviour of the waves when they overlap.

Generalizing to any number of waves i.e, if two or more waves in a medium move simultaneously, when they overlap, their total displacement is the vector sum of the individual displacements. We know that the waves satisfy the wave equation which is a linear second order homogeneous partial differential equation in both space coordinates and time. Hence, their linear combination (often called as linear superposition of waves) will also satisfy the same differential equation.

To understand mathematically, let us consider two functions which characterize the displacement of the waves, for example,

$$y_1 = A_1 \sin(kx - \omega t)$$

and

$$y_2 = A_2 \cos(kx - \omega t)$$

Since, both  $y_1$  and  $y_2$  satisfy the wave equation (solutions of wave equation) then their algebraic sum

$$y = y_1 + y_2$$

also satisfies the wave equation. This means, the displacements are additive. Suppose we

multiply  $y_1$  and  $y_2$  with some constant then their amplitude is scaled by that constant. Further, if  $C_1$  and  $C_2$  are used to multiply the displacements  $y_1$  and  $y_2$ , respectively, then, their net displacement  $y$  is

$$y = C_1 y_1 + C_2 y_2$$

This can be generalized to any number of waves. In the case of  $n$  such waves in more than one dimension the displacements are written using vector notation.

Here, the net displacement  $\vec{y}$  is

$$\vec{y} = \sum_{i=1}^n C_i \vec{y}_i$$


The principle of superposition can explain the following :

- (a) Space (or spatial) Interference (also known as Interference)
- (b) Time (or Temporal) Interference (also known as Beats)
- (c) Concept of stationary waves

Waves that obey principle of superposition are called linear waves (amplitude is much smaller than their wavelengths). In general, if the amplitude of the wave is not small then they are called non-linear waves. These violate the linear superposition principle, e.g. laser. In this chapter, we will focus our attention only on linear waves.

We will discuss the following in different subsections:

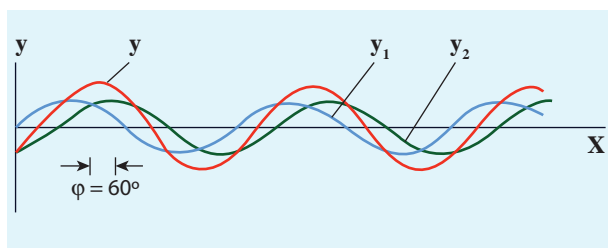
### 11.7.1 Interference of waves



**Figure 11.27** Interference of waves



**Interference** is a phenomenon in which two waves superimpose to form a resultant wave of greater, lower or the same amplitude.



**Figure 11.28** Interference of two sinusoidal waves

Consider two harmonic waves having identical frequencies, constant phase difference  $\varphi$  and same wave form (can be treated as coherent source), but having amplitudes  $A_1$  and  $A_2$ , then

$$y_1 = A_1 \sin(kx - \omega t) \quad (11.47)$$

$$y_2 = A_2 \sin(kx - \omega t + \varphi) \quad (11.48)$$

Suppose they move simultaneously in a particular direction, then interference occurs (i.e., overlap of these two waves). Mathematically

$$y = y_1 + y_2 \quad (11.49)$$

Therefore, substituting equation (11.47) and equation (11.48) in equation (11.49), we get

$$y = A_1 \sin(kx - \omega t) + A_2 \sin(kx - \omega t + \varphi)$$

Using trigonometric identity  $\sin(\alpha + \beta) = (\sin \alpha \cos \beta + \cos \alpha \sin \beta)$ , we get

$$y = A_1 \sin(kx - \omega t) + A_2 [\sin(kx - \omega t) \cos \varphi + \cos(kx - \omega t) \sin \varphi]$$

$$y = \sin(kx - \omega t)(A_1 + A_2 \cos \varphi) + A_2 \sin \varphi \cos(kx - \omega t) \quad (11.50)$$

Let us re-define

$$A \cos \theta = (A_1 + A_2 \cos \varphi) \quad (11.51)$$

$$\text{and } A \sin \theta = A_2 \sin \varphi \quad (11.52)$$

then equation (11.50) can be rewritten as

$$y = A \sin(kx - \omega t) \cos \theta + A \cos(kx - \omega t) \sin \theta$$

$$y = A (\sin(kx - \omega t) \cos \theta + \sin \theta \cos(kx - \omega t))$$

$$y = A \sin(kx - \omega t + \theta) \quad (11.53)$$

By squaring and adding equation (11.51) and equation (11.52), we get

$$A^2 = A_1^2 + A_2^2 + 2A_1 A_2 \cos \varphi \quad (11.54)$$

Since, intensity is square of the amplitude ( $I = A^2$ ), we have

$$I = I_1 + I_2 + 2\sqrt{I_1 I_2} \cos \varphi \quad (11.55)$$

This means the resultant intensity at any point depends on the phase difference at that point.

#### (a) For constructive interference:

When crests of one wave overlap with crests of another wave, their amplitudes will add up and we get constructive interference. The resultant wave has a larger amplitude than the individual waves as shown in Figure 11.29 (a).

The constructive interference at a point occurs if there is maximum intensity at that point, which means that

$$\cos \varphi = +1 \Rightarrow \varphi = 0, 2\pi, 4\pi, \dots = 2n\pi, \text{ where } n = 0, 1, 2, \dots$$

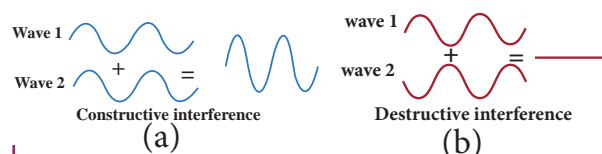
This is the phase difference in which two waves overlap to give constructive interference.

Therefore, for this resultant wave,

$$I_{\text{maximum}} = (\sqrt{I_1} + \sqrt{I_2})^2 = (A_1 + A_2)^2$$

Hence, the resultant amplitude

$$A = A_1 + A_2$$



**Figure 11.29** (a) Constructive interference (b) Destructive interference

**(b) For destructive interference:**

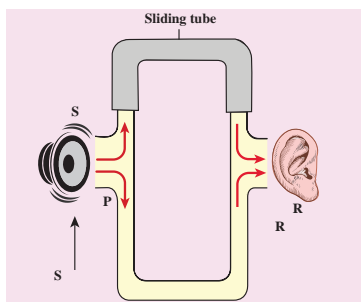
When the trough of one wave overlaps with the crest of another wave, their amplitudes “cancel” each other and we get destructive interference as shown in Figure 11.29 (b). The resultant amplitude is nearly zero. The destructive interference occurs if there is minimum intensity at that point, which means  $\cos\phi = -1 \Rightarrow \phi = \pi, 3\pi, 5\pi, \dots = (2n-1)\pi$ , where  $n = 0, 1, 2, \dots$  i.e. This is the phase difference in which two waves overlap to give destructive interference. Therefore,

$$I_{\text{minimum}} = (\sqrt{I_1} - \sqrt{I_2})^2 = (A_1 - A_2)^2$$

Hence, the resultant amplitude

$$A = |A_1 - A_2|$$

Let us consider a simple instrument to demonstrate the interference of sound waves as shown in Figure 11.30.



**Figure 11.30** Simple instrument to demonstrate interference of sound waves

A sound wave from a loudspeaker S is sent through the tube P. This looks like a T-shaped junction. In this case, half of the sound energy is sent in one direction and the remaining half is sent in the opposite direction. Therefore, the sound waves that reach the receiver R can travel along either of two paths. The distance covered by the sound wave along any path from the speaker to receiver is called the path length. From the Figure 11.30, we notice that the lower

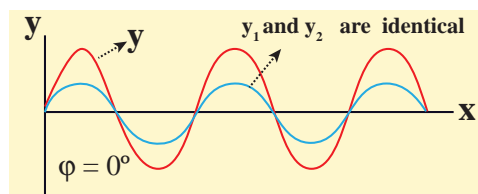
path length is fixed but the upper path length can be varied by sliding the upper tube i.e., is varied. The difference in path length is known as path difference,

$$\Delta r = |r_2 - r_1|$$

Suppose the path difference is allowed to be either zero or some integer (or integral) multiple of wavelength  $\lambda$ . Mathematically, we have

$$\Delta r = n\lambda \quad \text{where, } n = 0, 1, 2, 3, \dots$$

Then the two waves arriving from the paths  $r_1$  and  $r_2$  reach the receiver at any instant are in phase (the phase difference is  $0^\circ$  or  $2\pi$ ) and interfere constructively as shown in Figure 11.31.

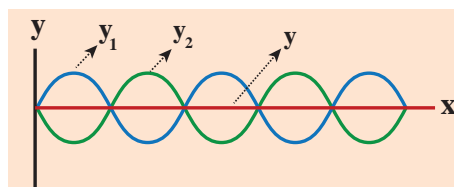


**Figure 11.31** Maximum intensity when the phase difference is  $0^\circ$

Therefore, in this case, maximum sound intensity is detected by the receiver. If the path difference is some half-odd-integer (or half-integral) multiple of wavelength  $\lambda$ , mathematically,  $\Delta r = n \frac{\lambda}{2}$

$$\text{where, } n = 1, 3, \dots \quad (n \text{ is odd})$$

then the two waves arriving from the paths  $r_1$  and  $r_2$  and reaching the receiver at any instant are out of phase (phase difference of  $\pi$  or  $180^\circ$ ). They interfere destructively as shown in Figure 11.32. They will cancel each other.



**Figure 11.32** Minimum intensity when the phase difference is  $180^\circ$



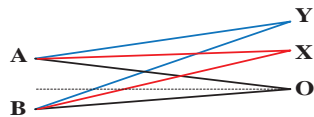
Therefore, the amplitude is minimum or zero amplitude which means no sound. No sound intensity is detected by the receiver in this case. The relation between path difference and phase difference is

$$\text{phase difference} = \frac{2\pi}{\lambda} (\text{path difference}) \quad (11.56)$$

$$\text{i.e., } \Delta\phi = \frac{2\pi}{\lambda} \Delta r \quad \text{or} \quad \Delta r = \frac{\lambda}{2\pi} \Delta\phi$$

### EXAMPLE 11.16

Consider two sources A and B as shown in the figure below. Let the two sources emit simple harmonic waves of same frequency but of different amplitudes, and both are in phase (same phase). Let O be any point equidistant from A and B as shown in the figure. Calculate the intensity at points O, Y and X. (X and Y are not equidistant from A & B)



#### Solution

The distance between OA and OB are the same and hence, the waves starting from A and B reach O after covering equal distances (equal path lengths). Thus, the path difference between two waves at O is zero.

$$OA - OB = 0$$

Since the waves are in the same phase, at the point O, the phase difference between two waves is also zero. Thus, the resultant intensity at the point O is maximum.

Consider a point Y, such that the path difference between two waves is  $\lambda$ . Then the phase difference at Y is

$$\Delta\phi = \frac{2\pi}{\lambda} \times \Delta r = \frac{2\pi}{\lambda} \times \lambda = 2\pi$$

Therefore, at the point Y, the two waves from A and B are in phase, hence, the intensity will be maximum.

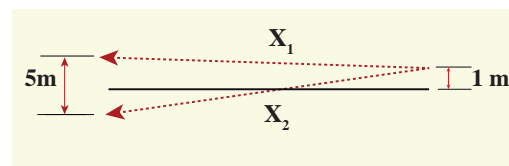
Consider a point X, and let the path difference between two waves be  $\frac{\lambda}{2}$ . Then the phase difference at X is

$$\Delta\phi = \frac{2\pi}{\lambda} \frac{\lambda}{2} = \pi$$

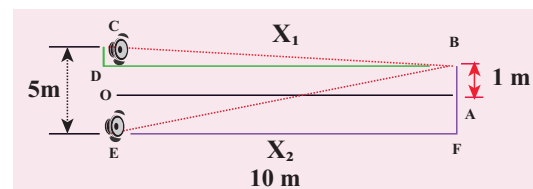
Therefore, at the point X, the waves meet and are out of phase. Hence, due to destructive interference, the intensity will be minimum.

### EXAMPLE 11.17

Two speakers C and E are placed 5 m apart and are driven by the same source. Let a man stand at A which is 10 m away from the mid point O of C and E. The man walks towards the point O which is at 1 m (parallel to OC) as shown in the figure. He receives the first minimum in sound intensity at B. Then calculate the frequency of the source. (Assume speed of sound =  $343 \text{ m s}^{-1}$ )



#### Solution



The first minimum occurs when the two waves reaching the point B are  $180^\circ$  (out of phase). The path difference  $\Delta x = \frac{\lambda}{2}$ .

In order to calculate the path difference, we have to find the path lengths  $x_1$  and  $x_2$ .

In a right triangle BDC,



$$DB = 10\text{m and } OC = \frac{1}{2} (5) = 2.5 \text{ m}$$

$$CD = OC - 1 = (2.5 \text{ m}) - 1 \text{ m} = 1.5 \text{ m}$$

$$x_1 = \sqrt{(10)^2 + (1.5)^2} = \sqrt{100 + 2.25}$$

$$= \sqrt{102.25} = 10.1 \text{ m}$$

In a right triangle EFB,

$$DB = 10\text{m and } OE = \frac{1}{2} (5) = 2.5\text{m} = FA$$

$$FB = FA + AB = (2.5 \text{ m}) + 1 \text{ m} = 3.5 \text{ m}$$

$$x_2 = \sqrt{(10)^2 + (3.5)^2} = \sqrt{100 + 12.25}$$

$$= \sqrt{112.25} = 10.6 \text{ m}$$

The path difference  $\Delta x = x_2 - x_1 = 10.6 \text{ m} - 10.1 \text{ m} = 0.5 \text{ m}$ . Required that this path difference

$$\Delta x = \frac{\lambda}{2} = 0.5 \Rightarrow \lambda = 1.0 \text{ m}$$

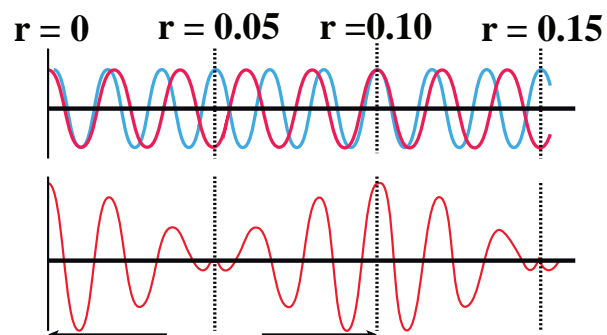
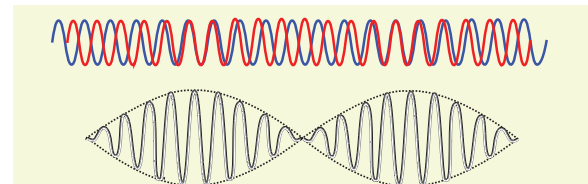
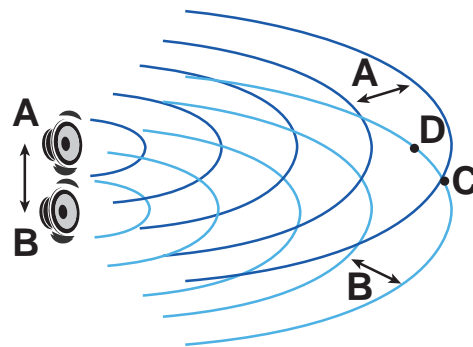
To obtain the frequency of source, we use

$$v = \lambda f \Rightarrow f = \frac{v}{\lambda} = \frac{343}{1} = 343 \text{ Hz}$$

$$= 0.3 \text{ kHz}$$



**Note** If the speakers were connected such that already the path difference is  $\frac{\lambda}{2}$ . Now, the path difference combines with a path difference of  $\frac{\lambda}{2}$ . This gives a total path difference of  $\lambda$  which means, the waves are in phase and there is a maximum intensity at point B.



**Figure 11.33:** Two waves superimpose with different frequencies such that there is a time alternation in constructive and destructive interference i.e., they are periodically in and out of phase

### 11.7.2 Formation of beats

When two or more waves superimpose each other with slightly different frequencies, then a sound of periodically varying amplitude at a point is observed. This phenomenon is known as beats. The number of amplitude maxima per second is called beat frequency. If we have two sources, then their difference in frequency gives the beat frequency.

Number of beats per second

$$n = |f_1 - f_2| \text{ per second}$$



### Additional information (Not for examination): Mathematical treatment of beats

For mathematical treatment, let us consider two sound waves having same amplitude and slightly different frequencies  $f_1$  and  $f_2$ , superimposed on each other.

Since the sound wave (pressure wave) is a longitudinal wave, let us consider  $y_1 = A \sin(\omega_1 t)$  and  $y_2 = A \sin(\omega_2 t)$  to be displacements of the two waves at a point  $x = 0$  with same amplitude (region having high pressures) and different angular frequencies  $\omega_1$  and  $\omega_2$ , respectively. Then when they are allowed to superimpose we get the net displacement

$$y = y_1 + y_2$$

$$y = A \sin(\omega_1 t) + A \sin(\omega_2 t)$$

But

$$\omega_1 = 2\pi f_1 \text{ and } \omega_2 = 2\pi f_2$$

Then

$$y = A \sin(2\pi f_1 t) + A \sin(2\pi f_2 t)$$

Using trigonometry formula

$$\sin C + \sin D = 2 \cos \left( \frac{C-D}{2} \right) \sin \left( \frac{C+D}{2} \right)$$

$$y = 2A \cos \left( 2\pi \left( \frac{f_1 - f_2}{2} \right) t \right) \sin \left( 2\pi \left( \frac{f_1 + f_2}{2} \right) t \right)$$

$$\text{Let } y_p = 2A \cos \left( 2\pi \left( \frac{f_1 - f_2}{2} \right) t \right) \quad (11.57)$$

and if  $f_1$  is slightly higher value than  $f_2$  then,

$\left( \frac{f_1 - f_2}{2} \right) \ll \left( \frac{f_1 + f_2}{2} \right)$  means  $y_p$  in equation (11.57) varies very slowly when compared to  $\left( \frac{f_1 + f_2}{2} \right)$ . Therefore

$$y = y_p \sin(2\pi f_{\text{avg}} t) \quad (11.58)$$

This represents a simple harmonic wave of frequency which is an arithmetic average of frequencies of the individual waves,  $f_{\text{avg}} = \left( \frac{f_1 + f_2}{2} \right)$  and amplitude  $y_p$  varies with time  $t$ .

#### Case (A):

The resultant amplitude is maximum when  $y_p$  is maximum. Since  $y_p \propto \cos \left( 2\pi \left( \frac{f_1 - f_2}{2} \right) t \right)$ , this means maximum amplitude occurs only when cosine takes  $\pm 1$ ,

$$\cos \left( 2\pi \left( \frac{f_1 - f_2}{2} \right) t \right) = \pm 1$$

$$\Rightarrow 2\pi \left( \frac{f_1 - f_2}{2} \right) t = n\pi,$$

$$\text{or, } (f_1 - f_2)t = n$$

$$\text{or, } t = \frac{n}{(f_1 - f_2)} \quad n = 0, 1, 2, 3, \dots$$

Hence, the time interval between two successive maxima is

$$t_2 - t_1 = t_3 - t_2 = \dots = \frac{1}{(f_1 - f_2)}; \quad n = |f_1 - f_2| = \frac{1}{|t_1 - t_2|}$$

Therefore, the number of beats produced per second is equal to the reciprocal of the time interval between two consecutive maxima i.e.,  $|f_1 - f_2|$ .

#### Case (B):

The resultant amplitude is minimum i.e., it is equal to zero when  $y_p$  is minimum. Since

$$y_p \propto \cos \left( 2\pi \left( \frac{f_1 - f_2}{2} \right) t \right), \text{ this means, minimum}$$

occurs only when cosine takes 0,

$$\cos \left( 2\pi \left( \frac{f_1 - f_2}{2} \right) t \right) = 0,$$

$$\Rightarrow 2\pi \left( \frac{f_1 - f_2}{2} \right) t = (2n+1) \frac{\pi}{2},$$

$$\Rightarrow (f_1 - f_2)t = \frac{1}{2}(2n+1)$$

$$\text{or, } t = \frac{1}{2} \left( \frac{2n+1}{f_1 - f_2} \right), \text{ where } f_1 \neq f_2, n = 0, 1, 2, 3, \dots$$

Hence, the time interval between two successive minima is

$$t_2 - t_1 = t_3 - t_2 = \dots = \frac{1}{(f_1 - f_2)}; \quad n = |f_1 - f_2| = \frac{1}{|t_1 - t_2|}$$

Therefore, the number of beats produced per second is equal to the reciprocal of the time interval between two consecutive minima i.e.,  $|f_1 - f_2|$ .



### EXAMPLE 11.18

Consider two sound waves with wavelengths  $5\text{ m}$  and  $6\text{ m}$ . If these two waves propagate in a gas with velocity  $330\text{ ms}^{-1}$ . Calculate the number of beats per second.

#### Solution

Given  $\lambda_1 = 5\text{ m}$  and  $\lambda_2 = 6\text{ m}$

Velocity of sound waves in a gas is  $v = 330\text{ ms}^{-1}$

The relation between wavelength and velocity is  $v = \lambda f \Rightarrow f = \frac{v}{\lambda}$

The frequency corresponding to wavelength

$$\lambda_1 \text{ is } f_1 = \frac{v}{\lambda_1} = \frac{330}{5} = 66\text{ Hz}$$

The frequency corresponding to wavelength

$$\lambda_2 \text{ is } f_2 = \frac{v}{\lambda_2} = \frac{330}{6} = 55\text{ Hz}$$

The number of beats per second is

$$|f_1 - f_2| = |66 - 55| = 11 \text{ beats per sec}$$

### EXAMPLE 11.19

Two vibrating tuning forks produce waves whose equation is given by  $y_1 = 5 \sin(240\pi t)$  and  $y_2 = 4 \sin(244\pi t)$ . Compute the number of beats per second.

#### Solution

Given  $y_1 = 5 \sin(240\pi t)$  and  $y_2 = 4 \sin(244\pi t)$

Comparing with  $y = A \sin(2\pi f_1 t)$ , we get

$$2\pi f_1 = 240\pi \Rightarrow f_1 = 120\text{ Hz}$$

$$2\pi f_2 = 244\pi \Rightarrow f_2 = 122\text{ Hz}$$

The number of beats produced is  $|f_1 - f_2|$   
 $= |120 - 122| = |-2| = 2 \text{ beats per sec}$

## 11.8

### STANDING WAVES

#### 11.8.1 Explanation of stationary waves

When the wave hits the rigid boundary it bounces back to the original medium and can interfere with the original waves. A pattern is formed, which are known as standing waves or stationary waves. Consider two harmonic progressive waves (formed by strings) that have the same amplitude and same velocity but move in opposite directions. Then the displacement of the first wave (incident wave) is

$$y_1 = A \sin(kx - \omega t) \quad (11.59)$$

(waves move toward right)

and the displacement of the second wave (reflected wave) is

$$y_2 = A \sin(kx + \omega t) \quad (11.60)$$

(waves move toward left)

both will interfere with each other by the principle of superposition, the net displacement is

$$y = y_1 + y_2 \quad (11.61)$$

Substituting equation (11.59) and equation (11.60) in equation (11.61), we get

$$y = A \sin(kx - \omega t) + A \sin(kx + \omega t) \quad (11.62)$$

Using trigonometric identity, we rewrite equation (11.62) as

$$y(x, t) = 2A \cos(\omega t) \sin(kx) \quad (11.63)$$

This represents a stationary wave or standing wave, which means that this wave does not move either forward or backward, whereas progressive or travelling waves will move forward or backward. Further, the displacement of the particle in equation (11.63) can be written in more compact form,

$$y(x,t) = A' \cos(\omega t)$$

where,  $A' = 2A \sin(kx)$ , implying that the particular element of the string executes simple harmonic motion with amplitude equals to  $A'$ . The maximum of this amplitude occurs at positions for which

$$\sin(kx) = 1 \Rightarrow kx = \frac{\pi}{2}, \frac{3\pi}{2}, \frac{5\pi}{2}, \dots = m\pi$$

where  $m$  takes half integer or half integral values. The position of maximum amplitude is known as *antinode*. Expressing wave number in terms of wavelength, we can represent the anti-nodal positions as

$$x_m = \left( \frac{2m+1}{2} \right) \frac{\lambda}{2}, \text{ where, } m = 0, 1, 2, \dots \quad (11.64)$$

For  $m = 0$  we have maximum at

$$x_0 = \frac{\lambda}{4}$$

For  $m = 1$  we have maximum at

$$x_1 = \frac{3\lambda}{4}$$

For  $m = 2$  we have maximum at

$$x_2 = \frac{5\lambda}{4}$$

and so on.

The distance between two successive anti-nodes can be computed by

$$x_m - x_{m-1} = \left( \frac{2m+1}{2} \right) \frac{\lambda}{2} - \left( \frac{(2m+1)-1}{2} \right) \frac{\lambda}{2} = \frac{\lambda}{2}$$

Similarly, the minimum of the amplitude  $A'$  also occurs at some points in the space, and these points can be determined by setting

$$\sin(kx) = 0 \Rightarrow kx = 0, \pi, 2\pi, 3\pi, \dots = n\pi$$

where  $n$  takes integer or integral values. Note that the elements at these points do not vibrate (not move), and the points are called *nodes*. The  $n^{\text{th}}$  nodal positions is given by,

$$x_n = n \frac{\lambda}{2} \text{ where, } n = 0, 1, 2, \dots \quad (11.65)$$

For  $n = 0$  we have minimum at

$$x_0 = 0$$

For  $n = 1$  we have minimum at

$$x_1 = \frac{\lambda}{2}$$

For  $n = 2$  we have maximum at

$$x_2 = \lambda$$

and so on.

The distance between any two successive nodes can be calculated as

$$x_n - x_{n-1} = n \frac{\lambda}{2} - (n-1) \frac{\lambda}{2} = \frac{\lambda}{2}$$

### EXAMPLE 11.20

Compute the distance between anti-node and neighbouring node.

#### Solution

For  $n^{\text{th}}$  mode, the distance between anti-node and neighbouring node is

$$\Delta x_n = \left( \frac{2n+1}{2} \right) \frac{\lambda}{2} - n \frac{\lambda}{2} = \frac{\lambda}{4}$$

### 11.8.2 Characteristics of stationary waves

(1) Stationary waves are characterised by the confinement of a wave disturbance between two rigid boundaries. This means, the wave does not move forward or backward in a medium (does not advance), it remains steady at its place. Therefore, they are called “stationary waves or standing waves”.

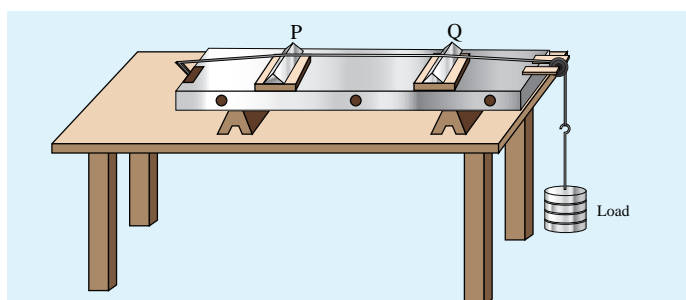
**Table 11.3:** Comparison between progressive and stationary waves

S.No.	Progressive waves	Stationary waves
1.	Crests and troughs are formed in transverse progressive waves, and compression and rarefaction are formed in longitudinal progressive waves. These waves move forward or backward in a medium i.e., they will advance in a medium with a definite velocity.	Crests and troughs are formed in transverse stationary waves, and compression and rarefaction are formed in longitudinal stationary waves. These waves neither move forward nor backward in a medium i.e., they will not advance in a medium.
2.	All the particles in the medium vibrate such that the amplitude of the vibration for all particles is same.	Except at nodes, all other particles of the medium vibrate such that amplitude of vibration is different for different particles. The amplitude is minimum or zero at nodes and maximum at anti-nodes.
3.	These wave carry energy while propagating.	These waves do not transport energy.

- (2) Certain points in the region in which the wave exists have *maximum amplitude*, called as *anti-nodes* and at certain points the *amplitude is minimum or zero*, called as *nodes*.
- (3) The distance between two consecutive nodes (or) anti-nodes is  $\frac{\lambda}{2}$ .
- (4) The distance between a node and its neighbouring anti-node is  $\frac{\lambda}{4}$ .
- (5) The transfer of energy along the standing wave is zero.

### 11.8.3 Stationary waves in sonometer

**Sono** means *sound* related, and sonometer implies sound-related measurements. It is a device for demonstrating the relationship between the frequency of the sound produced in the transverse standing wave in a string, and the tension, length and mass per unit length of the string. Therefore, using this device, we can determine the following quantities:

**Figure 11.34** Sonometer

- (a) the *frequency* of the tuning fork or frequency of alternating current
- (b) the *tension* in the string
- (c) the unknown hanging *mass*

#### Construction:

The sonometer is made up of a hollow box which is one meter long with a uniform metallic thin string attached to it. One end of the string is connected to a hook and the other end is connected to a weight hanger through a pulley as shown in Figure 11.34. Since only one string is used, it is also known as monochord. The weights are added to the free end of the wire to increase the tension of the wire. Two adjustable wooden knives are put over the board, and their positions are adjusted to change the vibrating length of the stretched wire.

#### Working :

A transverse stationary or standing wave is produced and hence, at the knife edges P and Q, nodes are formed. In between the knife edges, anti-nodes are formed.

If the length of the vibrating element is  $l$  then

$$l = \frac{\lambda}{2} \Rightarrow \lambda = 2l$$

Let  $f$  be the frequency of the vibrating element,  $T$  the tension of in the string and  $\mu$  the mass per unit length of the string. Then using equation (11.13), we get

$$f = \frac{v}{\lambda} = \frac{1}{2l} \sqrt{\frac{T}{\mu}} \text{ in Hertz} \quad (11.66)$$

Let  $\rho$  be the density of the material of the string and  $d$  be the diameter of the string. Then the mass per unit length  $\mu$ ,

$$\mu = \text{Area} \times \text{density} = \pi r^2 \rho = \frac{\pi \rho d^2}{4}$$

$$\begin{aligned} \text{frequency } f &= \frac{v}{\lambda} = \frac{1}{2l} \sqrt{\frac{T}{\frac{\pi \rho d^2}{4}}} \\ \therefore f &= \frac{1}{ld} \sqrt{\frac{T}{\pi \rho}} \quad (11.67) \end{aligned}$$

#### EXAMPLE 11.21

Let  $f$  be the fundamental frequency of the string. If the string is divided into three segments  $l_1$ ,  $l_2$  and  $l_3$  such that the fundamental frequencies of each segments be  $f_1$ ,  $f_2$  and  $f_3$ , respectively. Show that

$$\frac{1}{f} = \frac{1}{f_1} + \frac{1}{f_2} + \frac{1}{f_3}$$

#### Solution

For a fixed tension  $T$  and mass density  $\mu$ , frequency is inversely proportional to the string length i.e.

$$f \propto \frac{1}{l} \Rightarrow f = \frac{v}{2l} \Rightarrow l = \frac{v}{2f}$$

For the first length segment

$$f_1 = \frac{v}{2l_1} \Rightarrow l_1 = \frac{v}{2f_1}$$

For the second length segment

$$f_2 = \frac{v}{2l_2} \Rightarrow l_2 = \frac{v}{2f_2}$$

For the third length segment

$$f_3 = \frac{v}{2l_3} \Rightarrow l_3 = \frac{v}{2f_3}$$

Therefore, the total length

$$\begin{aligned} l &= l_1 + l_2 + l_3 \\ \frac{v}{2f} &= \frac{v}{2f_1} + \frac{v}{2f_2} + \frac{v}{2f_3} \Rightarrow \frac{1}{f} = \frac{1}{f_1} + \frac{1}{f_2} + \frac{1}{f_3} \end{aligned}$$

### 11.8.4 Fundamental frequency and overtones

Let us now keep the rigid boundaries at  $x = 0$  and  $x = L$  and produce a standing waves by wiggling the string (as in plucking strings in a guitar). Standing waves with a specific wavelength are produced. Since, the amplitude must vanish at the boundaries, therefore, the displacement at the boundary must satisfy the following conditions

$$y(x = 0, t) = 0 \text{ and } y(x = L, t) = 0 \quad (11.68)$$

Since the nodes formed are at a distance  $\frac{\lambda_n}{2}$  apart, we have  $n\left(\frac{\lambda_n}{2}\right) = L$ , where  $n$  is an integer,  $L$  is the length between the two boundaries and  $\lambda_n$  is the specific wavelength that satisfy the specified boundary conditions. Hence,

$$\lambda_n = \left(\frac{2L}{n}\right) \quad (11.69)$$

What will happen to wavelength if  $n$  is taken as zero? Why is this not permitted?

Therefore, not all wavelengths are allowed. The (allowed) wavelengths should fit with the specified boundary conditions, i.e., for  $n = 1$ , the first mode of vibration has specific wavelength  $\lambda_1 = 2L$ . Similarly for  $n = 2$ , the second mode of vibration has specific wavelength

$$\lambda_2 = \left(\frac{2L}{2}\right) = L$$

For  $n = 3$ , the third mode of vibration has specific wavelength

$$\lambda_3 = \left(\frac{2L}{3}\right)$$

and so on.

The frequency of each mode of vibration (called natural frequency) can be calculated.

We have,

$$f_n = \frac{v}{\lambda_n} = n\left(\frac{v}{2L}\right) \quad (11.70)$$

The lowest natural frequency is called *the fundamental frequency*.

$$f_1 = \frac{v}{\lambda_1} = \left(\frac{v}{2L}\right) \quad (11.71)$$

The second natural frequency is called *the first over tone*.

$$f_2 = 2\left(\frac{v}{2L}\right) = \frac{1}{L}\sqrt{\frac{T}{\mu}}$$

The third natural frequency is called *the second over tone*.

$$f_3 = 3\left(\frac{v}{2L}\right) = 3\left(\frac{1}{2L}\sqrt{\frac{T}{\mu}}\right)$$

and so on.

Therefore, the  $n^{\text{th}}$  natural frequency can be computed as integral (or integer) multiple of fundamental frequency, i.e.,

$$f_n = nf_1, \text{ where } n \text{ is an integer} \quad (11.72)$$

If natural frequencies are written as integral multiple of fundamental frequencies, then the frequencies are called *harmonics*. Thus, the first harmonic is  $f_1 = f_1$  (the fundamental frequency is called first harmonic), the second harmonic is  $f_2 = 2f_1$ , the third harmonic is  $f_3 = 3f_1$  etc.

#### EXAMPLE 11.22

Consider a string in a guitar whose length is 80 cm and a mass of 0.32 g with tension 80 N is plucked. Compute the first four lowest frequencies produced when it is plucked.

#### Solution

The velocity of the wave

$$v = \sqrt{\frac{T}{\mu}}$$





The length of the string,  $L = 80 \text{ cm} = 0.8 \text{ m}$

The mass of the string,  $m = 0.32 \text{ g}$   
 $= 0.32 \times 10^{-3} \text{ kg}$

Therefore, the linear mass density,

$$\mu = \frac{0.32 \times 10^{-3}}{0.8} = 0.4 \times 10^{-3} \text{ kg m}^{-1}$$

The tension in the string,  $T = 80 \text{ N}$

$$v = \sqrt{\frac{80}{0.4 \times 10^{-3}}} = 447.2 \text{ m s}^{-1}$$

The wavelength corresponding to the fundamental frequency  $f_1$  is  $\lambda_1 = 2L = 2 \times 0.8 = 1.6 \text{ m}$

The fundamental frequency  $f_1$  corresponding to the wavelength  $\lambda_1$

$$f_1 = \frac{v}{\lambda_1} = \frac{447.2}{1.6} = 279.5 \text{ Hz}$$

Similarly, the frequency corresponding to the second harmonics, third harmonics and fourth harmonics are

$$f_2 = 2f_1 = 559 \text{ Hz}$$

$$f_3 = 3f_1 = 838.5 \text{ Hz}$$

$$f_4 = 4f_1 = 1118 \text{ Hz}$$

### 11.8.5 Laws of transverse vibrations in stretched strings

There are three laws of transverse vibrations of stretched strings which are given as follows:

#### (i) The law of length :

For a given wire with tension  $T$  (which is fixed) and mass per unit length  $\mu$  (fixed) the frequency varies inversely with the vibrating length. Therefore,

$$f \propto \frac{1}{l} \Rightarrow f = \frac{C}{l}$$

$$\Rightarrow l \times f = C, \text{ where } C \text{ is a constant}$$

#### (ii) The law of tension:

For a given vibrating length  $l$  (fixed) and mass per unit length  $\mu$  (fixed) the frequency varies directly with the square root of the tension  $T$ ,

$$f \propto \sqrt{T}$$

$$\Rightarrow f = A\sqrt{T}, \text{ where } A \text{ is a constant}$$

#### (iii) The law of mass:

For a given vibrating length  $l$  (fixed) and tension  $T$  (fixed) the frequency varies inversely with the square root of the mass per unit length  $\mu$ ,

$$f \propto \frac{1}{\sqrt{\mu}}$$

$$\Rightarrow f = \frac{B}{\sqrt{\mu}}, \text{ where } B \text{ is a constant}$$

## 11.9

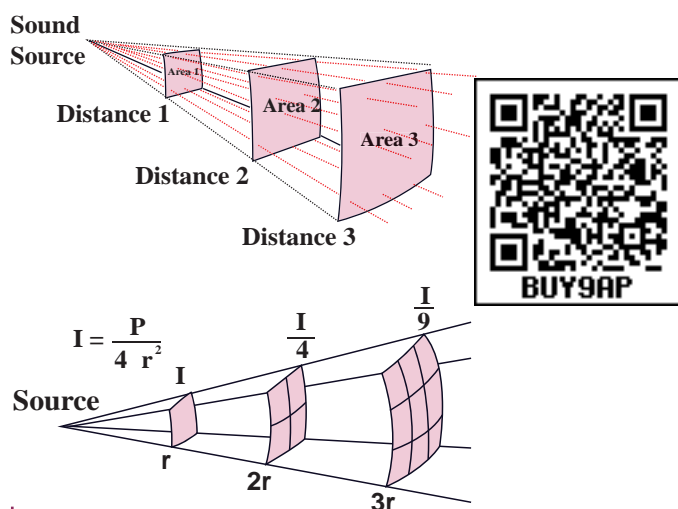
### INTENSITY AND LOUDNESS

Consider a source and two observers (listeners). The source emits sound waves which carry energy. The sound energy emitted by the source is same regardless of whoever measures it, i.e., it is independent of any observer standing in that region. But the sound received by the two observers may be different; this is due to some factors like sensitivity of ears, etc. To quantify such thing, we define two different quantities known as intensity and loudness of sound.

#### 11.9.1 Intensity of sound

When a sound wave is emitted by a source, the energy is carried to all possible surrounding points. The average sound energy emitted or

transmitted per unit time or per second is called sound power. Therefore, the *intensity of sound* is defined as “the sound power transmitted per unit area taken normal to the propagation of the sound wave”.



**Figure 11.35** Intensity of sound waves

For a particular source (fixed source), the sound intensity is inversely proportional to the square of the distance from the source.

$$I = \frac{\text{power of the source}}{4\pi r^2} \Rightarrow I \propto \frac{1}{r^2}$$

This is known as inverse square law of sound intensity.

### EXAMPLE 11.23

A baby cries on seeing a dog and the cry is detected at a distance of 3.0 m such that the intensity of sound at this distance is  $10^{-2} \text{ W m}^{-2}$ . Calculate the intensity of the baby's cry at a distance 6.0 m.

#### Solution

$I_1$  is the intensity of sound detected at a distance 3.0 m and it is given as  $10^{-2} \text{ W m}^{-2}$ . Let  $I_2$  be the intensity of sound detected at a distance 6.0 m. Then,

$$r_1 = 3.0 \text{ m}, \quad r_2 = 6.0 \text{ m}$$

$$\text{and since, } I \propto \frac{1}{r^2}$$

the power output does not depend on the observer and depends on the baby. Therefore,

$$\frac{I_1}{I_2} = \frac{r_2^2}{r_1^2}$$

$$I_2 = I_1 \frac{r_1^2}{r_2^2}$$

$$I_2 = 0.25 \times 10^{-2} \text{ W m}^{-2}$$

### 11.9.2 Loudness of sound

Two sounds with same intensities need not have the same loudness. For example, the sound heard during the explosion of balloons in a silent closed room is very loud when compared to the same explosion happening in a noisy market. Though the intensity of the sound is the same, the loudness is not. If the intensity of sound is increased then loudness also increases. But additionally, not only does intensity matter, the internal and subjective experience of “how loud a sound is” i.e., the sensitivity of the listener also matters here. This is often called loudness. That is, loudness depends on both intensity of sound wave and sensitivity of the ear (It is purely observer dependent quantity which varies from person to person) whereas the intensity of sound does not depend on the observer. The *loudness of sound* is defined as “the degree of sensation of sound produced in the ear or the perception of sound by the listener”.

### 11.9.3 Intensity and loudness of sound

Our ear can detect the sound with intensity level ranges from  $10^{-2} \text{ W m}^{-2}$  to  $20 \text{ W m}^{-2}$ .

According to Weber-Fechner's law, "loudness ( $L$ ) is proportional to the logarithm of the actual intensity ( $I$ ) measured with an accurate non-human instrument". This means that

$$L \propto \ln I$$

$$L = k \ln I$$

where  $k$  is a constant, which depends on the unit of measurement. The difference between two loudnesses,  $L_1$  and  $L_0$  measures the relative loudness between two precisely measured intensities and is called as sound intensity level. Mathematically, sound intensity level is

$$\Delta L = L_1 - L_0 = k \ln I_1 - k \ln I_0 = k \ln \left[ \frac{I_1}{I_0} \right]$$

If  $k = 1$  bel,  $k = 10$  decibel, then sound intensity level is measured in bel, in honour of Alexander Graham Bell. Therefore,

$$\Delta L = \ln \left[ \frac{I_1}{I_0} \right] \text{ bel}$$

However, this is practically a bigger unit, so we use a convenient smaller unit, called decibel. Thus, decibel =  $\frac{1}{10}$  bel. Therefore, by multiplying and dividing by 10, we get

$$\Delta L = 10 \left( \ln \left[ \frac{I_1}{I_0} \right] \right) \frac{1}{10} \text{ bel}$$

$$\Delta L = 10 \ln \left[ \frac{I_1}{I_0} \right] \text{ decibel with } k = 10$$

For practical purposes, we use logarithm to base 10 instead of natural logarithm,

$$\Delta L = 10 \log_{10} \left[ \frac{I_1}{I_0} \right] \text{ decibel} \quad (11.73)$$

### EXAMPLE 11.24

The sound level from a musical instrument playing is 50 dB. If three identical musical instruments are played together then compute the total intensity. The intensity of the sound from each instrument is  $10^{-12} \text{ W m}^{-2}$

### Solution

$$\Delta L = 10 \log_{10} \left[ \frac{I_1}{I_0} \right] = 50 \text{ dB}$$

$$\log_{10} \left[ \frac{I_1}{I_0} \right] = 5 \text{ dB}$$

$$\frac{I_1}{I_0} = 10^5 \Rightarrow I_1 = 10^5 I_0 = 10^5 \times 10^{-12} \text{ W m}^{-2}$$

$$I_1 = 10^{-7} \text{ W m}^{-2}$$

Since three musical instruments are played, therefore,  $I_{\text{total}} = 3I_1 = 3 \times 10^{-7} \text{ W m}^{-2}$ .

## 11.10

### VIBRATIONS OF AIR COLUMN

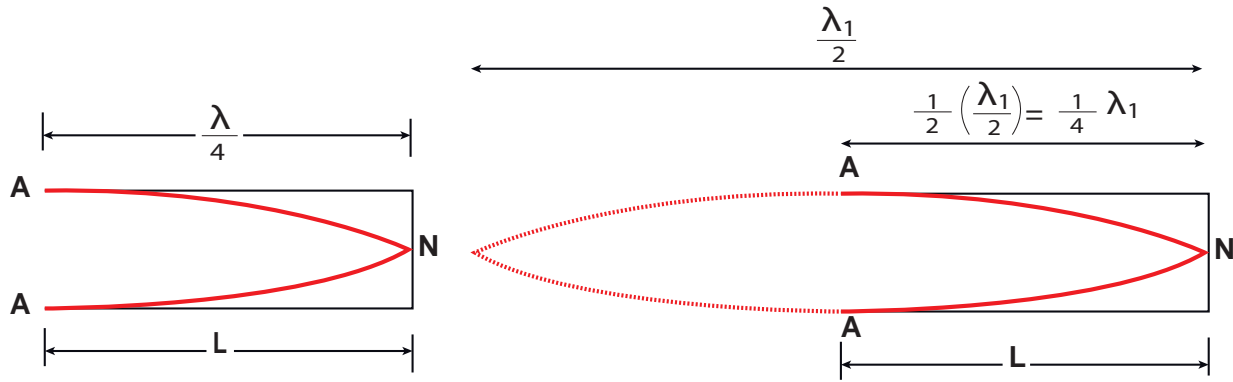
Musical instruments like flute, clarinet, nathaswaram, etc are known as wind instruments. They work on the principle of vibrations of air columns. The simplest form of a wind instrument is the organ pipe. It is made up of a wooden or metal pipe which produces the musical sound. For example, flute, clarinet and nathaswaram are organ pipe instruments. Organ pipe instruments are classified into two types:

#### (a) Closed organ pipes:



**Figure 11.36:** Clarinet is an example of a closed organ pipe

Look at the picture of a clarinet, shown in Figure 11.36. It is a pipe with one end closed and the other end open. If one end of a pipe is closed, the wave reflected at this closed end is  $180^\circ$  out of phase with the incoming wave. Thus there is no



**Figure 11.37** No motion of particles which leads to nodes at closed end and antinodes at open end (fundamental mode) (N-node, A-antinode)

displacement of the particles at the closed end. Therefore, nodes are formed at the closed end and anti-nodes are formed at open end.

Let us consider the simplest mode of vibration of the air column called the fundamental mode. Anti-node is formed at the open end and node at closed end. From the Figure 11.37, let  $L$  be the length of the tube and the wavelength of the wave produced. For the fundamental mode of vibration, we have,

$$L = \frac{\lambda_1}{4} \text{ or } \lambda_1 = 4L \quad (11.74)$$

The frequency of the note emitted is

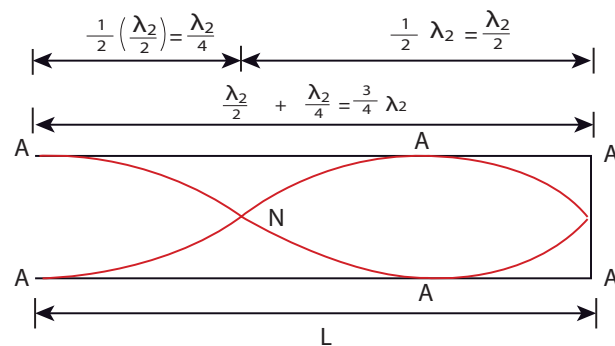
$$f_1 = \frac{v}{\lambda_1} = \frac{v}{4L} \quad (11.75)$$

which is called the fundamental note.

*The frequencies higher than fundamental frequency can be produced by blowing air strongly at open end. Such frequencies are called overtones.*

The Figure 11.38 shows the second mode of vibration having two nodes and two anti-

nodes, for which we have, from example 11.20.



**Figure 11.38** second mode of vibration having two nodes and two anti-nodes

$$4L = 3\lambda_2$$

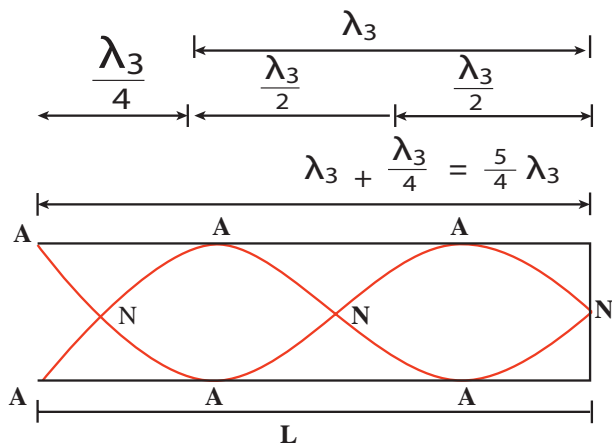
$$L = \frac{3\lambda_2}{4} \text{ or } \lambda_2 = \frac{4L}{3}$$

The frequency for this,

$$f_2 = \frac{v}{\lambda_2} = \frac{3v}{4L} = 3f_1$$

is called *first overtone*, since here, the frequency is three times the fundamental frequency it is called *third harmonic*.

The Figure 11.39 shows third mode of vibration having three nodes and three anti-nodes.



**Figure 11.39** Third mode of vibration having three nodes and three anti-nodes

We have,  $4L = 5\lambda_3$

$$L = \frac{5\lambda_3}{4} \text{ or } \lambda_3 = \frac{4L}{5}$$

The frequency

$$f_3 = \frac{v}{\lambda_3} = \frac{5v}{4L} = 5f_1$$

is called *second overtone*, and since  $n = 5$  here, this is called *fifth harmonic*. Hence, the closed organ pipe has only odd harmonics and frequency of the  $n^{\text{th}}$  harmonic is  $f_n = (2n+1)f_1$ . Therefore, the frequencies of harmonics are in the ratio

$$f_1 : f_2 : f_3 : f_4 : \dots = 1 : 3 : 5 : 7 : \dots \quad (11.76)$$

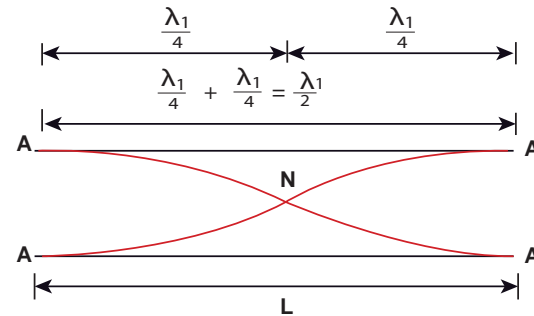
### (b) Open organ pipes:



**Figure 11.40** Flute is an example of open organ pipe

Consider the picture of a flute, shown in Figure 11.40. It is a pipe with both the ends open. At

both open ends, anti-nodes are formed. Let us consider the simplest mode of vibration of the air column called fundamental mode. Since anti-nodes are formed at the open end, a node is formed at the mid-point of the pipe.



**Figure 11.41** Antinodes are formed at the open end and a node is formed at the middle of the pipe.

From Figure 11.41, if  $L$  be the length of the tube, the wavelength of the wave produced is given by

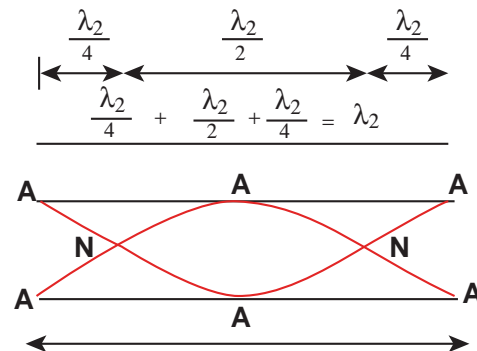
$$L = \frac{\lambda_1}{2} \text{ or } \lambda_1 = 2L \quad (11.77)$$

The frequency of the note emitted is

$$f_1 = \frac{v}{\lambda_1} = \frac{v}{2L} \quad (11.78)$$

which is called the *fundamental note*.

The frequencies higher than fundamental frequency can be produced by blowing air strongly at one of the open ends. Such frequencies are called overtones.



**Figure 11.42** Second mode of vibration in open pipes having two nodes and three anti-nodes



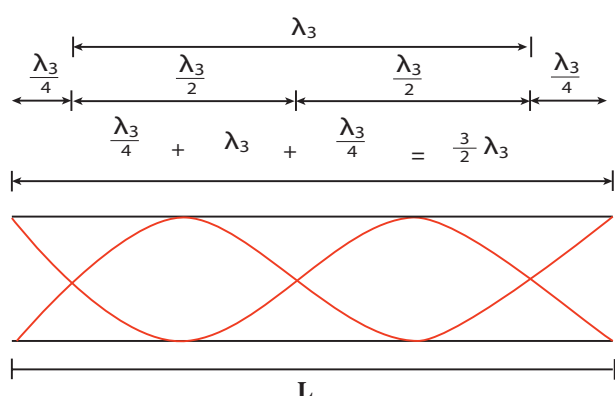
The Figure 11.42 shows the second mode of vibration in open pipes. It has two nodes and three anti-nodes, and therefore,

$$L = \lambda_2 \text{ or } \lambda_2 = L$$

The frequency

$$f_2 = \frac{v}{\lambda_2} = \frac{v}{L} = 2 \times \frac{v}{2L} = 2f_1$$

is called **first over tone**. Since  $n = 2$  here, it is called the **second harmonic**.



**Figure 11.43** Third mode of vibration having three nodes and four anti-nodes

The Figure 11.43 above shows the third mode of vibration having three nodes and four anti-nodes

$$L = \frac{3}{2} \lambda_3 \text{ or } \lambda_3 = \frac{2L}{3}$$

The frequency

$$f_3 = \frac{v}{\lambda_3} = \frac{3v}{2L} = 3f_1$$

is called **second over tone**. Since  $n = 3$  here, it is called the **third harmonic**.

Hence, the open organ pipe has all the harmonics and frequency of  $n^{\text{th}}$  harmonic is  $f_n = nf_1$ . Therefore, the frequencies of harmonics are in the ratio

$$f_1 : f_2 : f_3 : f_4 : \dots = 1 : 2 : 3 : 4 : \dots \quad (11.79)$$

### EXAMPLE 11.25

If a flute sounds a note with 450Hz, what are the frequencies of the second, third, and fourth harmonics of this pitch? If the clarinet sounds with a same note as 450Hz, then what are the frequencies of the lowest three harmonics produced?

#### Solution

For a flute which is an open pipe, we have

Second harmonics  $f_2 = 2f_1 = 900 \text{ Hz}$

Third harmonics  $f_3 = 3f_1 = 1350 \text{ Hz}$

Fourth harmonics  $f_4 = 4f_1 = 1800 \text{ Hz}$

For a clarinet which is a closed pipe, we have

Second harmonics  $f_2 = 3f_1 = 1350 \text{ Hz}$

Third harmonics  $f_3 = 5f_1 = 2250 \text{ Hz}$

Fourth harmonics  $f_4 = 7f_1 = 3150 \text{ Hz}$

### EXAMPLE 11.26

If the third harmonics of a closed organ pipe is equal to the fundamental frequency of an open organ pipe, compute the length of the open organ pipe if the length of the closed organ pipe is 30 cm.

#### Solution

Let  $l_2$  be the length of the open organ pipe, with  $l_1 = 30 \text{ cm}$  the length of the closed organ pipe.

It is given that the third harmonic of closed organ pipe is equal to the fundamental frequency of open organ pipe.

The third harmonic of a closed organ pipe is

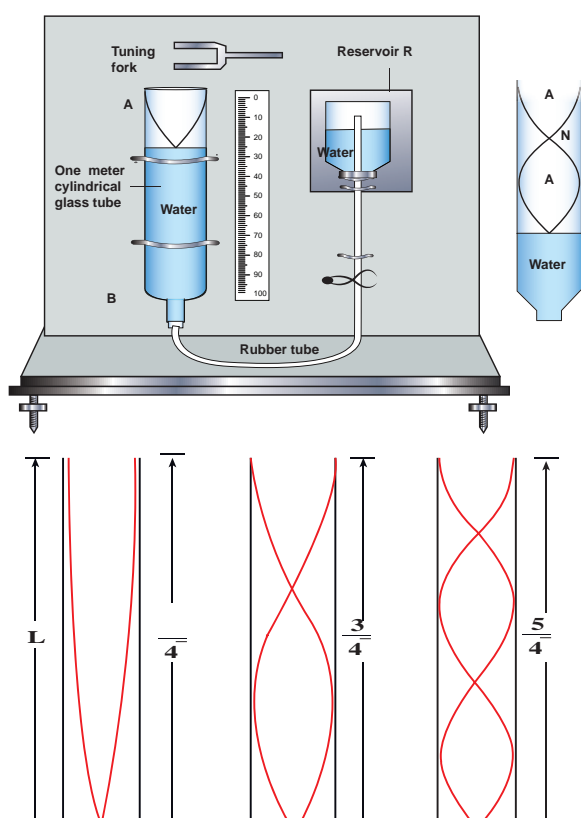
$$f_3 = \frac{3v}{4l_1} = 3f_1$$

The fundamental frequency of open organ pipe is  $f_1 = \frac{v}{\lambda_1} = \frac{v}{2l_2}$

Therefore,

$$\frac{v}{2l_2} = \frac{3v}{4l_1} \Rightarrow l_2 = \frac{2l_1}{3} = 20 \text{ cm}$$

### 11.10.1 Resonance air column apparatus



**Figure 11.44:** The resonance air column apparatus and first, second and third resonance

The resonance air column apparatus is one of the simplest techniques to measure the speed of sound in air at room temperature. It consists of a cylindrical glass tube of one meter length whose one end A is open and another end B is connected to the water reservoir R through a rubber tube as shown in Figure 11.44. This cylindrical glass tube is mounted on a vertical stand with a scale attached to it. The tube is partially filled with

water and the water level can be adjusted by raising or lowering the water in the reservoir R. The surface of the water will act as a closed end and other as the open end. Therefore, it behaves like a closed organ pipe, forming nodes at the surface of water and antinodes at the closed end. When a vibrating tuning fork is brought near the open end of the tube, longitudinal waves are formed inside the air column. These waves move downward as shown in Figure 11.44, and reach the surfaces of water and get reflected and produce standing waves. The length of the air column is varied by changing the water level until a loud sound is produced in the air column. At this particular length the frequency of waves in the air column resonates with the frequency of the tuning fork (natural frequency of the tuning fork). At resonance, the frequency of sound waves produced is equal to the frequency of the tuning fork. This will occur only when the length of air column is proportional to  $\left(\frac{1}{4}\right)^{\text{th}}$  of the wavelength of the sound waves produced.

Let the first resonance occur at length  $L_1$ , then

$$\frac{1}{4} \lambda = L_1 \quad (11.80)$$

But since the antinodes are not exactly formed at the open end, we have to include a correction, called end correction  $e$ , by assuming that the antinode is formed at some small distance above the open end. Including this end correction, the first resonance is

$$\frac{1}{4} \lambda = L_1 + e \quad (11.81)$$

Now the length of the air column is increased to get the second resonance. Let  $L_2$  be the length at which the second resonance occurs. Again taking end correction into account, we have

$$\frac{3}{4} \lambda = L_2 + e \quad (11.82)$$

In order to avoid end correction, let us take the difference of equation (11.82) and equation (11.81), we get

$$\begin{aligned} \frac{3}{4} \lambda - \frac{1}{4} \lambda &= (L_2 + e) - (L_1 + e) \\ \Rightarrow \frac{1}{2} \lambda &= L_2 - L_1 = \Delta L \\ \Rightarrow \lambda &= 2\Delta L \end{aligned}$$

The speed of the sound in air at room temperature can be computed by using the formula

$$v = f\lambda = 2f\Delta L$$

Further, to compute the end correction, we use equation (11.81) and equation (11.82), we get

$$e = \frac{L_2 - 3L_1}{2}$$

### EXAMPLE 11.27

A frequency generator with fixed frequency of 343 Hz is allowed to vibrate above a 1.0 m high tube. A pump is switched on to fill the water slowly in the tube. In order to get resonance, what must be the minimum height of the water? (speed of sound in air is 343 m s<sup>-1</sup>)

#### Solution

$$\begin{aligned} \text{The wavelength, } \lambda &= \frac{v}{f} \\ \lambda &= \frac{343 \text{ m s}^{-1}}{343 \text{ Hz}} = 1.0 \text{ m} \end{aligned}$$

Let the length of the resonant columns be  $L_1$ ,  $L_2$  and  $L_3$ . The first resonance occurs at length  $L_1$

$$L_1 = \frac{\lambda}{4} = \frac{1}{4} = 0.25 \text{ m}$$

The second resonance occurs at length  $L_2$

$$L_2 = \frac{3\lambda}{4} = \frac{3}{4} = 0.75 \text{ m}$$

The third resonance occurs at length

$$L_3 = \frac{5\lambda}{4} = \frac{5}{4} = 1.25 \text{ m}$$

and so on.

Since total length of the tube is 1.0 m the third and other higher resonances do not occur. Therefore, the minimum height of water  $H_{\min}$  for resonance is,

$$H_{\min} = 1.0 \text{ m} - 0.75 \text{ m} = 0.25 \text{ m}$$

### EXAMPLE 11.28

A student performed an experiment to determine the speed of sound in air using the resonance column method. The length of the air column that resonates in the fundamental mode with a tuning fork is 0.2 m. If the length is varied such that the same tuning fork resonates with the first overtone at 0.7 m. Calculate the end correction.

#### Solution

End correction

$$e = \frac{L_2 - 3L_1}{2} = \frac{0.7 - 3(0.2)}{2} = 0.05 \text{ m}$$

### EXAMPLE 11.29

Consider a tuning fork which is used to produce resonance in an air column. A resonance air column is a glass tube whose length can be adjusted by a variable piston. At room temperature, the two successive resonances observed are at 20 cm and 85 cm of the column length. If the frequency of the length is 256 Hz, compute the velocity of the sound in air at room temperature.

### Solution

Given two successive length (resonance) to be  $L_1 = 20 \text{ cm}$  and  $L_2 = 85 \text{ cm}$

The frequency is  $f = 256 \text{ Hz}$

$$\begin{aligned}v &= f\lambda = 2f\Delta L = 2f(L_2 - L_1) \\&= 2 \times 256 \times (85 - 20) \times 10^{-2} \text{ m s}^{-1} \\v &= 332.8 \text{ m s}^{-1}\end{aligned}$$

## 11.11

### DOPPLER EFFECT

Imagine that you are standing on a railway platform and listening to the blowing whistle of a train moving past you, the pitch (or frequency) of the sound you listen as the train approaches you is higher than the pitch you listen as it moves away from you. This is an example of Doppler effect.

This effect occurs due to the relative motion between the source of sound and its listener. This motion-related frequency change was first observed and studied by Johann Christian Doppler (1803–1853), an Austrian Mathematician and Physicist.

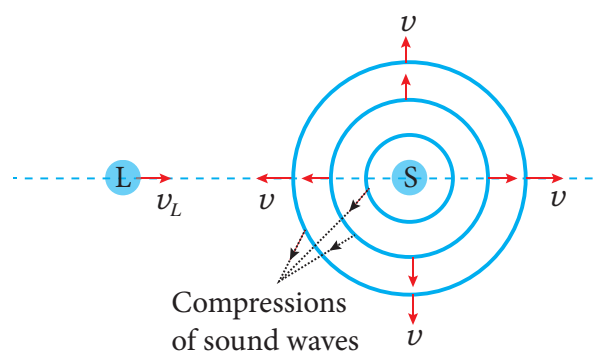
**Whenever there is a relative motion between the source of sound and the listener, the frequency of the sound observed by the listener is different from the frequency produced by the source. This is known as Doppler effect.**

The Doppler effect is a wave phenomenon. Therefore, it occurs not only for sound waves but for any wave such as light and other electromagnetic waves. Here, we will discuss different cases of Doppler effect for sound and derive the expression for the frequency observed by the listener.

**Stationary observer and stationary source means the observer and source are both at rest with respect to medium respectively**

#### i) Observed frequency: Stationary source and Moving listener

Consider a point source  $S$  of sound at rest with respect to the medium (air) in which it is kept. The medium is assumed to be uniform and is also at rest. The source emits sound waves of frequency  $f$  and wavelength  $\lambda$ .



**Figure 11.45** Listener moves toward the stationary source

Sound waves travel with the same speed  $v$  in all directions radially away from the source in the form of spherical waves. The compressions (or wavefronts) of sound waves are represented by concentric circles in the Figure 11.45. The distance between two successive compressions is equal to its wavelength  $\lambda$  and the frequency of the wave is given by

$$f = \frac{v}{\lambda} \quad (11.83)$$

When the listener  $L$  is stationary, there is no relative motion between the source and the listener. Since  $v$  and  $\lambda$  remain unchanged, the frequency of sound observed by the listener is the same as the source frequency  $f$ .

Now the listener moves directly toward the stationary source (Figure 11.45). If  $v_L$  is the speed of the listener, then the relative speed of sound with respect to the listener becomes  $v' = v + v_L$ . Since the wavelength remains unchanged (because the source is stationary), the frequency of sound observed by the listener is changed and the observed frequency  $f'$  is given by

$$f' = \frac{v'}{\lambda} = \frac{v + v_L}{\lambda}$$

Using the equation (11.83),

$$f' = \left( \frac{v + v_L}{v} \right) f \quad (11.84)$$

(listener moving toward the source)

Thus, the observed frequency is greater than the source frequency when the listener moves toward the stationary source.

If the listener is moving away from the stationary source, the observed frequency can be obtained from equation (11.84) by taking negative value for  $v_L$ . It is given by

$$f' = \left( \frac{v + (-v_L)}{v} \right) f$$

$$f' = \left( \frac{v - v_L}{v} \right) f \quad (11.85)$$

(listener moving away from the source)

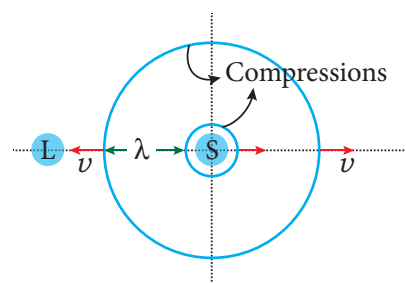
Thus, the observed frequency is less than the source frequency when the listener is moving away from the stationary source.

## ii) Observed frequency: Moving source and stationary listener

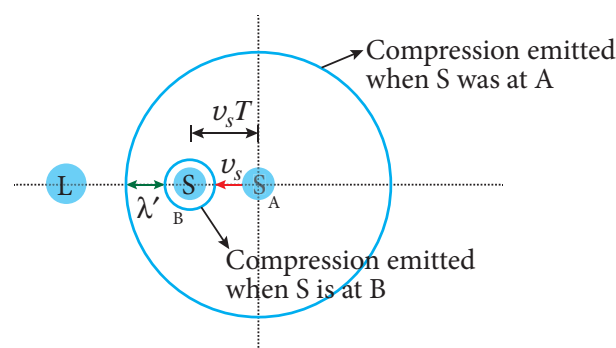
Assume that both the source S and the listener L are at rest as shown in Figure 11.46a. Two successive compressions are

also shown and are represented by two concentric circles. The second compression has just been emitted and is still near the source. The distance between two successive compressions is the wavelength  $\lambda$  of the sound. Since  $f$  is the frequency of the source, then the time between emissions of compressions is

$$T = \frac{1}{f} = \frac{\lambda}{v}$$



(a) Source at rest



(b) Source moving

**Figure 11.46** Source moves toward the stationary listener

Now the listener is stationary and the source moves directly toward the listener (Figure 11.46(b)). Let the speed of the source be  $v_s$  which is less than the speed of sound  $v$ .

In a time  $T$ , the first compression travels a distance  $vT = \lambda$  and the source moves a distance  $v_s T$ . As a result, the distance between two successive compressions is decreased from  $\lambda$  to  $\lambda' = \lambda - v_s T$ . Therefore, the wavelength observed by the listener is given by





$$\lambda' = \lambda - v_s T = \lambda - \left( \frac{v_s}{f} \right)$$

The observed frequency is then given by

$$f' = \frac{v}{\lambda'} = \frac{v}{\lambda - \left( \frac{v_s}{f} \right)}$$
$$= \frac{v}{\left( \frac{v}{f} \right) - \left( \frac{v_s}{f} \right)}$$

$$f' = \left( \frac{v}{v - v_s} \right) f \quad (11.86)$$

(source moving toward the listener)

Thus, whenever the source moves toward the stationary listener, the observed frequency is greater than the source frequency.

If the source is moving away from the stationary listener, the observed frequency can be obtained from equation (11.86) by taking negative value for  $v_s$ . It is given by

$$f' = \left( \frac{v}{v - (-v_s)} \right) f$$

$$f' = \left( \frac{v}{v + v_s} \right) f \quad (11.87)$$

(source moving away from the listener)

Thus, the observed frequency is less than the source frequency when the source is moving away from the stationary listener.

### iii) Observed frequency: Both source and listener moving

When both source and listener are moving, the observed frequency is obtained by combining equations (11.84) and (11.86).

$$f' = \left( \frac{v + v_L}{v - v_s} \right) f \quad (11.88)$$

The sign convention we used here is that both  $v_s$  and  $v_L$  take positive values if the source or the listener moves toward the other. Likewise, they are negative when the source or the listener moves away from the other.

The observed frequency for different situations of relative motion between the source and the listener is consolidated in Table 11.4.



#### Note

It is important to note that the change in frequency occurs either due to the change in speed of sound (when the listener moves and source at rest) or due to the change in wavelength of sound (when the source moves and observer at rest).

If both source and listener move, the change in frequency occurs due to both the change in speed of sound and the change in wavelength of sound wave.



Suppose the source moves faster than sound (that is, the source is supersonic), the equations (11.84) and (11.86) for observed frequency will become invalid and a stationary listener in front of the source hears no sound as the sound waves are at the rear of the source.

At such speeds, the newly produced waves and the old waves interfere constructively which leads to very large amplitude of sound, called a 'sonic boom' or 'shock wave'.

**Table 11.4:** Observed frequency for different situations

S.No.	Situation	Observed frequency
1	L moves toward the stationary S	$f' = \left( \frac{v + v_L}{v} \right) f$
2	L moves away from the stationary S	$f' = \left( \frac{v - v_L}{v} \right) f$
3	S moves toward the stationary L	$f' = \left( \frac{v}{v - v_s} \right) f$
4	S moves away from the stationary L	$f' = \left( \frac{v}{v + v_s} \right) f$
5	S and L move toward each other	$f' = \left( \frac{v + v_L}{v - v_s} \right) f$
6	S and L recede from each other	$f' = \left( \frac{v - v_L}{v + v_s} \right) f$
7	S chases the L	$f' = \left( \frac{v - v_L}{v - v_s} \right) f$
8	L chases the S	$f' = \left( \frac{v + v_L}{v + v_s} \right) f$
9	S and L move toward each other and the medium also moves in the direction of sound with speed $v_m$	$f' = \left( \frac{(v + v_m) + v_L}{(v + v_m) - v_s} \right) f$

**Note**

Doppler effect in sound is asymmetric while that in light is symmetric.

The observed frequency of sound when the source moves toward stationary listener and the observed frequency when the listener moves toward stationary source with the same speed are not equal. Although the relative speed is same in both the cases, observed frequency is different. Hence, we say that the

Doppler effect in sound is asymmetric. The reason is that sound wave requires a medium for its propagation and it has its speed with respect to that medium.

But in the case of light and other electromagnetic radiations, the observed frequency is the same in both abovesaid cases. Therefore, Doppler effect in light and other electromagnetic waves is symmetric because the propagation of light is independent of the medium.



### EXAMPLE 11.30

A sound of frequency 1500 Hz is emitted by a source which moves away from an observer and moves towards a cliff at a speed of  $6 \text{ ms}^{-1}$ .

- (a) Calculate the frequency of the sound which is coming directly from the source.
- (b) Compute the frequency of sound heard by the observer reflected off the cliff. Assume the speed of sound in air is  $330 \text{ m s}^{-1}$ .

#### Solution

- (a) Source is moving away and observer is stationary, therefore, the frequency of sound heard directly from source is

$$f' = \left[ \frac{v}{v + v_s} \right] f = \left[ \frac{330}{330 + 6} \right] \times 1500 = 1473 \text{ Hz}$$

- (b) Sound is reflected from the cliff and reaches observer, therefore,

$$f' = \left[ \frac{v}{v - v_s} \right] f = \left[ \frac{330}{330 - 6} \right] \times 1500 = 1528 \text{ Hz}$$

### EXAMPLE 11.31

An observer observes two moving trains, one reaching the station and other leaving the station with equal speeds of  $8 \text{ m s}^{-1}$ . If each train sounds its whistles with frequency 240 Hz, then calculate the number of beats heard by the observer.

#### Solution:

Observer is stationary

- (i) Source (train) is moving towards an observer:

The observed frequency due to train arriving station is

$$f_{in} = \left[ \frac{v}{v - v_s} \right] f = \left[ \frac{330}{330 - 8} \right] \times 240 = 246 \text{ Hz}$$

- (ii) Source (train) is moving away from an observer:

The observed frequency due to train leaving station is

$$f_{out} = \left[ \frac{v}{v + v_s} \right] f = \left[ \frac{330}{330 + 8} \right] \times 240 = 234 \text{ Hz}$$

So the number of beats =  $|f_{in} - f_{out}| = (246 - 234) = 12$

## SUMMARY

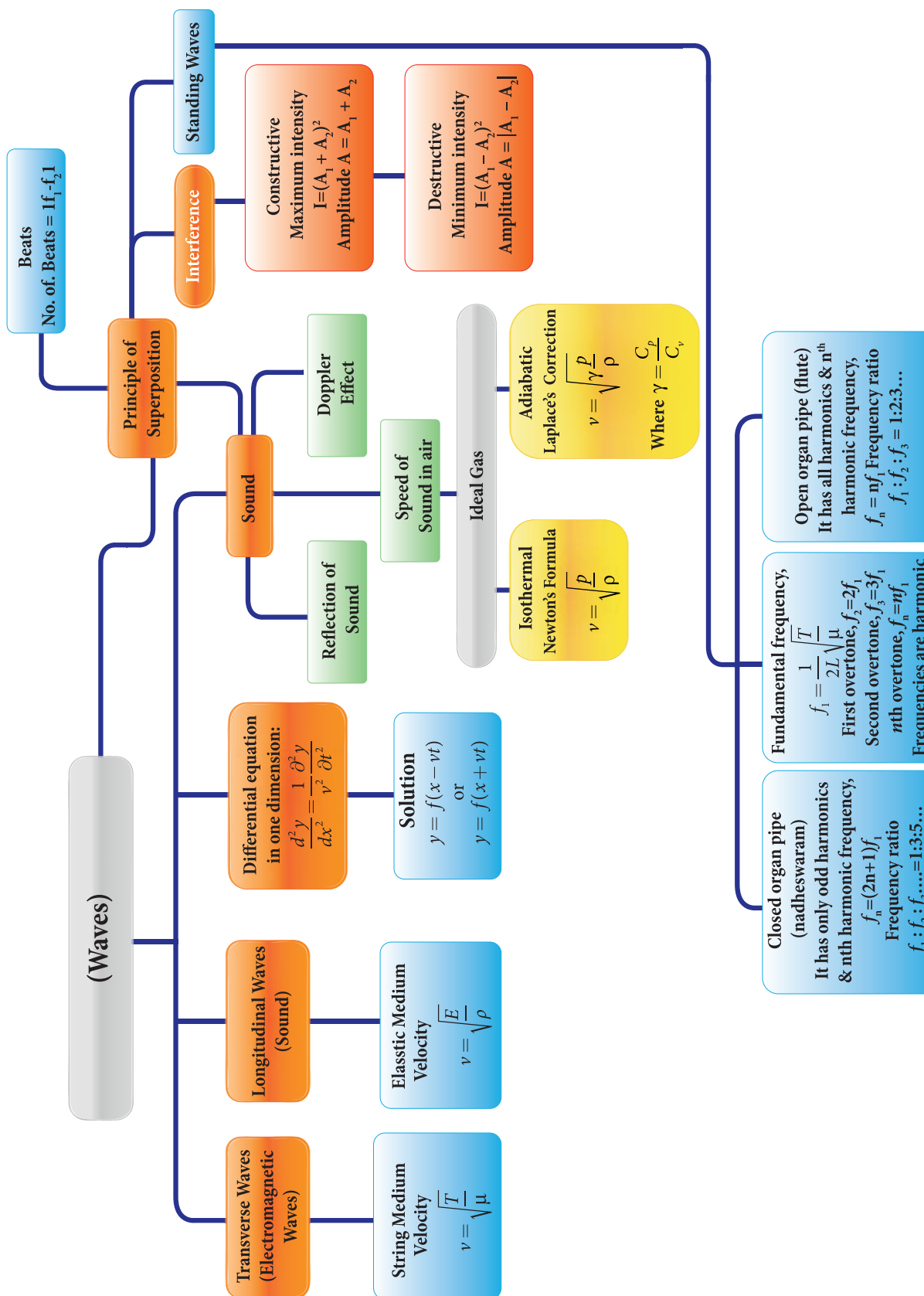
- A disturbance which carries energy and momentum from one point in space to another point in space without the transfer of medium is known as a wave.
- The waves which require medium for their propagation are known as mechanical waves.
- The waves which do not require medium for their propagation are known as non-mechanical waves.
- For a transverse wave, the vibration of particles in a medium is perpendicular to the direction of propagation of the wave.
- For a longitudinal wave, the vibration of particles in a medium is parallel to the direction of propagation of the wave.
- Elasticity and inertia are necessary properties of the medium for wave propagation.
- Waves formed in still water (ripples) are transverse and wave formed due to vibration of tuning fork is longitudinal.
- The distance between two consecutive crests or troughs is known as wavelength,  $\lambda$ .
- The number of waves which crossed a point per second is known as frequency,  $f$ .
- The time taken by one wave to cross a point is known as time period,  $T$ .
- velocity of the wave is  $v = \lambda f$ .
- Frequency is source dependent and wave velocity is medium dependent.
- The velocity of a transverse wave produce in a stretched string depends on tension in the string and mass per unit length. It does not depend on shape of the wave form.
- Velocity of transverse wave on a string is  $v = \sqrt{\frac{T}{\mu}} \text{ ms}^{-1}$ .
- Velocity of longitudinal wave in an elastic medium is  $v = \sqrt{\frac{E}{\rho}} \text{ ms}^{-1}$ .
- The minimum distance from a sound reflecting wall to hear an echo at  $20^\circ\text{C}$  is 17.2 meters.
- The wave equation is  $\frac{\partial^2 y}{\partial x^2} = \frac{1}{v^2} \frac{\partial^2 y}{\partial t^2}$  in one dimension.
- Wave number is given by  $k = \frac{2\pi}{\lambda} \text{ rad m}^{-1}$ .
- During interference the resultant intensity is  $I = I_1 + I_2 + 2\sqrt{I_1 I_2} \cos \varphi$ , where the intensity is square of the amplitude  $I = A^2$ .  
 For constructive interference,  $I_{\text{maximum}} = (\sqrt{I_1} + \sqrt{I_2})^2 = (A_1 + A_2)^2$ .  
 For destructive interference,  $I_{\text{minimum}} = (\sqrt{I_1} - \sqrt{I_2})^2 = (A_1 - A_2)^2$ .
- When we superimpose two or more waves with slightly different frequencies then a sound of periodically varying amplitude at a point is observed. This phenomenon is known as beats. The number of amplitude maxima per second is called beat frequency.

## SUMMARY (cont.)

- If natural frequencies are written as integral multiples of fundamental frequency, then the frequencies are said to be in harmonics. Thus, the first harmonic is  $\nu_1 = \nu_1$ , (the fundamental frequency is called first harmonics), the second harmonics is  $\nu_2 = 2 \nu_1$ , the third harmonics is  $\nu_3 = 3 \nu_1$ , and so on.
- *Loudness of sound* is defined as “the degree of sensation of sound produced in the ear or the perception of sound by the listener”.
- *The intensity of sound* is defined as “the sound power transmitted per unit area placed normal to the propagation of sound wave”.
- Sound intensity level,  $\Delta L = 10 \log_{10} \frac{I_1}{I_0}$  decibel.
- A closed organ pipe has only odd harmonics and the corresponding frequency of the  $n^{\text{th}}$  harmonic is  $f_n = (2n + 1) f_1$ .
- In a closed organ pipe the frequencies of harmonics are in the ratio
$$f_1 : f_2 : f_3 : f_4 : \dots = 1 : 3 : 5 : 7 : \dots$$
- The open organ pipe has all harmonics and frequency of the  $n^{\text{th}}$  harmonic is  $f_n = n f_1$ .
- In the open organ pipe the frequencies of harmonics are in the ratio
$$f_1 : f_2 : f_3 : f_4 : \dots = 1 : 2 : 3 : 4 : \dots$$
- Whenever there is a relative motion between the source of sound and the listener, the frequency of the sound observed by the listener is different from the frequency produced by the source. This is known as Doppler effect.



# CONCEPT MAP





## EVALUATION

### I. Multiple Choice Questions:

1. A student tunes his guitar by striking a 120 Hertz with a tuning fork, and simultaneously plays the 4<sup>th</sup> string on his guitar. By keen observation, he hears the amplitude of the combined sound oscillating thrice per second. Which of the following frequencies is the most likely the frequency of the 4<sup>th</sup> string on his guitar?.

a) 130                      b) 117  
c) 110                      d) 120

2. A transverse wave moves from a medium A to a medium B. In medium A, the velocity of the transverse wave is  $500 \text{ ms}^{-1}$  and the wavelength is 5 m. The frequency and the wavelength of the wave in medium B when its velocity is  $600 \text{ ms}^{-1}$ , respectively are

a) 120 Hz and 5 m  
b) 100 Hz and 5 m  
c) 120 Hz and 6 m  
d) 100 Hz and 6 m

3. For a particular tube, among six harmonic frequencies below 1000 Hz, only four harmonic frequencies are given : 300 Hz, 600 Hz, 750 Hz and 900 Hz. What are the two other frequencies missing from this list?.

a) 100 Hz, 150 Hz  
b) 150 Hz, 450 Hz  
c) 450 Hz, 700 Hz  
d) 700 Hz, 800 Hz

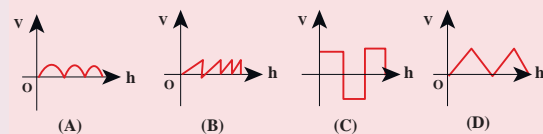


4. Which of the following options is correct?.

A	B
(1) Quality	(A) Intensity
(2) Pitch	(B) Waveform
(3) Loudness	(C) Frequency

Options for (1), (2) and (3), respectively are

- a) (B),(C) and (A)  
b) (C), (A) and (B)  
c) (A), (B) and (C)  
d) (B), (A) and (C)
5. Compare the velocities of the wave forms given below, and choose the correct option.



where,  $v_A$ ,  $v_B$ ,  $v_C$  and  $v_D$  are velocities given in (A), (B), (C) and (D), respectively.

- a)  $v_A > v_B > v_D > v_C$   
b)  $v_A < v_B < v_D < v_C$   
c)  $v_A = v_B = v_D = v_C$   
d)  $v_A > v_B = v_D > v_C$
6. A sound wave whose frequency is 5000 Hz travels in air and then hits the water surface. The ratio of its wavelengths in water and air is
- a) 4.30                      b) 0.23  
c) 5.30                      d) 1.23
7. A person standing between two parallel hills fires a gun and hears the first echo

after  $t_1$  sec and the second echo after  $t_2$  sec. The distance between the two hills is

- a)  $\frac{v(t_1 - t_2)}{2}$                       b)  $\frac{v(t_1 t_2)}{2(t_1 + t_2)}$   
c)  $v(t_1 + t_2)$                       d)  $\frac{v(t_1 + t_2)}{2}$

8. An air column in a pipe which is closed at one end, will be in resonance with the vibrating body of frequency 83 Hz. Then the length of the air column is

- a) 1.5 m                      (b) 0.5 m  
(c) 1.0 m                      (d) 2.0 m

9. The displacement  $y$  of a wave travelling in the  $x$  direction is given by  $y = (2 \times 10^{-3}) \sin(300t - 2x + \frac{\pi}{4})$ , where  $x$  and  $y$  are measured in metres and  $t$  in second. The speed of the wave is

- (a)  $150 \text{ ms}^{-1}$                       (b)  $300 \text{ ms}^{-1}$   
(c)  $450 \text{ ms}^{-1}$                       (d)  $600 \text{ ms}^{-1}$

10. Consider two uniform wires vibrating simultaneously in their fundamental notes. The tensions, densities, lengths and diameter of the two wires are in the ratio 8 : 1, 1 : 2,  $x$  :  $y$  and 4 : 1 respectively. If the note of the higher pitch has a frequency of 360 Hz and the number of beats produced per second is 10, then the value of  $x$  :  $y$  is

- (a) 36 : 35  
(b) 35 : 36  
(c) 1 : 1  
(d) 1 : 2

11. Which of the following represents a wave

- (a)  $(x - vt)^3$                       (b)  $x(x + vt)$   
(c)  $\frac{1}{(x + vt)}$                       (d)  $\sin(x + vt)$

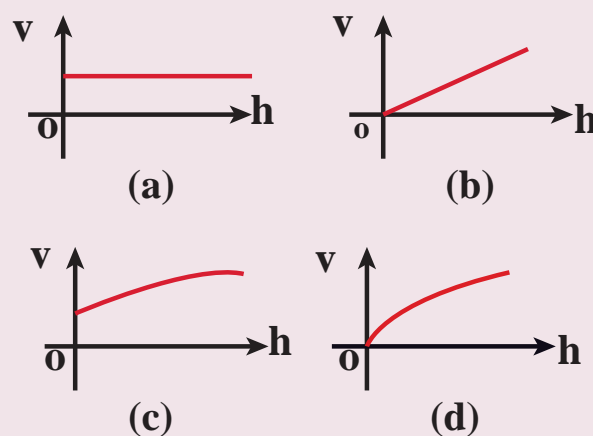
12. A man sitting on a swing which is moving to an angle of  $60^\circ$  from the vertical is blowing a whistle which has a frequency of 2.0 kHz. The whistle is 2.0 m from the fixed support point of the swing. A sound detector which detects the whistle sound is kept in front of the swing. The maximum frequency the sound detector detected is

- (a) 2.027 kHz                      (b) 1.974 kHz  
(c) 9.74 kHz                      (d) 1.011 kHz

13. Let  $y = \frac{1}{1 + x^2}$  at  $t = 0$  s be the amplitude of the wave propagating in the positive  $x$ -direction. At  $t = 2$  s, the amplitude of the wave propagating becomes  $y = \frac{1}{1 + (x - 2)^2}$ . Assume that the shape of the wave does not change during propagation. The velocity of the wave is

- (a)  $0.5 \text{ m s}^{-1}$                       (b)  $1.0 \text{ m s}^{-1}$   
(c)  $1.5 \text{ m s}^{-1}$                       (d)  $2.0 \text{ m s}^{-1}$

14. A uniform rope having mass  $m$  hangs vertically from a rigid support. A transverse wave pulse is produced at the lower end. Which of the following plots shows the correct variation of speed  $v$  with height  $h$  from the lower end?



15. An organ pipe A closed at one end is allowed to vibrate in its first harmonic and another pipe B open at both ends is allowed to vibrate in its third harmonic. Both A and B are in resonance with a given tuning fork. The ratio of the length of A and B is

- (a)  $\frac{8}{3}$  (b)  $\frac{3}{8}$   
(c)  $\frac{1}{6}$  (d)  $\frac{1}{3}$

**Answers:**

- 1) b      2) d      3) b      4) a  
5) c      6) a      7) d      8) c  
9) a      10) a      11) d      12) a  
13) b      14) d      15) c

## II. Short Answer Questions

- What is meant by waves?.
- Write down the types of waves.
- What are transverse waves? Give one example.
- What are longitudinal waves? Give one example.
- Define wavelength.
- Write down the relation between frequency, wavelength and velocity of a wave.
- What is meant by interference of waves?.
- Explain the beat phenomenon.
- Define intensity of sound and loudness of sound.
- Explain Doppler Effect.
- Explain red shift and blue shift in Doppler Effect.
- What is meant by end correction in resonance air column apparatus?
- Sketch the function  $y = x + a$ . Explain your sketch.
- Write down the factors affecting velocity of sound in gases.
- What is meant by an echo? Explain.

## III. Long Answer Questions

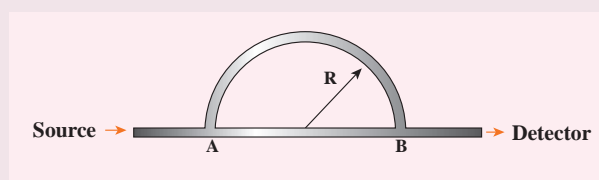
- Discuss how ripples are formed in still water.
- Briefly explain the difference between travelling waves and standing waves.
- Show that the velocity of a travelling wave produced in a string is  $v = \sqrt{\frac{T}{\mu}}$
- Describe Newton's formula for velocity of sound waves in air and also discuss the Laplace's correction.
- Write short notes on reflection of sound waves from plane and curved surfaces.
- Briefly explain the concept of superposition principle.
- Explain how the interference of waves is formed.
- Describe the formation of beats.
- What are stationary waves? Explain the formation of stationary waves and also write down the characteristics of stationary waves.
- Discuss the law of transverse vibrations in stretched strings.
- Explain the concepts of fundamental frequency, harmonics and overtones in detail.
- What is a sonometer? Give its construction and working. Explain how to determine the frequency of tuning fork using sonometer.

13. Write short notes on intensity and loudness.
14. Explain how overtones are produced in a
  - (a) Closed organ pipe
  - (b) Open organ pipe
15. How will you determine the velocity of sound using resonance air column apparatus?
16. What is meant by Doppler effect?. Discuss the following cases
  - (1) Source in motion and Observer at rest
    - (a) Source moves towards observer
    - (b) Source moves away from the observer
  - (2) Observer in motion and Source at rest.
    - (a) Observer moves towards Source
    - (b) Observer resides away from the Source
  - (3) Both are in motion
    - (a) Source and Observer approach each other
    - (b) Source and Observer resides from each other
    - (c) Source chases Observer
    - (d) Observer chases Source

#### IV. Numerical Problems

1. The speed of a wave in a certain medium is 900 m/s. If 3000 waves pass over a certain point of the medium in 2 minutes, then compute its wavelength?. **Answer :**  $\lambda = 36 \text{ m}$

2. Consider a mixture of 2 mol of helium and 4 mol of oxygen. Compute the speed of sound in this gas mixture at 300 K. **Answer :**  $400.9 \text{ ms}^{-1}$
3. A ship in a sea sends SONAR waves straight down into the seawater from the bottom of the ship. The signal reflects from the deep bottom bed rock and returns to the ship after 3.5 s. After the ship moves to 100 km it sends another signal which returns back after 2s. Calculate the depth of the sea in each case and also compute the difference in height between two cases. **Answer :**  $\Delta d = 1149.75 \text{ m}$
4. A sound wave is transmitted into a tube as shown in figure. The sound wave splits into two waves at the point A which recombine at point B. Let R be the radius of the semi-circle which is varied until the first minimum. Calculate the radius of the semi-circle if the wavelength of the sound is 50.0 m. **Answer :**  $R = 21.9 \text{ m}$



5. N tuning forks are arranged in order of increasing frequency and any two successive tuning forks give n beats per second when sounded together. If the last fork gives double the frequency of the first (called as octave), Show that the frequency of the first tuning fork is  $f = (N-1)n$ .
6. Let the source propagate a sound wave whose intensity at a point (initially) be I. Suppose we consider a case when the amplitude of the sound wave is



doubled and the frequency is reduced to one-fourth. Calculate now the new intensity of sound at the same point ?.

**Answer:**  $I_{\text{new}} \propto \frac{1}{4} I_{\text{old}}$ .

7. Consider two organ pipes of same length in which one organ pipe is closed and another organ pipe is open. If the fundamental frequency of closed pipe is 250 Hz. Calculate the fundamental frequency of the open pipe.

**Answer:** 500Hz

8. A police in a siren car moving with a velocity  $20 \text{ ms}^{-1}$  chases a thief who is moving in a car with a velocity  $v_0 \text{ ms}^{-1}$ . The police car sounds at frequency 300Hz, and both of them move towards a stationary siren of frequency 400Hz. Calculate the speed in which thief is moving. (Assume the thief does not observe any beat)

**Answer:**  $v_{\text{thief}} = 10 \text{ m s}^{-1}$

9. Consider the following function

(a)  $y = x^2 + 2 \alpha t x$

(b)  $y = (x + vt)^2$

which among the above function can be characterized as a wave ?.

**Answer:** (a) function is not describing wave  
(b) satisfies wave equation.

## V. Conceptual Questions

1. Why is it that transverse waves cannot be produced in a gas?. Can the transverse waves can be produced in solids and liquids?
2. Why is the roar of our national animal different from the sound of a mosquito?
3. A sound source and listener are both stationary and a strong wind is blowing. Is there a Doppler effect?
4. In an empty room why is it that a tone sounds louder than in the room having things like furniture etc.
5. How do animals sense impending danger of hurricane?
6. Is it possible to realize whether a vessel kept under the tap is about to fill with water?

## BOOKS FOR REFERENCE

1. Vibrations and Waves – A. P. French, CBS publisher and Distributors Pvt. Ltd.
2. Concepts of Physics – H. C. Verma, Volume 1 and Volume 2, Bharati Bhawan Publisher
3. Halliday, Resnick and Walker, Fundamentals of Physics, Wiley Publishers, 10<sup>th</sup> edition
4. Serway and Jewett, Physics for scientist and engineers with modern physics, Brook/Cole publishers, Eighth edition



## ICT CORNER

### Waves

Through this activity you will be able to learn about the wave motion.



#### STEPS:

- Use the URL or scan the QR code to open 'PhET' simulation on 'waves on a string'. Click the play button.
- In the activity window a diagram of string is given. Click the play icon to see the motion of wave.
- We can see the 'oscillations' and 'pulse' by selecting on the table given in the left side window and by changing the 'amplitude' and 'frequency' is given below.
- By selecting the 'end types' on the right side window and repeat the same as before.

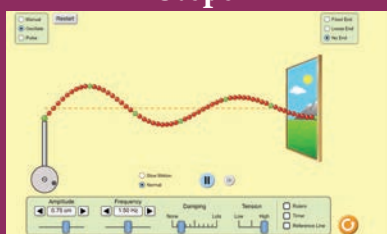
Step1



Step2



Step3



Step4



#### URL:

<https://phet.colorado.edu/en/simulation/wave-on-a-string>

\* Pictures are indicative only.

\* If browser requires, allow **Flash Player** or **Java Script** to load the page.



B163\_11\_Phy\_EM



**Higher Secondary First Year**

**PHYSICS**

**PRACTICAL**



## LIST OF PRACTICALS

1. Moment of Inertia of solid sphere of known mass using Vernier caliper
2. Non-uniform bending – verification of relation between the load and the depression using pin and microscope
3. Spring constant of a spring
4. Acceleration due to gravity using simple pendulum
5. Velocity of sound in air using resonance column
6. Viscosity of a liquid by Stoke's method
7. Surface tension by capillary rise method
8. Verification of Newton's law of cooling using calorimeter
9. Study of relation between the frequency and length of a given wire under constant tension using sonometer
10. Study of relation between length of a given wire and tension for constant frequency using sonometer
11. Verification of parallelogram law of forces (Demonstration only- not for examination)
12. Determination of density of a material of wire using screw gauge and physical balance (Demonstration only- Not for examination).

Note: Students should be instructed to perform the experiments given in ICT corner at the end of each unit of Volume 1. (Self study only- Not for examination)



# 1. MOMENT OF INERTIA OF A SOLID SPHERE OF KNOWN MASS USING VERNIER CALIPER

**AIM** To determine the moment of inertia of a solid sphere of known mass using Vernier caliper

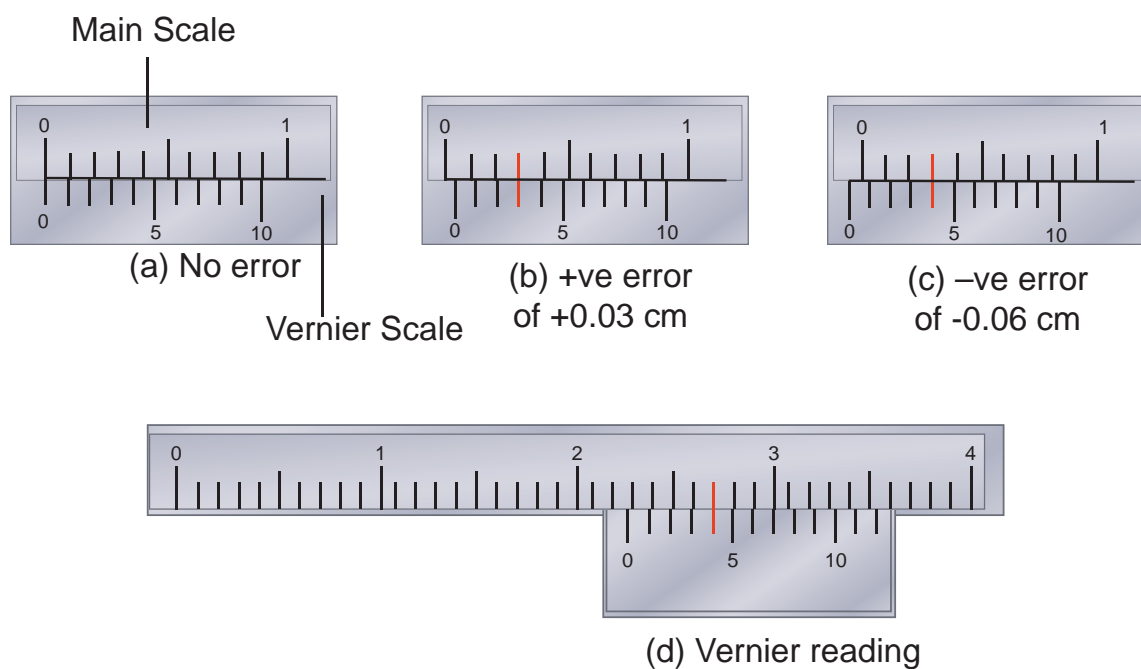
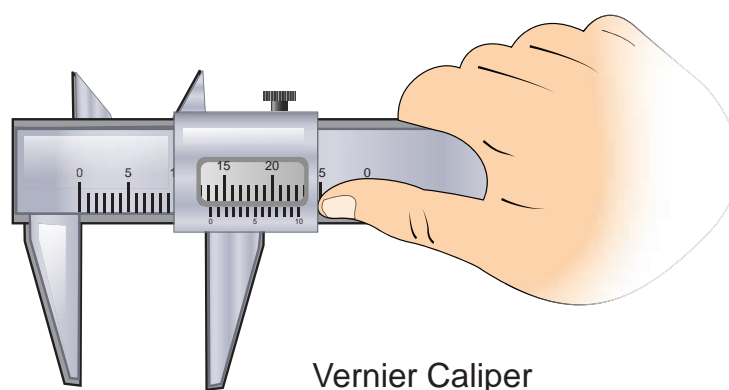
**APPARATUS REQUIRED** Vernier caliper, Solid sphere

**FORMULA** Moment of inertia of a solid sphere about its diameter  $I_d = \frac{2}{5} MR^2 \text{ kgm}^2$

Where  $M \leftarrow$  Mass of the sphere ( known value to be given ) in kg

$R \leftarrow$  Radius of the sphere in metre

**DIAGRAM**



A model reading

MSR = 2.2 cm ; VSC = 4 divisions;

Reading =  $[2.2 \text{ cm} + (4 \times 0.01 \text{ cm})] = 2.24 \text{ cm}$



## PROCEDURE

- The Vernier caliper is checked for zero errors and error if found is to be noted.
- The sphere is kept in between the jaws of the Vernier caliper and the main scale reading (MSR) is noted.
- Vernier scale division which coincides with some main scale division (VSC) is noted. Multiply this VSC by least count (LC) gives Vernier scale reading (VSR).
- Add MSR with VSR. This will be the diameter of the sphere.
- Observations are to be recorded for different positions of the sphere and the average value of the diameter is found. From this value radius of the sphere R is calculated.
- Using the known value of the mass of the sphere M and calculated radius of the sphere R the moment of inertia of the given sphere about its diameter can be calculated using the given formula.

## LEAST COUNT ( LC )

One main scale division (MSD) = ..... cm

Number of Vernier scale divisions = .....

Least Count ( LC ) =  $\frac{1 \text{ Main Scale Division (MSD)}}{\text{Total Vernier scale divisions}}$   
= ..... cm

## OBSERVATIONS

Zero error =  
Zero correction (Z . C) = Zero error  $\times$  LC

Sl.No.	MSR $\times 10^{-2}\text{m}$	Vernier coincidence VSC (div)	VSR = (VSC $\times$ LC) $\times 10^{-2}\text{m}$	TR = (MSR + VSR) $\times 10^{-2}\text{m}$	Diameter of the sphere = 2R correct reading = (TR $\pm$ Z.C) $\times 10^{-2}\text{m}$
1					
2					
3					
4					
5					
6					

Mean diameter 2R = ..... m

Radius of the sphere R = ..... m

R = ..... m



## CALCULATION

Mass of the sphere  $M = \dots\dots\dots$  kg

(Known value is given )

Radius of the sphere  $R = \dots\dots\dots$  metre

Moment of inertia of a solid sphere

about its diameter  $I_d = \frac{2}{5} MR^2 = \dots\dots\dots$  kg m<sup>2</sup>

## RESULT

The moment of inertia of the given solid sphere about its diameter using Vernier caliper  $I_d = \dots\dots\dots$  kg m<sup>2</sup>

## 2. NON – UNIFORM BENDING – VERIFICATION OF RELATION BETWEEN LOAD AND DEPRESSION USING PIN AND MICROSCOPE

### AIM

To verify the relation between the load and depression using non-uniform bending of a beam.

### APPARATUS REQUIRED

A long uniform beam (usually a metre scale), two knife – edges, mass hanger, slotted masses, pin and vernier microscope.

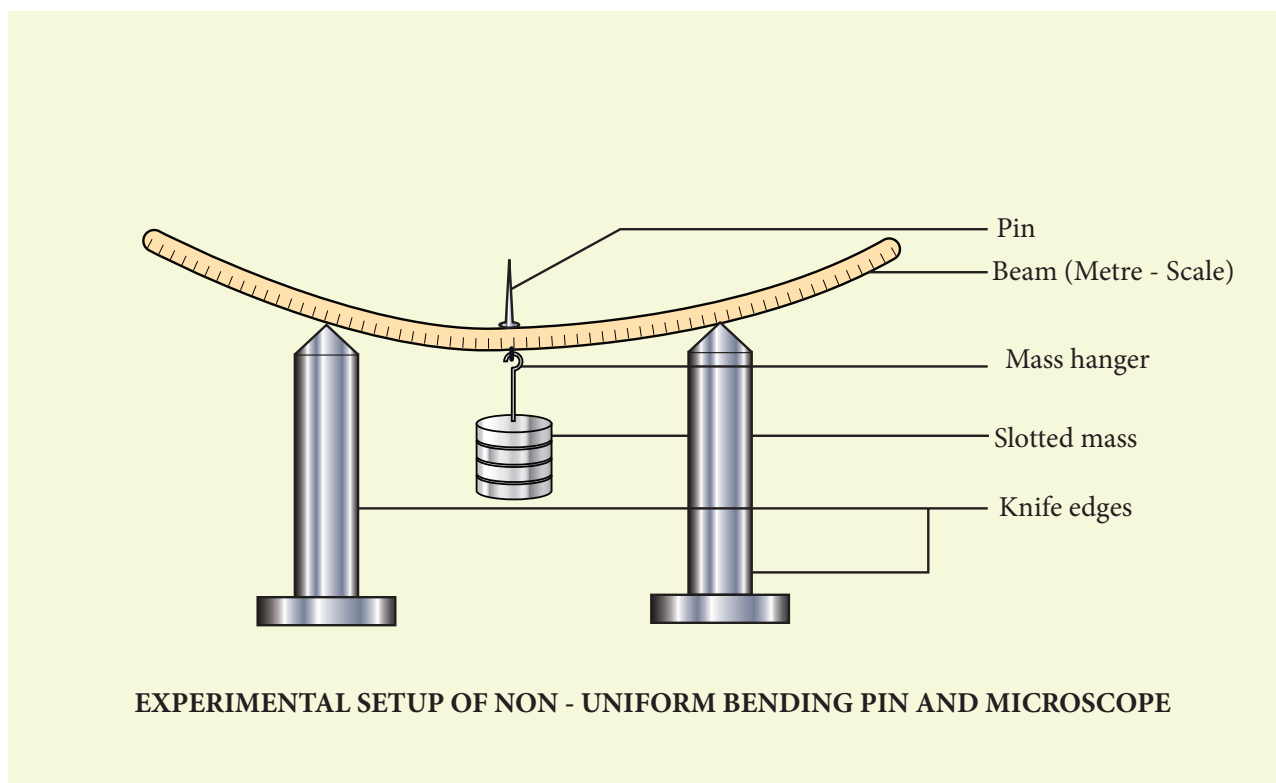
### FORMULA

$$\frac{M}{s} = \text{a constant}$$

where  $M \leftarrow$  Load applied (mass) (kg)

$s \leftarrow$  depression produced in the beam for the applied load(m)

### DIAGRAM



### PROCEDURE

- Place the two knife – edges on the table.
- Place the uniform beam (metre scale) on top of the knife edges.
- Suspend the mass hanger at the centre. A pin is attached at the centre of the scale where the hanger is hung.
- Place a vernier microscope in front of this arrangement
- Adjust the microscope to get a clear view of the pin

- Make the horizontal cross-wire on the microscope to coincide with the tip of the pin. (Here mass hanger is the dead load M).
- Note the vertical scale reading of the vernier microscope
- Add the slotted masses to the mass hanger one by one in steps of 0.05 kg (50 g) and corresponding readings are noted down.
- Repeat the experiment by removing masses one by one and note down the corresponding readings.
- Subtract the mean reading of each load from dead load reading. This gives the depressions for the corresponding load M.

## OBSERVATIONS

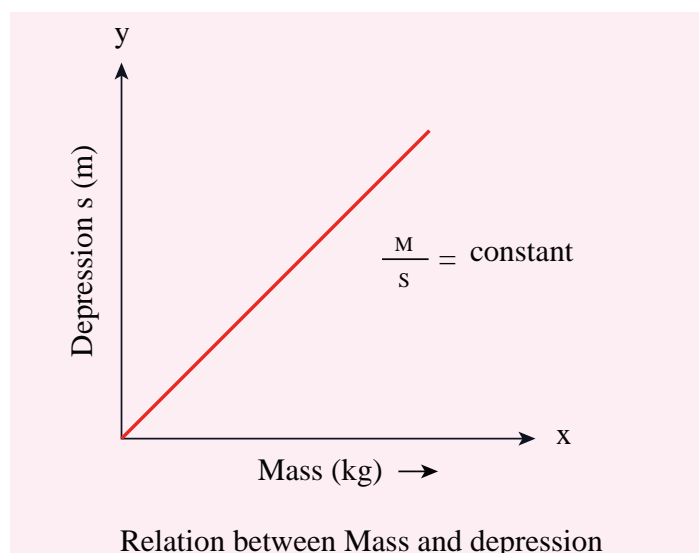
To find  $M/s$

LOAD (kg)	MICROSCOPE READINGS $\times 10^{-2}$ m							DEPRESSION FOR M (kg) (s)	$M/s$ $\text{kg m}^{-1}$
	INCREASING LOAD			DECREASING LOAD			MEAN		
	MSR	VSR	TR	MSR	VSR	TR			
M								$x_0$	
M + 0.05								$x_1$	$x_1 - x_0 = \rule{1cm}{0.4pt}$
M + 0.10								$x_2$	$x_2 - x_0 = \rule{1cm}{0.4pt}$
M + 0.15								$x_3$	$x_3 - x_0 = \rule{1cm}{0.4pt}$
M + 0.20								$x_4$	$x_4 - x_0 = \rule{1cm}{0.4pt}$
M + 0.25								$x_5$	$x_5 - x_0 = \rule{1cm}{0.4pt}$
Mean									

## MODEL GRAPH

Load (M) vs Depression (s)

A graph between M and s can be drawn by taking M along X- axis and s along Y – axis.  
This is a straight line.





## CALCULATION

$$(i) \quad \frac{M}{s} =$$

$$(ii) \quad \frac{M}{s} =$$

$$(iii) \quad \frac{M}{s} =$$

$$(iv) \quad \frac{M}{s} =$$

$$(v) \quad \frac{M}{s} =$$

## RESULT

- The ratio between mass and depression for each load is calculated. This is found to be constant.
- Thus the relation between load and depression is verified by the method of non-uniform bending of a beam.

### 3. SPRING CONSTANT OF A SPRING

#### AIM

To determine the spring constant of a spring by using the method of vertical oscillations

#### APPARATUS REQUIRED

Spring, rigid support, hook, 50 g mass hanger, 50 g slotted masses, stop clock, metre scale, pointer

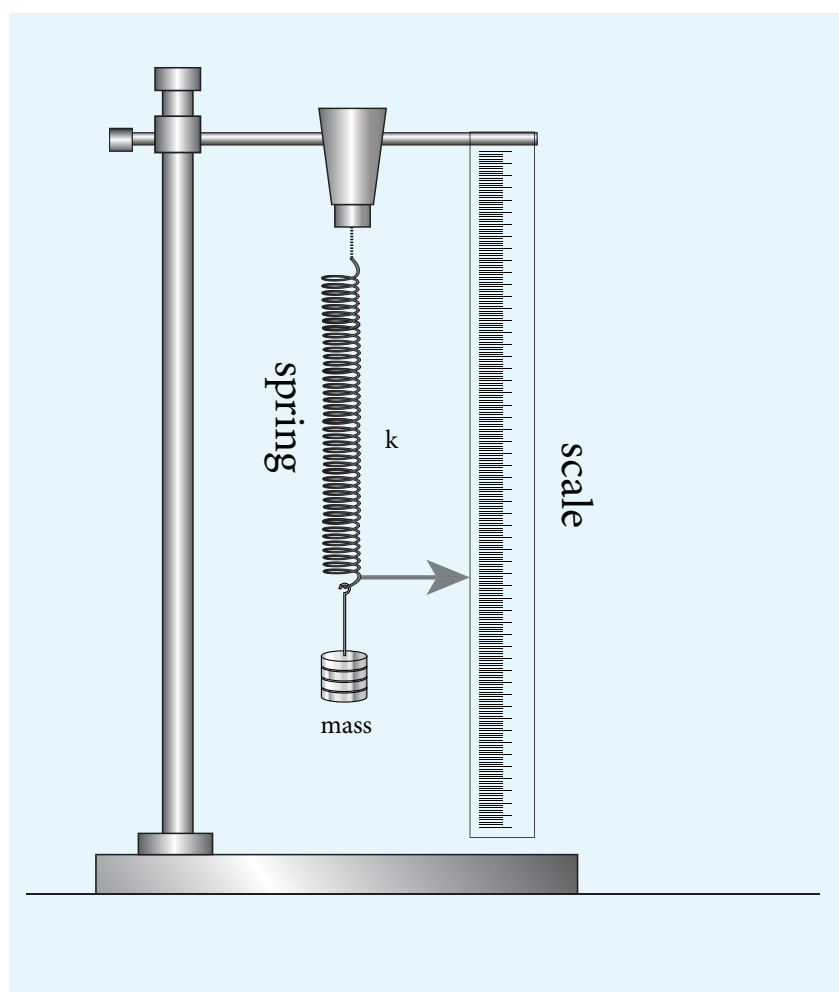
#### FORMULA

$$\text{Spring constant of the spring } k = 4\pi^2 \left( \frac{M_2 - M_1}{T_2^2 - T_1^2} \right)$$

where  $M_1, M_2 \leftarrow$  selected loads in kg

$T_1, T_2 \leftarrow$  time period corresponding to masses  $M_1$  and  $M_2$  respectively in second

#### DIAGRAM



#### PROCEDURE

- A spring is firmly suspended vertically from a rigid clamp of a wooden stand at its upper end with a mass hanger attached to its lower end. A pointer fixed at the lower end of the spring moves over a vertical scale fixed.



- A suitable load  $M$  (eg; 100 g ) is added to the mass hanger and the reading on the scale at which the pointer comes to rest is noted. This is the equilibrium position.
- The mass in the hanger is pulled downward and released so that the spring oscillates vertically on either side of the equilibrium position.
- When the pointer crosses the equilibrium position a stop clock is started and the time taken for 10 vertical oscillations is noted. Then the period of oscillation  $T$  is calculated.
- The experiment is repeated by adding masses in steps of 50 g to the mass hanger and period of oscillation at each time is calculated.
- For the masses  $M_1$  and  $M_2$  ( with a difference of 50 g ), their corresponding time periods are  $T_1$  and  $T_2$ . Then the value  $\frac{M_2 - M_1}{T_2^2 - T_1^2}$  is calculated and its average is found.
- Using the given formula the spring constant of the given spring is calculated.

### OBSERVATIONS

Sl. No.	Mass $M$ $\times 10^{-3} \text{ kg}$	Time taken for 10 oscillations (t) (s)			Period of oscillation $T = \frac{t}{10} \text{ (s)}$	$T^2$ ( $\text{s}^2$ )	$\frac{M_2 - M_1}{T_2^2 - T_1^2}$ $\times 10^{-3} \text{ kg s}^{-2}$
		Trial 1	Trial 2	Mean			
1	100						
2	150						
3	200						
4	250						
5	300						

Mean = .....  $\text{kg s}^{-2}$

### CALCULATION

$$\text{Spring constant of the spring } k = 4\pi^2 \left( \frac{M_2 - M_1}{T_2^2 - T_1^2} \right)$$

$$k = \dots\dots\dots \text{kg s}^{-2}$$

### RESULT

The spring constant of the given spring  $k$  is found to be = .....  $\text{kg s}^{-2}$

## 4 ACCELERATION DUE TO GRAVITY USING SIMPLE PENDULUM

### AIM

To measure the acceleration due to gravity using a simple pendulum

### APPARATUS REQUIRED

Retort stand, pendulum bob, thread, meter scale, stop watch.

### FORMULA

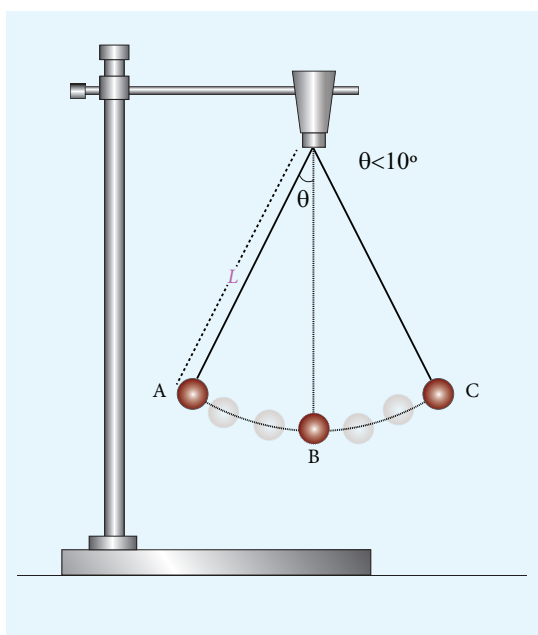
Acceleration due to gravity  $g = 4\pi^2 \left( \frac{L}{T^2} \right) (\text{m s}^{-2})$

where  $T \leftarrow$  Time period of simple pendulum (second)

$g \leftarrow$  Acceleration due to gravity (metre sec<sup>-2</sup>)

$L \leftarrow$  Length of the pendulum (metre)

### DIAGRAM



### PROCEDURE

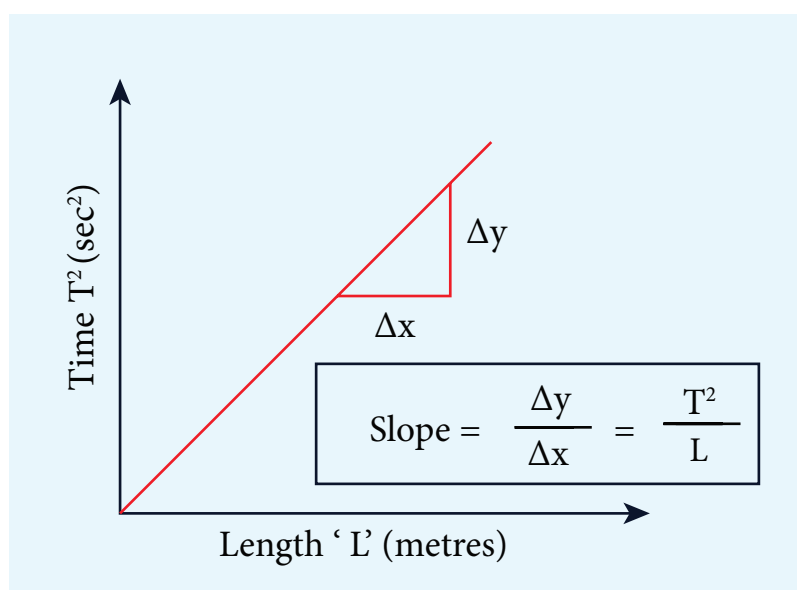
- Attach a small brass bob to the thread.
- Fix this thread on to the stand.
- Measure the length of the pendulum from top of the suspension hook to the middle of the bob of the pendulum. Record the length of the pendulum in the table given below.
- Note down the time (t) taken for 10 oscillations using stop watch.
- The period of oscillation  $T = \frac{t}{10}$  is calculated.
- Repeat the experiment for different lengths of the pendulum 'L'. Find acceleration due to gravity g using the given formula.

## OBSERVATIONS

To find the acceleration due to gravity 'g'

Length of the pendulum L (metre)	Time taken for 10 oscillations t (s)			Period of oscillation $T = \frac{t}{10}$ (s)	$T^2$ (s <sup>2</sup> )	$g = \frac{4\pi^2 L}{T^2}$  m s <sup>-2</sup>
	Trial 1	Trial 2	Average			
Mean g =						

## MODEL GRAPH



$$\text{slope} = \frac{\Delta y}{\Delta x} = \frac{T^2}{L}; 1/\text{slope} = L/T^2$$

## RESULT

The acceleration due to gravity 'g' determined using simple pendulum is found to be

- By calculation = ..... m s<sup>-2</sup>
- By graph = ..... m s<sup>-2</sup>

## 5. VELOCITY OF SOUND IN AIR USING RESONANCE COLUMN

### AIM

To determine the velocity of sound in air at room temperature using the resonance phenomenon.

### APPARATUS REQUIRED

Resonance tube, three tuning forks of known frequencies, a rubber hammer, one thermometer, plumb line, set squares, water in a beaker.

### FORMULA

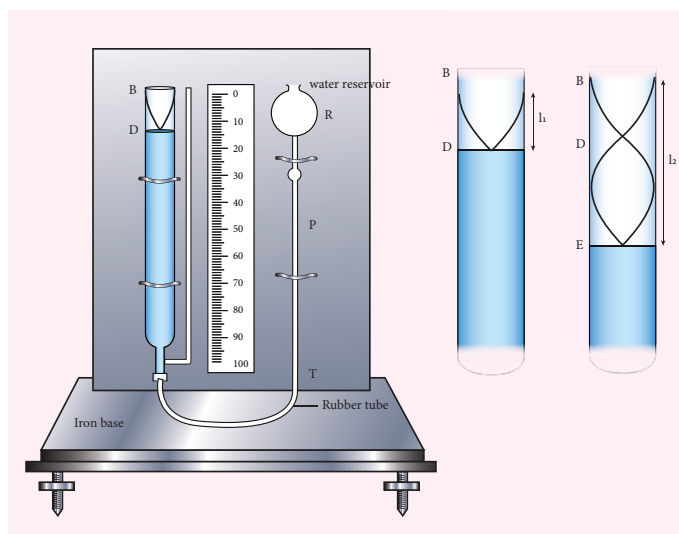
$$V = 2\nu (l_2 - l_1) \text{ m s}^{-1}$$

where  $V \leftarrow$  Speed of sound in air ( $\text{m s}^{-1}$ )

$l_1$  and  $l_2 \leftarrow$  The length of the air column for the first and second resonance respectively (m)

$\nu \leftarrow$  Frequency of the tuning fork (Hz)

### DIAGRAM



### PROCEDURE

- Adjust the position of the resonance tube, so that the length of air column inside the tube is very small.
- Take a tuning fork of known frequency and strike it with a rubber hammer. The tuning fork now produces longitudinal waves with a frequency equal to the natural frequency of the tuning fork.
- Place the vibrating tuning fork horizontally at the open end of the resonance tube. Sound waves pass down the total tube and reflect back at the water surface.
- Length of the water column in the tube is adjusted either by lowering or raising the reservoir or the tube, until a maximum sound(resonance) occurs.
- Measure the length of air column at this position. This is taken as the first resonating length,  $l_1$

- Then raise the tube approximately about two times the first resonating length. Excite the tuning fork again and place it on the open end of the tube.
- Adjust the height of the air column until the maximum sound is heard.
- Measure the length of air column at this position. This is taken as the second resonating length  $l_2$
- We can now calculate the velocity of sound in air at room temperature by using the relation.  

$$V = 2v(l_2 - l_1)$$
- Repeat the experiment with tuning forks of different frequency and tabulate the corresponding values of  $l_1$  and  $l_2$ .
- The mean of the calculated values will give the velocity of sound in air at room temperature.

### OBSERVATIONS

Sl. No.	Frequency of tuning fork ' $\nu$ ' (Hz)	First resonating length $l_1$ ( $\times 10^{-2} m$ )			Second resonating length $l_2$ ( $\times 10^{-2} m$ )			$l_2 - l_1$ ( $\times 10^{-2} m$ )	Velocity of sound $V = 2v(l_2 - l_1)$ ( $m s^{-1}$ )
		Trial 1	Trial 2	Mean	Trial 1	Trial 2	Mean		
1									
2									
3									
Mean V =									

### CALCULATION

Velocity sound in air at room temperature,  $V = 2v(l_2 - l_1) = \text{_____} m s^{-1}$

### RESULT

Velocity of sound in air at room temperature, is found to be (V) =  $\text{_____} m s^{-1}$

## 6. VISCOSITY OF A LIQUID BY STOKES'S METHOD

**AIM** To determine the co-efficient of viscosity of the given liquid by stoke's method

**APPARATUS REQUIRED** A long cylindrical glass jar, highly viscous liquid, metre scale, spherical ball, stop clock, thread.

**FORMULA**

$$\eta = \frac{2r^2(\delta - \sigma)g}{9V} \text{ N s m}^{-2}$$

where  $\eta$  – Coefficient of viscosity of liquid ( $\text{N s m}^{-2}$ )

$r \leftarrow$  radius of spherical ball ( m )

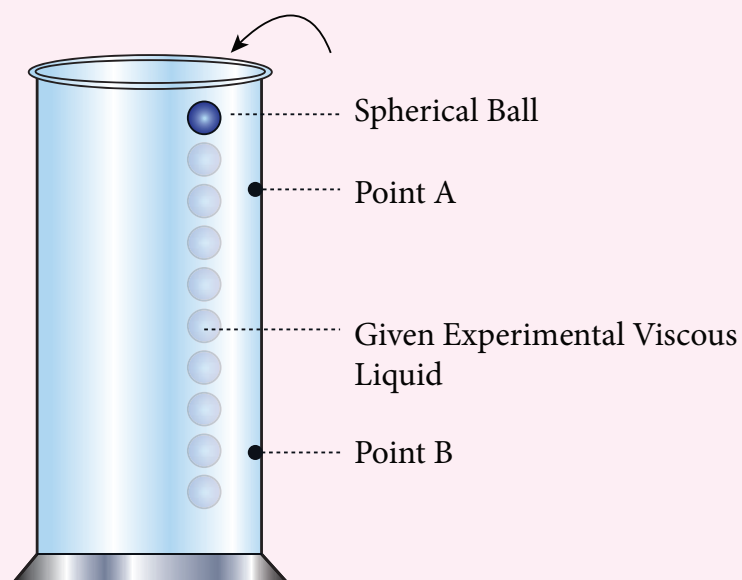
$\alpha \leftarrow$  density of the steel sphere (  $\text{kg m}^{-3}$  )

$\pi \leftarrow$  density of the liquid (  $\text{kg m}^{-3}$  )

$g \leftarrow$  acceleration due to gravity ( $9.8 \text{ m s}^{-2}$ )

$V \leftarrow$  mean terminal velocity (  $\text{m s}^{-1}$  )

**DIAGRAM**



**EXPERIMENTAL SET UP OF MEASURING VISCOSITY BY STOKES'S METHOD**



## PROCEDURE

- A long cylindrical glass jar with markings is taken.
- Fill the glass jar with the given experimental liquid.
- Two points A and B are marked on the jar. The mark A is made well below the surface of the liquid so that when the ball reaches A it would have acquired terminal velocity  $V$ .
- The radius of the metal spherical ball is determined using screw gauge.
- The spherical ball is dropped gently into the liquid.
- Start the stop clock when the ball crosses the point A. Stop the clock when the ball reaches B and note down the time 't'.
- Note the distance between A and B and use it to calculate terminal velocity.
- Now repeat the experiment for different distances between A and B. Make sure that the point A is suitable for the ball to acquire terminal velocity.

## OBSERVATIONS

To find Terminal Velocity:

S.No.	Distance covered by the spherical ball (d) (m)	Time taken (t) (s)	Terminal Velocity (V) $d/t$ ( $m\ s^{-1}$ )
MEAN			

## CALCULATION

Density of the spherical ball  $\delta =$  \_\_\_\_\_  $kg\ m^{-3}$

Density of the given liquid  $\pi =$  \_\_\_\_\_  $kg\ m^{-3}$

Coefficient of viscosity of the liquid  $\eta = \frac{2r^2g(\delta - \sigma)}{9V} =$  \_\_\_\_\_  $N\ s\ m^{-2}$

## RESULT

The coefficient of viscosity of the given liquid by stoke's method is found to be

$\eta =$  \_\_\_\_\_  $N\ s\ m^{-2}$

## 7. SURFACE TENSION BY CAPILLARY RISE METHOD

**AIM** To determine surface tension of a liquid by capillary rise method.

**APPARATUS REQUIRED** A beaker of Water, capillary tube, vernier microscope, double hole rubber stopper, a knitting needle, a short rubber tubing and retort clamp.

**FORMULA** The surface tension of the liquid  $T = \frac{h\rho g r}{2} \text{ N m}^{-1}$

where  $T \leftarrow$  Surface tension of the liquid ( $\text{N m}^{-1}$ )

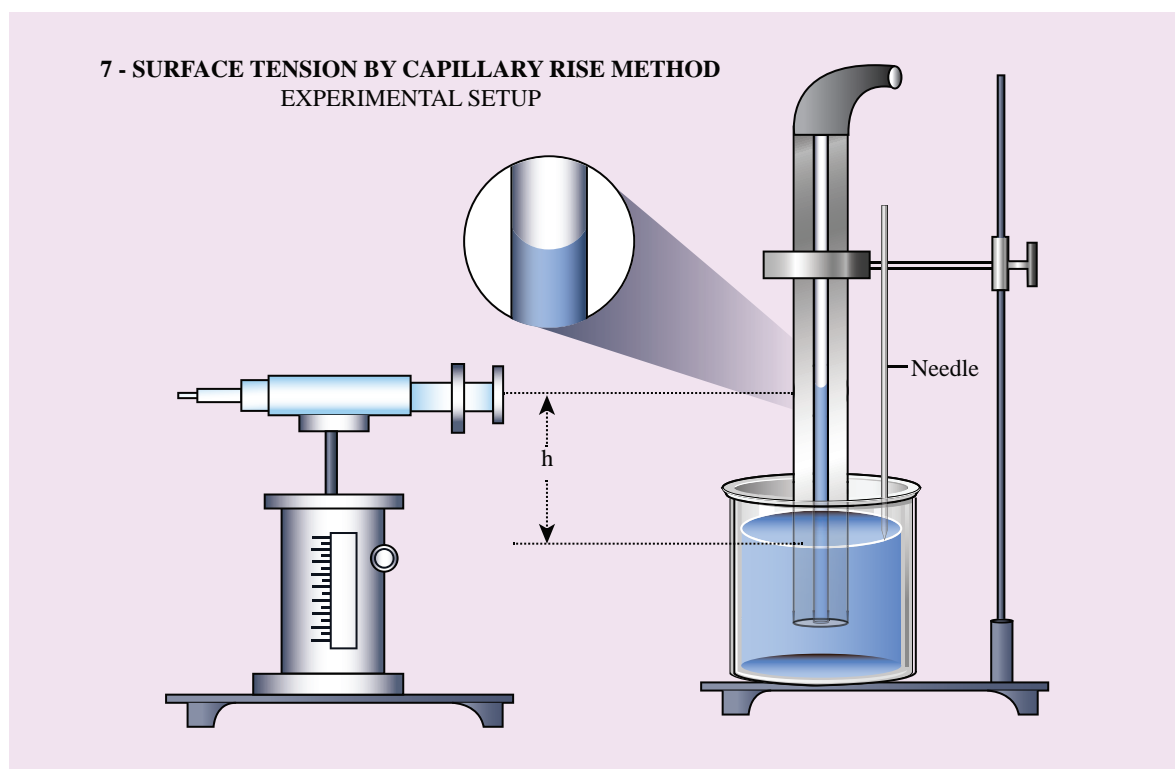
$h \leftarrow$  height of the liquid in the capillary tube (m)

$r \leftarrow$  radius of the capillary tube (m)

$\sigma \leftarrow$  Density of water ( $\text{kg m}^{-3}$ ) ( $\sigma = 1000 \text{ kg m}^{-3}$ )

$g \leftarrow$  Acceleration due to gravity ( $g = 9.8 \text{ m s}^{-2}$ )

### DIAGRAM

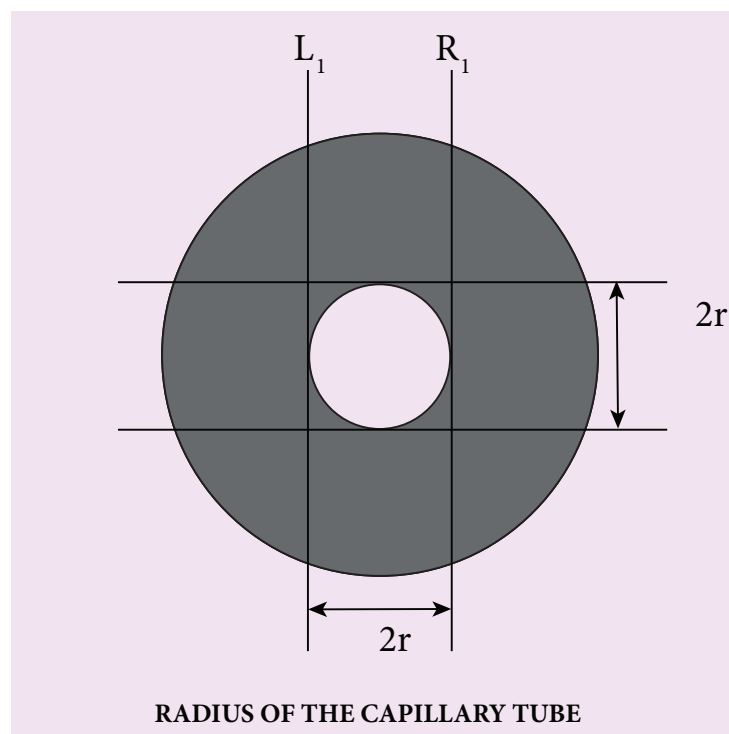


### PROCEDURE

- A clean and dry capillary tube is taken and fixed in a stand
- A beaker containing water is placed on an adjustable platform and the capillary tube is dipped inside the beaker so that a little amount of water is raised inside.



- Fix a needle near the capillary tube so that the needle touches the water surface
- A Vernier microscope is focused at the lower meniscus of the water and the corresponding reading is taken after coinciding it with the horizontal line of the cross wire.
- Tip of the needle is focussed using vernier microscope after coinciding it with horizontal line of the cross wire
- The difference between the two readings of the vertical scale gives the height (h) of the liquid raised in the capillary tube.
- Now to find the radius of the tube, raise the capillary tube and remove the beaker. Carefully rotate the capillary tube so that the immersed lower end face towards you.
- Focus the capillary tube using Vernier microscope to clearly see the inner walls of the tube.
- Let the vertical cross wire coincide with the left side inner walls of the tube. Note down the reading ( $L_1$ )
- Turn the microscope screws in horizontal direction to view the right side inner wall of the tube. Note the reading ( $R_1$ ). Thus the radius of the tube can be calculated as  $\frac{1}{2}(L_1 - R_1)$ .
- Finally calculate the surface tension using the given formula.



## OBSERVATIONS

To measure height of the liquid (h)

Least count of the microscope = \_\_\_\_\_ cm





Trial No.	Microscope reading for the position of Lower meniscus of liquid			Microscope reading for the position of Lower tip of the needle			Height of the liquid $h$ $\times 10^{-2} \text{ m}$ $a \sim b$
	MSR	$VSC \times LC = VSR$	$TR (a) \times 10^{-2} \text{ m}$	MSR	$VSC \times LC = VSR$	$TR (b) \times 10^{-2} \text{ m}$	
Mean $h =$							

Radius of the capillary tube

Tube	Microscope reading for the position of inner left wall of the tube $L_1$			Microscope reading for the position of inner right wall of the tube $R_1$			Radius of the capillary tube $r = \frac{1}{2} (L_1 \sim R_1) \times 10^{-2} \text{ m}$
	MSR	$VSC \times LC = VSR$	$TR \times 10^{-2} \text{ m}$	MSR	$VSC \times LC = VSR$	$TR \times 10^{-2} \text{ m}$	

## CALCULATION

Mean rise of the liquid in the capillary tube  $h = \text{_____} \times 10^{-2} \text{ m}$

Diameter of the capillary tube  $2r = \text{_____} \times 10^{-2} \text{ m}$

Radius of the capillary tube  $r = \text{_____} \times 10^{-2} \text{ m}$

Density of the liquid  $\sigma = 1000 \text{ kg m}^{-3}$

Acceleration due to gravity  $g = 9.8 \text{ m s}^{-2}$

Surface tension  $T = \frac{hrg}{2}$   
 $= \text{_____} \text{ N m}^{-1}$

## RESULT

Surface tension of the given liquid by capillary rise method  $T = \text{_____} \text{ N m}^{-1}$

## 8. VERIFICATION OF NEWTON'S LAW OF COOLING USING CALORIMETER

### AIM

To study the relationship between the temperature of a hot body and time by plotting a cooling curve.

### APPARATUS REQUIRED

Copper calorimeter with stirrer, one holed rubber cork, thermometer, stop clock, heater / burner, water, clamp and stand

### NEWTON'S LAW OF COOLING

Newton's law of cooling states that the rate of change of the temperature of an object is proportional to the difference between its own temperature and the ambient temperature. (i.e., the temperature of its surroundings)


$$\frac{dT}{dt} \propto (T - T_0)$$

where  $\frac{dT}{dt} \leftarrow$  Rate of change of temperature ( $^{\circ}\text{C}$ )

$T \leftarrow$  Temperature of water ( $^{\circ}\text{C}$ )

$T_0 \leftarrow$  Room Temperature ( $^{\circ}\text{C}$ )

### DIAGRAM

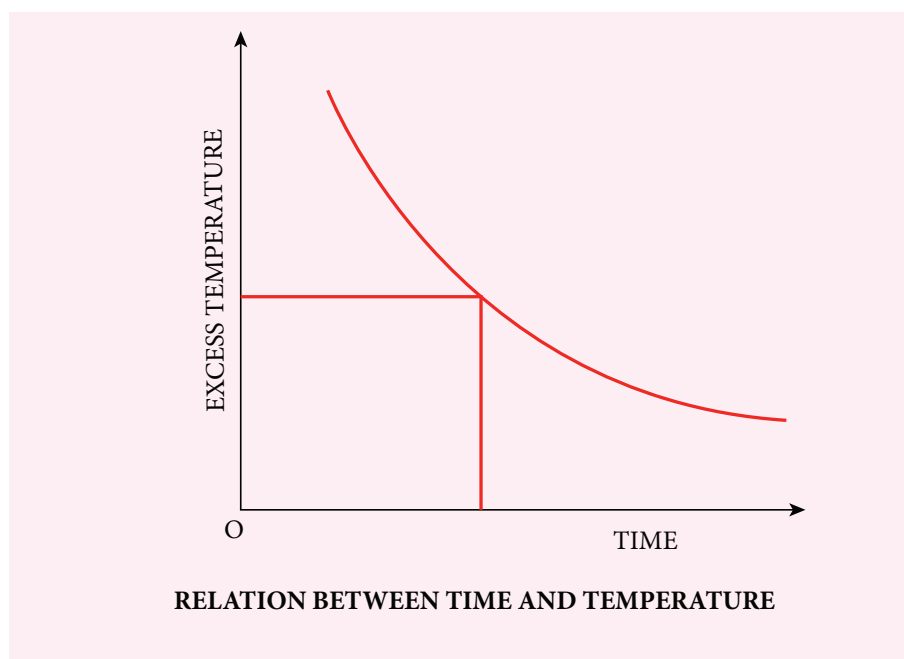


### PROCEDURE

- Note the room temperature as ( $T_0$ ) using the thermometer.
- Hot water about  $90^{\circ}\text{C}$  is poured into the calorimeter.
- Close the calorimeter with one holed rubber cork.
- Insert the thermometer into calorimeter through the hole in rubber cork.
- Start the stop clock and observe the time for every one degree fall of temperature from  $80^{\circ}\text{C}$ .

- Take sufficient amount of reading, say closer to room temperature
- The observations are tabulated
- Draw a graph by taking time along the x axis and excess temperature along y axis.

### MODEL GRAPH



ROOM TEMPERATURE ( $T_0$ ) = \_\_\_\_\_ °C

### OBSERVATIONS

Measuring the change in temperature of water with time

Time (s)	Temperature of water (T) °C	Excess temperature ( $T - T_0$ ) °C

### RESULT

The cooling curve is plotted and thus Newton's law of cooling is verified.



## 9. STUDY OF RELATION BETWEEN FREQUENCY AND LENGTH OF A GIVEN WIRE UNDER CONSTANT TENSION USING SONOMETER

**AIM** To study the relation between frequency and length of a given wire under constant tension using a sonometer.

**APPARATUS REQUIRED** Sonometer, six tuning forks of known frequencies, Metre scale, rubber pad, paper rider, hanger with half – kilogram masses, wooden bridges

**FORMULA** The frequency  $n$  of the fundamental mode of vibration of a string

is given by 
$$n = \frac{1}{2l} \sqrt{\frac{T}{m}} \text{ Hz}$$

a) For a given  $m$  and fixed  $T$ .

$$n \propto \frac{1}{l} \text{ (or) } nl = \text{constant}$$

where  $n \leftarrow$  Frequency of the fundamental mode of vibration of the string (Hz)

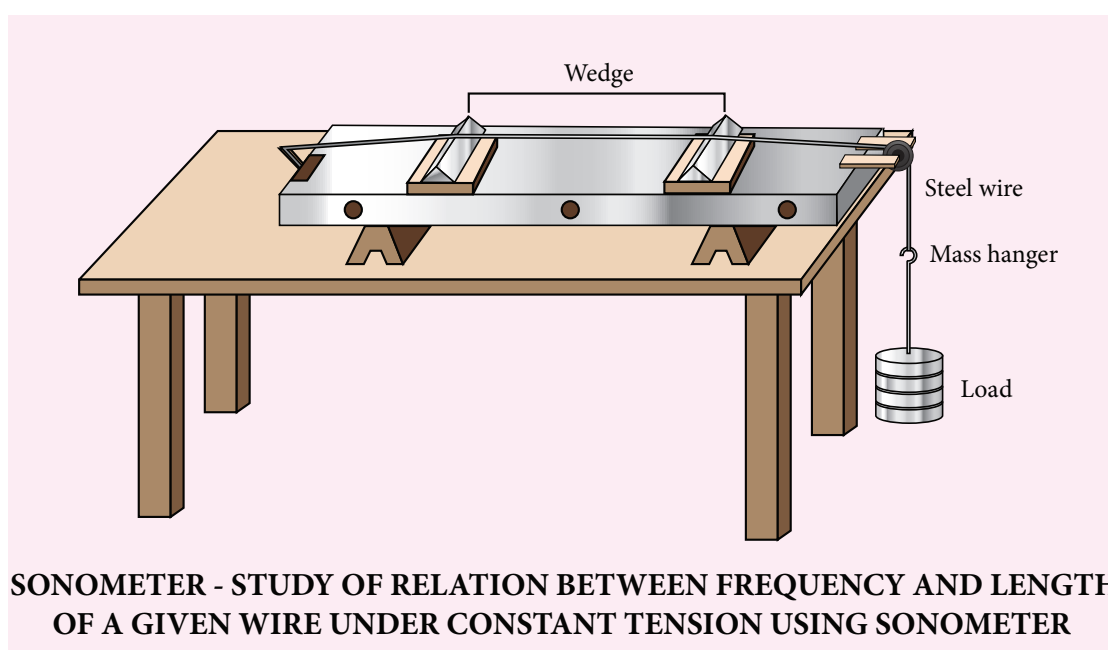
$m \leftarrow$  Mass per unit length of the string ( $\text{kg m}^{-1}$ )

$l \leftarrow$  Length of the string between the wedges (m)

$T \leftarrow$  Tension in the string (including the mass of the hanger) =  $Mg$  (N)

$M \leftarrow$  Mass suspended, including the mass of the hanger (Kg)

### DIAGRAM



## PROCEDURE

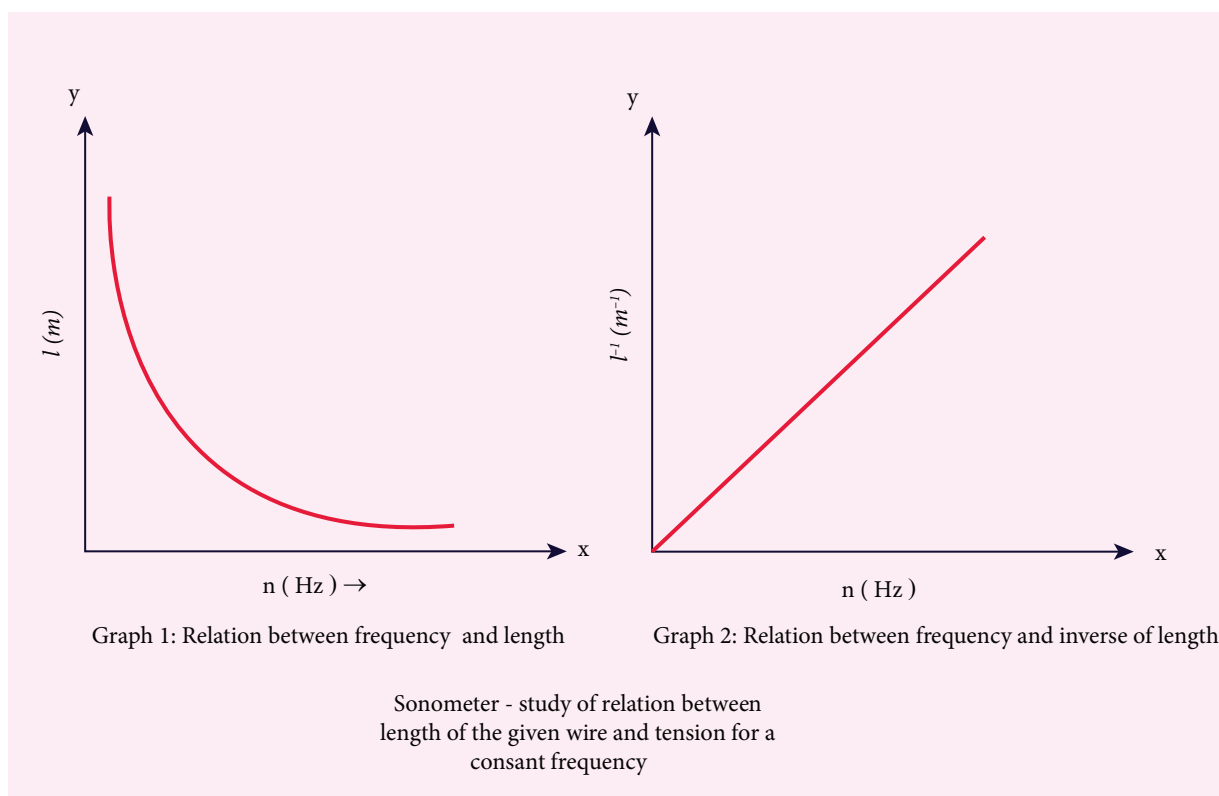
- Set up the sonometer on the table and clean the groove on the pulley to ensure minimum friction
- Stretch the wire by placing suitable mass in the hanger. Keep a small paper rider over the wire, between the two bridges.
- Set the tuning fork into vibrations by striking it against the rubber pad and place it over the sonometer, by its stem.
- Adjust the vibrating length of the wire by sliding the bridge B till the vibrating sound of the wire is maximum
- when the frequency of vibration is in resonance with the frequency of the tuning fork, the paper rider falls down.
- The length of the wire between the wedges A and B is measured using meter scale. It is called as resonant length.
- Repeat the above procedure for tuning forks of different frequencies by keeping the same load in the hanger.

## OBSERVATIONS

Tension (constant) on the wire (mass suspended from the hanger including its own mass)  
 $T = (\text{mass suspended} \times 9.8) \text{ N}$

Variation of frequency with length		
Frequency of the tuning fork 'n' ( Hz )	Resonant length 'l' $\times 10^{-2} \text{ m}$	$nl$
$n_1 =$		
$n_2 =$		
$n_3 =$		
$n_4 =$		
$n_5 =$		
$n_6 =$		

## GRAPH:



## CALCULATION

The product  $nl$  for all the tuning forks remain constant (last column in the table)

## RESULT

- For a given tension, the resonant length of a given stretched string varies as reciprocal of the frequency (i.e.,  $n \propto \frac{1}{l}$ )
- The product  $nl$  is a constant and found to be \_\_\_\_\_ (Hz m)

## 10. STUDY OF RELATION BETWEEN LENGTH OF THE GIVEN WIRE AND TENSION FOR A CONSTANT FREQUENCY USING SONOMETER

### AIM

To study the relationship between the length of a given wire and tension for constant frequency using a sonometer

### APPARATUS REQUIRED

Sonometer, tuning fork of known frequency, meter scale, rubber pad, paper rider, hanger with half – kilogram masses, wooden bridges.

### FORMULA

The frequency of the fundamental mode of vibration of a string is given by,

$$n = \frac{1}{2l} \sqrt{\frac{T}{m}} \text{ Hz}$$

If  $n$  is a constant, for a given wire ( $m$  is constant)

$$\frac{\sqrt{T}}{l} \text{ is constant.}$$

where  $n \leftarrow$  Frequency of the fundamental mode of vibration of a string (Hz)

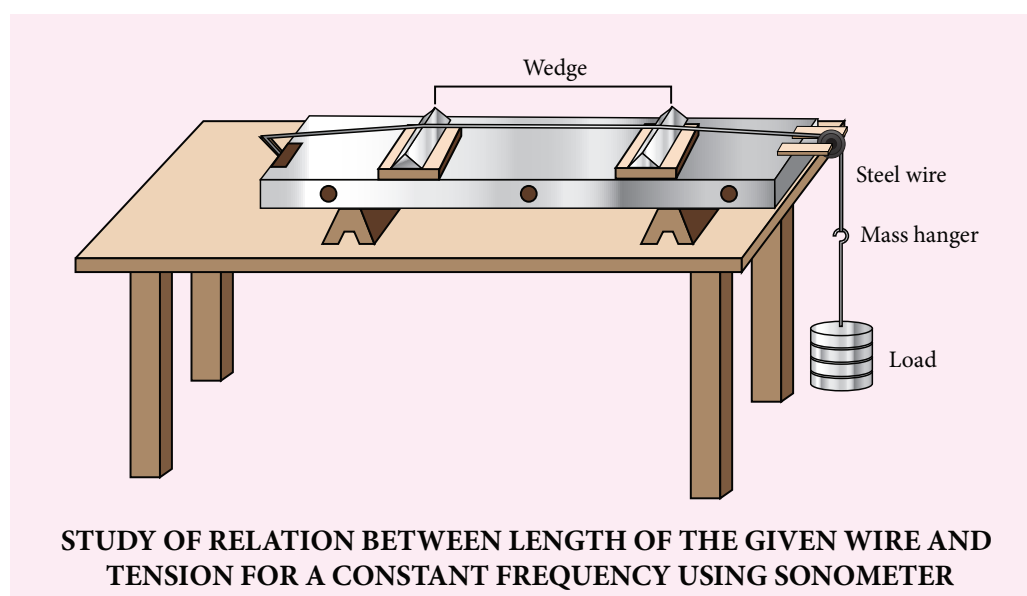
$m \leftarrow$  Mass per unit length of string ( $\text{kg m}^{-1}$ )

$T \leftarrow$  Tension in the string (including the mass of the hanger) =  $Mg$  (N)

$l \leftarrow$  Length of the string between the wedges (metre)

$M \leftarrow$  Mass suspended, including the mass of the hanger (kg)

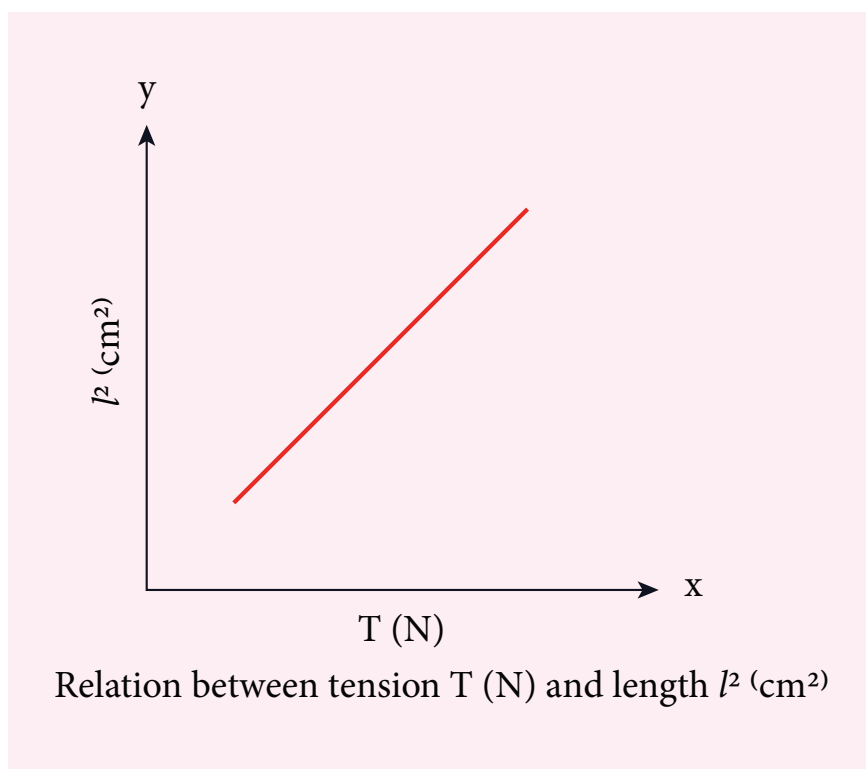
### DIAGRAM



## PROCEDURE

- Set up the sonometer on the table and clean the groove on the pulley to ensure that it has minimum friction.
- Keep a small paper rider on the wire, between the bridges.
- Place a mass of 1 kg for initial reading in the mass hanger.
- Now, strike the tuning fork and place its shank stem on the bridge A and then slowly adjust the position of the bridge B till the paper rider is agitated violently and might eventually fall due to resonance.
- Measure the length of the wire between wedges at A and B which is the fundamental mode corresponding to the frequency of the tuning fork.
- Increase the load on the hanger in steps of 0.5 kg and each time find the resonating length as done before with the same tuning fork.
- Record the observations in the tabular column.

## MODEL GRAPH



## OBSERVATIONS

Frequency of the tuning fork = \_\_\_\_\_ Hz

### Variation of resonant length with tension



Sl.No.	Mass M (kg)	Tension T=Mg (N)	$\sqrt{T}$	Vibrating length l (m)	$\frac{\sqrt{T}}{l}$

### CALCULATION

Calculate the value  $\frac{\sqrt{T}}{l}$  for the tension applied in each case.

### RESULT

- The resonating length varies as square root of tension for a given frequency of vibration of a stretched string.
- $\frac{\sqrt{T}}{l}$  is found to be a constant.



## SOME IMPORTANT CONSTANTS IN PHYSICS

Name	Symbols	Value
Speed of light in vacuum	$c$	$2.9979 \times 10^8 \text{ m s}^{-1}$
Gravitational constant	$G$	$6.67 \times 10^{-11} \text{ N m}^2 \text{ kg}^{-2}$
Acceleration due to gravity (sea level, at $45^\circ$ latitude)	$g$	$9.8 \text{ m s}^{-2}$
Planck constant	$h$	$6.626 \times 10^{-34} \text{ J s}$
Boltzmann constant	$k$	$1.38 \times 10^{-23} \text{ J K}^{-1}$
Avogadro number	$N_A$	$6.023 \times 10^{23} \text{ mol}^{-1}$
Universal gas constant	$R$	$8.31 \text{ J mol}^{-1} \text{ K}^{-1}$
Stefan – Boltzmann constant	$\sigma$	$5.67 \times 10^{-8} \text{ W m}^{-2} \text{ K}^{-4}$
Wien's constant	$b$	$2.898 \times 10^{-3} \text{ m K}$
Permeability of free space	$\mu_0$	$4\pi \times 10^{-7} \text{ H m}^{-1}$
Standard atmospheric pressure	$1 \text{ atm}$	$1.013 \times 10^5 \text{ Pa}$

## SOLVED EXAMPLES



## (THE GREEK ALPHABET)

(கிரேக்க எழுத்துகள்)

The Greek Alphabet	Upper Case	Lower Case
Alpha	A	α
Beta	B	β
Gamma	Δ	δ
Delta	A	α
Epsilon	E	ε
Zeta	Z	ζ
Eta	H	η
Theta	Θ	θ
Iota	I	ι
Kappa	K	κ
Lambda	Λ	λ
Mu	M	μ
Nu	N	ν
Xi	Ξ	ξ
Omicron	O	ο
Pi	Π	π
Rho	P	ρ
Sigma	Σ	σ
Tau	T	τ
Upsilon	Υ	υ
Phi	Φ	φ
Chi	≡	χ
Psi	Ψ	ψ
Omega	Ω	ω

COMPETITIVE EXAM CORNER



## LOGARITHM TABLE

											Mean Difference								
	0	1	2	3	4	5	6	7	8	9	1	2	3	4	5	6	7	8	9
10	0.000	0.004	0.009	0.013	0.017	0.021	0.025	0.029	0.033	0.037	4	8	11	17	21	25	29	33	37
11	0.041	0.045	0.049	0.053	0.057	0.061	0.064	0.068	0.072	0.076	4	8	11	15	19	23	26	30	34
12	0.079	0.083	0.086	0.090	0.093	0.097	0.100	0.104	0.107	0.111	3	7	10	14	17	21	24	28	31
13	0.114	0.117	0.121	0.124	0.127	0.130	0.134	0.137	0.140	0.143	3	6	10	13	16	19	23	26	29
14	0.146	0.149	0.152	0.155	0.158	0.161	0.164	0.167	0.170	0.173	3	6	9	12	15	18	21	24	27
15	0.176	0.179	0.182	0.185	0.188	0.190	0.193	0.196	0.199	0.201	3	6	8	11	14	17	20	22	25
16	0.204	0.207	0.210	0.212	0.215	0.217	0.220	0.223	0.225	0.228	3	5	8	11	13	16	18	21	24
17	0.230	0.233	0.236	0.238	0.241	0.243	0.246	0.248	0.250	0.253	2	5	7	10	12	15	17	20	22
18	0.255	0.258	0.260	0.262	0.265	0.267	0.270	0.272	0.274	0.276	2	5	7	9	12	14	16	19	21
19	0.279	0.281	0.283	0.286	0.288	0.290	0.292	0.294	0.297	0.299	2	4	7	9	11	13	16	18	20
20	0.301	0.303	0.305	0.307	0.310	0.312	0.314	0.316	0.318	0.320	2	4	6	8	11	13	15	17	19
21	0.322	0.324	0.326	0.328	0.330	0.332	0.334	0.336	0.338	0.340	2	4	6	8	10	12	14	16	18
22	0.342	0.344	0.346	0.348	0.350	0.352	0.354	0.356	0.358	0.360	2	4	6	8	10	12	14	15	17
23	0.362	0.364	0.365	0.367	0.369	0.371	0.373	0.375	0.377	0.378	2	4	6	7	9	11	13	15	17
24	0.380	0.382	0.384	0.386	0.387	0.389	0.391	0.393	0.394	0.396	2	4	5	7	9	11	12	14	16
25	0.398	0.400	0.401	0.403	0.405	0.407	0.408	0.410	0.412	0.413	2	3	5	7	9	10	12	14	15
26	0.415	0.417	0.418	0.420	0.422	0.423	0.425	0.427	0.428	0.430	2	3	5	7	8	10	11	13	15
27	0.431	0.433	0.435	0.436	0.438	0.439	0.441	0.442	0.444	0.446	2	3	5	6	8	9	11	13	14
28	0.447	0.449	0.450	0.452	0.453	0.455	0.456	0.458	0.459	0.461	2	3	5	6	8	9	11	12	14
29	0.462	0.464	0.465	0.467	0.468	0.470	0.471	0.473	0.474	0.476	1	3	4	6	7	9	10	12	13
30	0.477	0.479	0.480	0.481	0.483	0.484	0.486	0.487	0.489	0.490	1	3	4	6	7	9	10	11	13
31	0.491	0.493	0.494	0.496	0.497	0.498	0.500	0.501	0.502	0.504	1	3	4	6	7	8	10	11	12
32	0.505	0.507	0.508	0.509	0.511	0.512	0.513	0.515	0.516	0.517	1	3	4	5	7	8	9	11	12
33	0.519	0.520	0.521	0.522	0.524	0.525	0.526	0.528	0.529	0.530	1	3	4	5	6	8	9	10	12
34	0.531	0.533	0.534	0.535	0.537	0.538	0.539	0.540	0.542	0.543	1	3	4	5	6	8	9	10	11
35	0.544	0.545	0.547	0.548	0.549	0.550	0.551	0.553	0.554	0.555	1	2	4	5	6	7	9	10	11
36	0.556	0.558	0.559	0.560	0.561	0.562	0.563	0.565	0.566	0.567	1	2	3	5	6	7	8	10	11
37	0.568	0.569	0.571	0.572	0.573	0.574	0.575	0.576	0.577	0.579	1	2	3	5	6	7	8	9	10
38	0.580	0.581	0.582	0.583	0.584	0.585	0.587	0.588	0.589	0.590	1	2	3	5	6	7	8	9	10
39	0.591	0.592	0.593	0.594	0.595	0.597	0.598	0.599	0.600	0.601	1	2	3	4	5	7	8	9	10
40	0.602	0.603	0.604	0.605	0.606	0.607	0.609	0.610	0.611	0.612	1	2	3	4	5	6	8	9	10
41	0.613	0.614	0.615	0.616	0.617	0.618	0.619	0.620	0.621	0.622	1	2	3	4	5	6	7	8	9
42	0.623	0.624	0.625	0.626	0.627	0.628	0.629	0.630	0.631	0.632	1	2	3	4	5	6	7	8	9
43	0.633	0.634	0.635	0.636	0.637	0.638	0.639	0.640	0.641	0.642	1	2	3	4	5	6	7	8	9
44	0.643	0.644	0.645	0.646	0.647	0.648	0.649	0.650	0.651	0.652	1	2	3	4	5	6	7	8	9
45	0.653	0.654	0.655	0.656	0.657	0.658	0.659	0.660	0.661	0.662	1	2	3	4	5	6	7	8	9
46	0.663	0.664	0.665	0.666	0.667	0.667	0.668	0.669	0.670	0.671	1	2	3	4	5	6	7	7	8
47	0.672	0.673	0.674	0.675	0.676	0.677	0.678	0.679	0.679	0.680	1	2	3	4	5	5	6	7	8
48	0.681	0.682	0.683	0.684	0.685	0.686	0.687	0.688	0.688	0.689	1	2	3	4	4	5	6	7	8
49	0.690	0.691	0.692	0.693	0.694	0.695	0.695	0.696	0.697	0.698	1	2	3	4	4	5	6	7	8
50	0.699	0.700	0.701	0.702	0.702	0.703	0.704	0.705	0.706	0.707	1	2	3	4	4	5	6	7	8
51	0.708	0.708	0.709	0.710	0.711	0.712	0.713	0.713	0.714	0.715	1	2	3	4	4	5	6	7	8
52	0.716	0.717	0.718	0.719	0.719	0.720	0.721	0.722	0.723	0.723	1	2	2	4	4	5	6	7	7
53	0.724	0.725	0.726	0.727	0.728	0.728	0.729	0.730	0.731	0.732	1	2	2	4	4	5	6	6	7
54	0.732	0.733	0.734	0.735	0.736	0.736	0.737	0.738	0.739	0.740	1	2	2	4	4	5	6	6	7



## LOGARITHM TABLE

											Mean Difference								
55	0.740	0.741	0.742	0.743	0.744	0.744	0.745	0.746	0.747	0.747	1	2	2	4	4	5	5	6	7
56	0.748	0.749	0.750	0.751	0.751	0.752	0.753	0.754	0.754	0.755	1	2	2	4	4	5	5	6	7
57	0.756	0.757	0.757	0.758	0.759	0.760	0.760	0.761	0.762	0.763	1	2	2	4	4	5	5	6	7
58	0.763	0.764	0.765	0.766	0.766	0.767	0.768	0.769	0.769	0.770	1	1	2	4	4	4	5	6	7
59	0.771	0.772	0.772	0.773	0.774	0.775	0.775	0.776	0.777	0.777	1	1	2	3	4	4	5	6	7
60	0.778	0.779	0.780	0.780	0.781	0.782	0.782	0.783	0.784	0.785	1	1	2	3	4	4	5	6	6
61	0.785	0.786	0.787	0.787	0.788	0.789	0.790	0.790	0.791	0.792	1	1	2	3	4	4	5	6	6
62	0.792	0.793	0.794	0.794	0.795	0.796	0.797	0.797	0.798	0.799	1	1	2	3	3	4	5	6	6
63	0.799	0.800	0.801	0.801	0.802	0.803	0.803	0.804	0.805	0.806	1	1	2	3	3	4	5	5	6
64	0.806	0.807	0.808	0.808	0.809	0.810	0.810	0.811	0.812	0.812	1	1	2	3	3	4	5	5	6
65	0.813	0.814	0.814	0.815	0.816	0.816	0.817	0.818	0.818	0.819	1	1	2	3	3	4	5	5	6
66	0.820	0.820	0.821	0.822	0.822	0.823	0.823	0.824	0.825	0.825	1	1	2	3	3	4	5	5	6
67	0.826	0.827	0.827	0.828	0.829	0.829	0.830	0.831	0.831	0.832	1	1	2	3	3	4	5	5	6
68	0.833	0.833	0.834	0.834	0.835	0.836	0.836	0.837	0.838	0.838	1	1	2	3	3	4	4	5	6
69	0.839	0.839	0.840	0.841	0.841	0.842	0.843	0.843	0.844	0.844	1	1	2	2	3	4	4	5	6
70	0.845	0.846	0.846	0.847	0.848	0.848	0.849	0.849	0.850	0.851	1	1	2	2	3	4	4	5	6
71	0.851	0.852	0.852	0.853	0.854	0.854	0.855	0.856	0.856	0.857	1	1	2	2	3	4	4	5	5
72	0.857	0.858	0.859	0.859	0.860	0.860	0.861	0.862	0.862	0.863	1	1	2	2	3	4	4	5	5
73	0.863	0.864	0.865	0.865	0.866	0.866	0.867	0.867	0.868	0.869	1	1	2	2	3	4	4	5	5
74	0.869	0.870	0.870	0.871	0.872	0.872	0.873	0.873	0.874	0.874	1	1	2	2	3	4	4	5	5
75	0.875	0.876	0.876	0.877	0.877	0.878	0.879	0.879	0.880	0.880	1	1	2	2	3	3	4	5	5
76	0.881	0.881	0.882	0.883	0.883	0.884	0.884	0.885	0.885	0.886	1	1	2	2	3	3	4	5	5
77	0.886	0.887	0.888	0.888	0.889	0.889	0.890	0.890	0.891	0.892	1	1	2	2	3	3	4	4	5
78	0.892	0.893	0.893	0.894	0.894	0.895	0.895	0.896	0.897	0.897	1	1	2	2	3	3	4	4	5
79	0.898	0.898	0.899	0.899	0.900	0.900	0.901	0.901	0.902	0.903	1	1	2	2	3	3	4	4	5
80	0.903	0.904	0.904	0.905	0.905	0.906	0.906	0.907	0.907	0.908	1	1	2	2	3	3	4	4	5
81	0.908	0.909	0.910	0.910	0.911	0.911	0.912	0.912	0.913	0.913	1	1	2	2	3	3	4	4	5
82	0.914	0.914	0.915	0.915	0.916	0.916	0.917	0.918	0.918	0.919	1	1	2	2	3	3	4	4	5
83	0.919	0.920	0.920	0.921	0.921	0.922	0.922	0.923	0.923	0.924	1	1	2	2	3	3	4	4	5
84	0.924	0.925	0.925	0.926	0.926	0.927	0.927	0.928	0.928	0.929	1	1	2	2	3	3	4	4	5
85	0.929	0.930	0.930	0.931	0.931	0.932	0.932	0.933	0.933	0.934	1	1	2	2	3	3	4	4	5
86	0.934	0.935	0.936	0.936	0.937	0.937	0.938	0.938	0.939	0.939	1	1	2	2	3	3	4	4	5
87	0.940	0.940	0.941	0.941	0.942	0.942	0.943	0.943	0.943	0.944	0	1	1	2	2	3	3	4	5
88	0.944	0.945	0.945	0.946	0.946	0.947	0.947	0.948	0.948	0.949	0	1	1	2	2	3	3	4	4
89	0.949	0.950	0.950	0.951	0.951	0.952	0.952	0.953	0.953	0.954	0	1	1	2	2	3	3	4	4
90	0.954	0.955	0.955	0.956	0.956	0.957	0.957	0.958	0.958	0.959	0	1	1	2	2	3	3	4	4
91	0.959	0.960	0.960	0.960	0.961	0.961	0.962	0.962	0.963	0.963	0	1	1	2	2	3	3	4	4
92	0.964	0.964	0.965	0.965	0.966	0.966	0.967	0.967	0.968	0.968	0	1	1	2	2	3	3	4	4
93	0.968	0.969	0.969	0.970	0.970	0.971	0.971	0.972	0.972	0.973	0	1	1	2	2	3	3	4	4
94	0.973	0.974	0.974	0.975	0.975	0.975	0.976	0.976	0.977	0.977	0	1	1	2	2	3	3	4	4
95	0.978	0.978	0.979	0.979	0.980	0.980	0.980	0.981	0.981	0.982	0	1	1	2	2	3	3	4	4
96	0.982	0.983	0.983	0.984	0.984	0.985	0.985	0.985	0.986	0.986	0	1	1	2	2	3	3	4	4
97	0.987	0.987	0.988	0.988	0.989	0.989	0.989	0.990	0.990	0.991	0	1	1	2	2	3	3	4	4
98	0.991	0.992	0.992	0.993	0.993	0.993	0.994	0.994	0.995	0.995	0	1	1	2	2	3	3	4	4
99	0.996	0.996	0.997	0.997	0.997	0.998	0.998	0.999	0.999	1.000	0	1	1	2	2	3	3	3	4

## ANTILOG TABLE

											Mean Difference								
	0	1	2	3	4	5	6	7	8	9	1	2	3	4	5	6	7	8	9
0.00	1.000	1.002	1.005	1.007	1.009	1.012	1.014	1.016	1.019	1.021	0	0	1	1	1	1	2	2	2
0.01	1.023	1.026	1.028	1.030	1.033	1.035	1.038	1.040	1.042	1.045	0	0	1	1	1	1	2	2	2
0.02	1.047	1.050	1.052	1.054	1.057	1.059	1.062	1.064	1.067	1.069	0	0	1	1	1	1	2	2	2
0.03	1.072	1.074	1.076	1.079	1.081	1.084	1.086	1.089	1.091	1.094	0	0	1	1	1	1	2	2	2
0.04	1.096	1.099	1.102	1.104	1.107	1.109	1.112	1.114	1.117	1.119	0	1	1	1	1	2	2	2	2
0.05	1.122	1.125	1.127	1.130	1.132	1.135	1.138	1.140	1.143	1.146	0	1	1	1	1	2	2	2	2
0.06	1.148	1.151	1.153	1.156	1.159	1.161	1.164	1.167	1.169	1.172	0	1	1	1	1	2	2	2	2
0.07	1.175	1.178	1.180	1.183	1.186	1.189	1.191	1.194	1.197	1.199	0	1	1	1	1	2	2	2	2
0.08	1.202	1.205	1.208	1.211	1.213	1.216	1.219	1.222	1.225	1.227	0	1	1	1	1	2	2	2	3
0.09	1.230	1.233	1.236	1.239	1.242	1.245	1.247	1.250	1.253	1.256	0	1	1	1	1	2	2	2	3
0.10	1.259	1.262	1.265	1.268	1.271	1.274	1.276	1.279	1.282	1.285	0	1	1	1	1	2	2	2	3
0.11	1.288	1.291	1.294	1.297	1.300	1.303	1.306	1.309	1.312	1.315	0	1	1	1	2	2	2	2	3
0.12	1.318	1.321	1.324	1.327	1.330	1.334	1.337	1.340	1.343	1.346	0	1	1	1	2	2	2	2	3
0.13	1.349	1.352	1.355	1.358	1.361	1.365	1.368	1.371	1.374	1.377	0	1	1	1	2	2	2	3	3
0.14	1.380	1.384	1.387	1.390	1.393	1.396	1.400	1.403	1.406	1.409	0	1	1	1	2	2	2	3	3
0.15	1.413	1.416	1.419	1.422	1.426	1.429	1.432	1.435	1.439	1.442	0	1	1	1	2	2	2	3	3
0.16	1.445	1.449	1.452	1.455	1.459	1.462	1.466	1.469	1.472	1.476	0	1	1	1	2	2	2	3	3
0.17	1.479	1.483	1.486	1.489	1.493	1.496	1.500	1.503	1.507	1.510	0	1	1	1	2	2	2	3	3
0.18	1.514	1.517	1.521	1.524	1.528	1.531	1.535	1.538	1.542	1.545	0	1	1	1	2	2	2	3	3
0.19	1.549	1.552	1.556	1.560	1.563	1.567	1.570	1.574	1.578	1.581	0	1	1	1	2	2	3	3	3
0.20	1.585	1.589	1.592	1.596	1.600	1.603	1.607	1.611	1.614	1.618	0	1	1	1	2	2	3	3	3
0.21	1.622	1.626	1.629	1.633	1.637	1.641	1.644	1.648	1.652	1.656	0	1	1	2	2	2	3	3	3
0.22	1.660	1.663	1.667	1.671	1.675	1.679	1.683	1.687	1.690	1.694	0	1	1	2	2	2	3	3	3
0.23	1.698	1.702	1.706	1.710	1.714	1.718	1.722	1.726	1.730	1.734	0	1	1	2	2	2	3	3	4
0.24	1.738	1.742	1.746	1.750	1.754	1.758	1.762	1.766	1.770	1.774	0	1	1	2	2	2	3	3	4
0.25	1.778	1.782	1.786	1.791	1.795	1.799	1.803	1.807	1.811	1.816	0	1	1	2	2	2	3	3	4
0.26	1.820	1.824	1.828	1.832	1.837	1.841	1.845	1.849	1.854	1.858	0	1	1	2	2	3	3	3	4
0.27	1.862	1.866	1.871	1.875	1.879	1.884	1.888	1.892	1.897	1.901	0	1	1	2	2	3	3	3	4
0.28	1.905	1.910	1.914	1.919	1.923	1.928	1.932	1.936	1.941	1.945	0	1	1	2	2	3	3	4	4
0.29	1.950	1.954	1.959	1.963	1.968	1.972	1.977	1.982	1.986	1.991	0	1	1	2	2	3	3	4	4
0.30	1.995	2.000	2.004	2.009	2.014	2.018	2.023	2.028	2.032	2.037	0	1	1	2	2	3	3	4	4
0.31	2.042	2.046	2.051	2.056	2.061	2.065	2.070	2.075	2.080	2.084	0	1	1	2	2	3	3	4	4
0.32	2.089	2.094	2.099	2.104	2.109	2.113	2.118	2.123	2.128	2.133	0	1	1	2	2	3	3	4	4
0.33	2.138	2.143	2.148	2.153	2.158	2.163	2.168	2.173	2.178	2.183	0	1	1	2	2	3	3	4	4
0.34	2.188	2.193	2.198	2.203	2.208	2.213	2.218	2.223	2.228	2.234	1	1	2	2	3	3	4	4	5
0.35	2.239	2.244	2.249	2.254	2.259	2.265	2.270	2.275	2.280	2.286	1	1	2	2	3	3	4	4	5
0.36	2.291	2.296	2.301	2.307	2.312	2.317	2.323	2.328	2.333	2.339	1	1	2	2	3	3	4	4	5
0.37	2.344	2.350	2.355	2.360	2.366	2.371	2.377	2.382	2.388	2.393	1	1	2	2	3	3	4	4	5
0.38	2.399	2.404	2.410	2.415	2.421	2.427	2.432	2.438	2.443	2.449	1	1	2	2	3	3	4	4	5
0.39	2.455	2.460	2.466	2.472	2.477	2.483	2.489	2.495	2.500	2.506	1	1	2	2	3	3	4	5	5
0.40	2.512	2.518	2.523	2.529	2.535	2.541	2.547	2.553	2.559	2.564	1	1	2	2	3	4	4	5	5
0.41	2.570	2.576	2.582	2.588	2.594	2.600	2.606	2.612	2.618	2.624	1	1	2	2	3	4	4	5	5
0.42	2.630	2.636	2.642	2.649	2.655	2.661	2.667	2.673	2.679	2.685	1	1	2	2	3	4	4	5	6
0.43	2.692	2.698	2.704	2.710	2.716	2.723	2.729	2.735	2.742	2.748	1	1	2	3	3	4	4	5	6
0.44	2.754	2.761	2.767	2.773	2.780	2.786	2.793	2.799	2.805	2.812	1	1	2	3	3	4	4	5	6
0.45	2.818	2.825	2.831	2.838	2.844	2.851	2.858	2.864	2.871	2.877	1	1	2	3	3	4	5	5	6
0.46	2.884	2.891	2.897	2.904	2.911	2.917	2.924	2.931	2.938	2.944	1	1	2	3	3	4	5	5	6
0.47	2.951	2.958	2.965	2.972	2.979	2.985	2.992	2.999	3.006	3.013	1	1	2	3	3	4	5	5	6
0.48	3.020	3.027	3.034	3.041	3.048	3.055	3.062	3.069	3.076	3.083	1	1	2	3	4	4	5	6	6
0.49	3.090	3.097	3.105	3.112	3.119	3.126	3.133	3.141	3.148	3.155	1	1	2	3	4	4	5	6	6

# ANTILOG TABLE

											Mean Difference									
0.50	3.162	3.170	3.177	3.184	3.192	3.199	3.206	3.214	3.221	3.228	1	1	2	3	4	4	5	6	7	
0.51	3.236	3.243	3.251	3.258	3.266	3.273	3.281	3.289	3.296	3.304	1	2	2	3	4	5	5	6	7	
0.52	3.311	3.319	3.327	3.334	3.342	3.350	3.357	3.365	3.373	3.381	1	2	2	3	4	5	5	6	7	
0.53	3.388	3.396	3.404	3.412	3.420	3.428	3.436	3.443	3.451	3.459	1	2	2	3	4	5	6	6	7	
0.54	3.467	3.475	3.483	3.491	3.499	3.508	3.516	3.524	3.532	3.540	1	2	2	3	4	5	6	6	7	
0.55	3.548	3.556	3.565	3.573	3.581	3.589	3.597	3.606	3.614	3.622	1	2	2	3	4	5	6	7	7	
0.56	3.631	3.639	3.648	3.656	3.664	3.673	3.681	3.690	3.698	3.707	1	2	2	3	4	5	6	7	8	
0.57	3.715	3.724	3.733	3.741	3.750	3.758	3.767	3.776	3.784	3.793	1	2	3	3	4	5	6	7	8	
0.58	3.802	3.811	3.819	3.828	3.837	3.846	3.855	3.864	3.873	3.882	1	2	3	4	4	5	6	7	8	
0.59	3.890	3.899	3.908	3.917	3.926	3.936	3.945	3.954	3.963	3.972	1	2	3	4	5	5	6	7	8	
0.60	3.981	3.990	3.999	4.009	4.018	4.027	4.036	4.046	4.055	4.064	1	2	3	4	5	6	6	7	8	
0.61	4.074	4.083	4.093	4.102	4.111	4.121	4.130	4.140	4.150	4.159	1	2	3	4	5	6	7	8	9	
0.62	4.169	4.178	4.188	4.198	4.207	4.217	4.227	4.236	4.246	4.256	1	2	3	4	5	6	7	8	9	
0.63	4.266	4.276	4.285	4.295	4.305	4.315	4.325	4.335	4.345	4.355	1	2	3	4	5	6	7	8	9	
0.64	4.365	4.375	4.385	4.395	4.406	4.416	4.426	4.436	4.446	4.457	1	2	3	4	5	6	7	8	9	
0.65	4.467	4.477	4.487	4.498	4.508	4.519	4.529	4.539	4.550	4.560	1	2	3	4	5	6	7	8	9	
0.66	4.571	4.581	4.592	4.603	4.613	4.624	4.634	4.645	4.656	4.667	1	2	3	4	5	6	7	9	10	
0.67	4.677	4.688	4.699	4.710	4.721	4.732	4.742	4.753	4.764	4.775	1	2	3	4	5	7	7	9	10	
0.68	4.786	4.797	4.808	4.819	4.831	4.842	4.853	4.864	4.875	4.887	1	2	3	4	5	7	8	9	10	
0.69	4.898	4.909	4.920	4.932	4.943	4.955	4.966	4.977	4.989	5.000	1	2	3	4	5	7	8	9	10	
0.70	5.012	5.023	5.035	5.047	5.058	5.070	5.082	5.093	5.105	5.117	1	2	3	4	5	7	8	9	11	
0.71	5.129	5.140	5.152	5.164	5.176	5.188	5.200	5.212	5.224	5.236	1	2	4	5	6	7	8	10	11	
0.72	5.248	5.260	5.272	5.284	5.297	5.309	5.321	5.333	5.346	5.358	1	2	4	5	6	7	9	10	11	
0.73	5.370	5.383	5.395	5.408	5.420	5.433	5.445	5.458	5.470	5.483	1	3	4	5	6	8	9	10	11	
0.74	5.495	5.508	5.521	5.534	5.546	5.559	5.572	5.585	5.598	5.610	1	3	4	5	6	8	9	10	12	
0.75	5.623	5.636	5.649	5.662	5.675	5.689	5.702	5.715	5.728	5.741	1	3	4	5	7	8	9	10	12	
0.76	5.754	5.768	5.781	5.794	5.808	5.821	5.834	5.848	5.861	5.875	1	3	4	5	7	8	9	11	12	
0.77	5.888	5.902	5.916	5.929	5.943	5.957	5.970	5.984	5.998	6.012	1	3	4	5	7	8	10	11	12	
0.78	6.026	6.039	6.053	6.067	6.081	6.095	6.109	6.124	6.138	6.152	1	3	4	6	7	8	10	11	13	
0.79	6.166	6.180	6.194	6.209	6.223	6.237	6.252	6.266	6.281	6.295	1	3	4	6	7	9	10	11	13	
0.80	6.310	6.324	6.339	6.353	6.368	6.383	6.397	6.412	6.427	6.442	1	3	4	6	7	9	10	12	13	
0.81	6.457	6.471	6.486	6.501	6.516	6.531	6.546	6.561	6.577	6.592	2	3	5	6	8	9	11	12	14	
0.82	6.607	6.622	6.637	6.653	6.668	6.683	6.699	6.714	6.730	6.745	2	3	5	6	8	9	11	12	14	
0.83	6.761	6.776	6.792	6.808	6.823	6.839	6.855	6.871	6.887	6.902	2	3	5	6	8	9	11	13	14	
0.84	6.918	6.934	6.950	6.966	6.982	6.998	7.015	7.031	7.047	7.063	2	3	5	6	8	10	11	13	15	
0.85	7.079	7.096	7.112	7.129	7.145	7.161	7.178	7.194	7.211	7.228	2	3	5	7	8	10	12	13	15	
0.86	7.244	7.261	7.278	7.295	7.311	7.328	7.345	7.362	7.379	7.396	2	3	5	7	8	10	12	13	15	
0.87	7.413	7.430	7.447	7.464	7.482	7.499	7.516	7.534	7.551	7.568	2	3	5	7	9	10	12	14	16	
0.88	7.586	7.603	7.621	7.638	7.656	7.674	7.691	7.709	7.727	7.745	2	3	5	7	9	10	12	14	16	
0.89	7.762	7.780	7.798	7.816	7.834	7.852	7.870	7.889	7.907	7.925	2	4	5	7	9	11	12	14	16	
0.90	7.943	7.962	7.980	7.998	8.017	8.035	8.054	8.072	8.091	8.110	2	4	6	7	9	11	13	15	17	
0.91	8.128	8.147	8.166	8.185	8.204	8.222	8.241	8.260	8.279	8.299	2	4	6	8	9	11	13	15	17	
0.92	8.318	8.337	8.356	8.375	8.395	8.414	8.433	8.453	8.472	8.492	2	4	6	8	10	12	14	15	17	
0.93	8.511	8.531	8.551	8.570	8.590	8.610	8.630	8.650	8.670	8.690	2	4	6	8	10	12	14	16	18	
0.94	8.710	8.730	8.750	8.770	8.790	8.810	8.831	8.851	8.872	8.892	2	4	6	8	10	12	14	16	18	
0.95	8.913	8.933	8.954	8.974	8.995	9.016	9.036	9.057	9.078	9.099	2	4	6	8	10	12	15	17	19	
0.96	9.120	9.141	9.162	9.183	9.204	9.226	9.247	9.268	9.290	9.311	2	4	6	8	11	13	15	17	19	
0.97	9.333	9.354	9.376	9.397	9.419	9.441	9.462	9.484	9.506	9.528	2	4	7	9	11	13	15	17	20	
0.98	9.550	9.572	9.594	9.616	9.638	9.661	9.683	9.705	9.727	9.750	2	4	7	9	11	13	16	18	20	
0.99	9.772	9.795	9.817	9.840	9.863	9.886	9.908	9.931	9.954	9.977	2	5	7	9	11	14	16	18	20	





## GLOSSARY

### கலைச்சொற்கள்

- |                                |                                               |
|--------------------------------|-----------------------------------------------|
| 1. Altitude                    | - குத்துயரம்                                  |
| 2. Astronomy                   | - வானியல்                                     |
| 3. Angle of Contact            | - தொடுகோணம்                                   |
| 4. Aerofoil lift               | - விமான இறக்கை உயர்த்தல்                      |
| 5. Adiabatic process           | - வெப்ப பரிமாற்றமில்லா நிகழ்வு                |
| 6. Average (or) Mean speed     | - சராசரி வேகம்                                |
| 7. Angular Harmonic motion     | - கோணச்சீரிசை இயக்கம்                         |
| 8. Beats                       | - விம்மல்கள்                                  |
| 9. Buoyant force               | - மிதப்பு விசை                                |
| 10. Breaking of rupture point  | - முறிவுப்புள்ளி                              |
| 11. Compressive stress         | - அழுக்கத்தகைவு                               |
| 12. Calorimeter                | - வெப்ப அளவீட்டியல்                           |
| 13. Conduction                 | - வெப்பக்கடத்தல்                              |
| 14. Change of state            | - நிலை மாற்றம்                                |
| 15. Capillary rise or fall     | - நுண்புழை ஏற்றம் அல்லது இறக்கம்              |
| 16. Compress                   | - அழுக்கம் / இறுக்கம்                         |
| 17. Compliance                 | - இணக்கம்                                     |
| 18. Coefficient of performance | - செயல்திறன் குணகம்                           |
| 19. Degree of freedom          | - சுதந்திர இயக்கக்கூறு                        |
| 20. Damped oscillation         | - தடையுறு இயல்பு அதிர்வுகள்                   |
| 21. Elongate                   | - நீட்சி                                      |
| 22. Elastic limit              | - மீட்சி எல்லை                                |
| 23. Escape speed               | - விடுபடு வேகம்                               |
| 24. Epicycle                   | - பெரு வட்டத்தில் அமையும் சிறு வட்டச் சுழற்சி |
| 25. Epoch                      | - தொடக்கக்கட்டம்                              |
| 26. Equilibrium                | - சமநிலை                                      |
| 27. Flexible constant          | - நெகிழ்வு தன்மை மாறிலி                       |
| 28. Free oscillations          | - தனி அலைவியக்கம்                             |
| 29. Force constant             | - விசை மாறிலி                                 |
| 30. Forced Oscillation         | - திணிக்கப்பட்ட அலைவுகள்                      |
| 31. Frequency                  | - அதிர்வெண்                                   |
| 32. Geocentric model           | - புவிமையக் கோட்பாட்டு மாதிரி                 |
| 33. Gravitational field        | - ஈர்ப்பு புலச்செறிவு (அல்லது) ஈர்ப்புப்புலம் |





34. Gravitational Potential	- ஈர்ப்புமூத்தம்
35. Gravitational Potential energy	- ஈர்ப்புமூத்த ஆற்றல்
36. Geo- Stationary satellite	- புவி நிலைத் துணைக்கோள்
37. Hydrostatic paradox	- நீர்ம நிலையியல் முரண்பாடு
38. Heat engine	- வெப்ப இயந்திரம்
39. Hydraulic lift	- நீரியல் தூக்கி
40. Harmonics	- சீரிசை
41. Heliocentric model	- சூரிய மையக்கோட்பாடு
42. Interference	- குறுக்கீட்டு விளைவு
43. Isothermal process	- வெப்பநிலை மாறா நிகழ்வு
44. Isobaric process	- அழுத்தம் மாறா நிகழ்வு
45. Isochoric process	- பருமன் மாறா நிகழ்வு
46. Lateral strain	- பக்கவாட்டுத்திரிபு
47. Longitudinal strain	- நீளவாட்டுத்திரிபு
48. Longitudinal stress	- நீட்சித்தகைவு
49. Loudness	- உரப்பு / ஒலி உரப்பு
50. Lunar Eclipse	- சந்திர கிரகணம்
51. Latent heat	- உள்ளுறை வெப்பம்
52. Latitude	- குறுக்குக்கோடு / அட்சக்கோடு
53. Law of equipartition of energy	- ஆற்றல் சமபங்கீட்டு விதி
54. Mean square speed	- சராசரி இருமடிவேகம்
55. Most probable speed	- மிகவும் சாத்தியமான வேகம்
56. Mean free path	- சராசரி மோதலிடைத்தூரம்
57. Maintained Oscillation	- நிலைநிறுத்தப்பட்ட அதிர்வுகள்
58. Mean position	- நடுநிலை
59. Number density	- எண் அடர்த்தி
60. Node	- கணு
61. Natural oscillation	- இயல்பு அதிர்வுகள்
62. Non-periodic motion	- சீரலைவற்ற இயக்கம்
63. Oscillatory motion	- அலைவியக்கம்
64. Orbital velocity	- சுற்றியக்க திசைவேகம்
65. Overtone	- மேற்சுரம்
66. Polar satellite	- துருவ துணைக்கோள்
67. Phase	- கட்டம்
68. Periodic motion	- சீரலைவு இயக்கம்
69. Phase difference	- கட்ட வேறுபாடு
70. Penumbra	- பகுதி நிழல்
71. Retrograde motion	- பின்னோக்கு இயக்கம்
72. Restoring force	- மீள்விசை
73. Restoring Torque	- மீள்திருப்பு விசை
74. Random motion	- ஒழுங்கற்ற இயக்கம் / சீரற்ற இயக்கம்
75. Root mean square speed (Vrms)	- சராசரி இருமடிமூல வேகம்
76. Radiation	- வெப்பக்கதிர்வீச்சு



77. Resonance	- ஒத்ததிர்வு
78. Ripples	- சிற்றலைகள்
79. Standard (or) Normal temperature and pressure	- படித்தர (அல்லது) இயல்பு வெப்பநிலை மற்றும் அழுத்தம்
80. Stethoscope	- இதயத்துடிப்பு அறியும் கருவி
81. Sonometer	- சுரமானி
82. Superposition	- மேற்பொருந்துதல்
83. Spring constant / force constant	- சுருள்மாறிலி
84. Stiffness constant	- முறுக்கு மாறிலி
85. Simple pendulum	- தனி ஊசல்
86. Satellite	- துணைக்கோள்
87. Stationary waves	- நிலை அலைகள்
88. Shearing Stress	- சறுக்குப்பெயர்ச்சித் தகைவு
89. Surface tension	- பரப்பு இழுவிசை
90. Streamlined flow	- வரிச்சீர் ஓட்டம்
91. Specific heat capacity	- தன்வெப்ப ஏற்புத்திறன்
92. Speed distribution function	- வேகப் பகிர்வுச் சார்பு
93. Specific heat capacity at constant pressure	- அழுத்தம் மாறா தன்வெப்ப ஏற்புத்திறன்
94. Specific heat capacity at constant volume	- பருமன் மாறா தன்வெப்ப ஏற்புத்திறன்
95. Simple Harmonic motion	- தனிச்சீரிசை இயக்கம்
96. Tensile stress	- இழுவிசைத்தகைவு
97. Terminal velocity	- முற்றுத் திசைவேகம்
98. Time period	- அலைவுக்காலம்
99. Turbulent flow	- சுழற்சி ஓட்டம்
100. Tsunami	- ஆழிப்பேரலை
101. Thermal conductivity	- வெப்பக்கடத்துத்திறன்
102. Thermometer	- வெப்பநிலைமானி
103. Triple Point	- முப்புள்ளி
104. Universal gas constant	- பொது வாயுமாறிலி
105. Umbra	- கருநிழல்
106. Viscosity	- பாகுநிலை
107. Water striders	- நீர்தாண்டிப்பூச்சிகள்
108. Wavicle	- அலைத்துகள்
109. Zig – Zag path	- குறுக்கு – நெடுக்கானப் பாதை



## State Council of Educational Research and Training, Chennai-6

Higher Secondary First Year Physics volume-2

List of Subject Experts in Textbook Writing

### Domain Expert & Mentor

**Prof. Dr. Rita John**

Professor and Head,  
Department of Theoretical Physics  
University of Madras, Chennai.

### Reviewers

**Dr. V. N. Mani.**

Principal Scientist F, Head (C-MET)  
Department of Electronic &  
Information Technology, Hyderabad,  
Government of India.

**Prof. Dr. P. Ravindran**

Dept. of Physics,  
School of Basic and Applied Sciences,  
Central University of Tamil Nadu, Thiruvavur.

**Dr. Rajeev Shesha Joshi**

Assistant Professor  
School of Physical Sciences,  
Central University of Karnataka.

### Content Writers

#### Content developed by

**Mr. C. Joseph Prabagar**

Assistant Professor  
PG & Research Department of Physics,  
Loyola College, Chennai

**Dr. S. S. Naina Mohammed**

Assistant Professor  
PG & Research Department of Physics,  
Government Arts College,  
Udumalpet, Tiruppur Dt.

**Dr. K. Rajarajan**

Associate Professor  
Department of Physics  
R.V. Government. Arts College  
Chengalpattu.

#### Content modified by

**Prof. Dr. Rita John**

**Prof. Dr. P. Ravindran**

**Dr. Rajeev Shesha Joshi**

### Art and Design Team

#### Layout & -QC

Sridhar V  
Yogesh B  
Asker Ali.M

#### Illustration

K. Sasikumar B.F.A  
S. Duragadevi

#### Cover Design

Kathir Arumugam

#### Co-ordination

**Ramesh Munisamy**

### Tamil Translators

**Dr. S. Sritharan**

Head Master,  
Government Hr. Sec. School,  
Karaikurichipudur, Namakkal Dt.

**Mr. A .Ganesh**

Head Master,  
Government Higher School,  
Somangalam, Kanchipuram Dt.

**E.Elangovan**

Head master,  
Government Hr. Sec. School,  
Ramanayakanpettai,  
Vellore Dt.

**Mr.M.Palanikumar**

PGT, MNMSP Senth Kumara Nadar Higher  
Secondary School, Mallankinaru  
Virudhunagar Dt.

**Dr.K.Vasudevan**

PGT, Govt. ADW. Hr. Sec. School  
Kalangani, Namakkal Dt

**Mr. T. Thamaraiselvan**

PGT, Government Hr. Sec. School,  
Aranthangi, Pudukottai Dt.

### Content Readers

**Dr. P. Balamurugan**

Assistant Professor,  
PG and Research Department of Physics,  
Government Arts College for Men  
Nandanam, Chennai.

**Dr.V.Sivamadhavi**

Associate Professor  
Department of Physics  
Bharathi Women's College Chennai

**Mr.M.Palanichamy**

Head Master, Government Hr. Sec. School  
Krishnarayapuram Karur Dt.

**Dr.S.Ravikasi Venkatraman**

Head Master, Government Girls. Hr. Sec. School  
Desur, Tiruvannamalai Dt.

**Mr.N.Thamaraikannan**

PG Assistant, JGN Hr. Sec. School  
Tambaram, Kanchipuram Dt.

**Mr.T.Subbiah**

PG Assistant, Government Girls Hr. Sec. School  
Achirupakkam, Kanchipuram Dt.

### Subject Coordinators

**Mrs. P. Nantha**

Senior Lecturer  
SCERT, Chennai

**Mrs. D. Shanmugasundari**

Graduate Assistant  
P.U.M. School Melathulukkankulam  
Kariyapatti Union, Virudhunagar Dt.

**Mr.G.Arulraja**

Graduate Assistant  
MKV Govt. Boys. Hr. Sec. School  
Arani, Thiruvallur Dt.

### ICT Coordinators

**Mr.G. Bergin**

PG Assistant (Physics)  
Government Boys Higher Secondary School,  
Sayalkudi  
Ramanathapuram Dt.

**Saranya.A**

SGT, P.U.P.S,  
Sellathapalayam,  
Modakkurichi block,  
Erode Dt.

**Kamesh. R**

SGT, P.U.P.S, Pinjanur,  
Nallur Block, Cuddalore Dt.

### QR Code Management Team

**R. Jaganathan**

Pums Ganesapuram- Polur  
Thiruvannamalai Dt.

**N. Jagan**

Gbhss Uthiramerur  
Kancheepuram Dt.

**J.F.Paul Edwin Roy**

Pums Rakkipatti  
Salem Dt.

### Typist

Mrs.D.Kavitha

This book has been printed on 80 G.S.M.  
Elegant Maplitho paper.

Printed by offset at:



# NOTE



# NOTE



# NOTE

