


## Lesson - 2

# COMPARISON

Go out and collect some twigs. Place twigs on the sticks and compare lengths.

Can you find the longest one? Which one is shortest?



Now, arrange the twigs starting from the longest to the shortest.



Draw lines on the ground. Place twigs on these lines. Can you tell which line is the longest, and which one is the shortest?




How will she get the kite.



Put a cross (X) on the taller object.



## Why did Badku get struck?



Circle the largest of the objects in each picture.



Make some more pictures and identify the largest objects from them.

Think of different animals names. Which of these animals is the largest?



## Why did the branch bend?



Circle the heavier object in each picture given below.

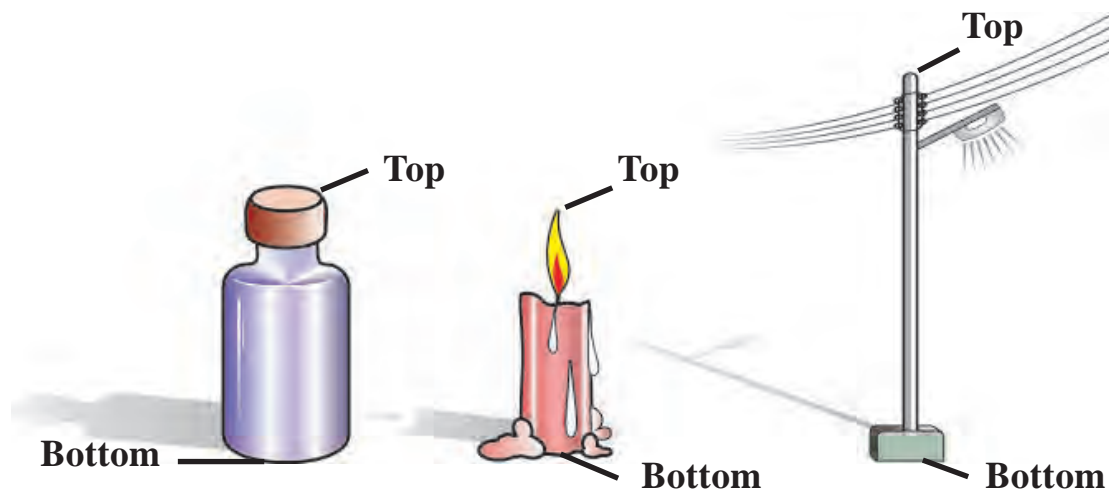


Think of more objects like these. Identify the heavy and light objects among them.





## Top-Bottom



**Mark (✓) on the bottom of the tree.**



**Mark (✓) on the top of the bucket.**




**Mark (✓) on the base of the pot.**



**Do we also have top and bottom?**

Put a tick mark (✓) on the cow nearer to the tree.



Put a tick mark (✓) on the fish for to the flower.



**Put a tick mark (✓) on the tree nearer to the house.**



**Put a tick mark (✓) on the child who is on the lower side of the seesaw.**



Put a tick mark (") on the higher kite




Put a tick mark (") on the cat under the cot



Inside-outside

Put a tick mark (✓) on the ball inside the glass.





Put a tick mark (✓) on the objects inside the classroom and cross (x) on the object outside the classroom.



Blackboard

☐


duster

☐


book

☐


tree

☐


hand pump

☐


flag

☐


bell

☐

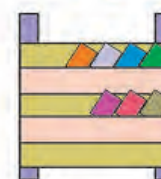

Slide

☐


chair

☐


well

☐


rack

☐

**Former - later**

Put a tick mark (✓) on the child who will first enter the class.



Put a tick mark (✓) on the squirrel which will reach down last.

