


6

The Boat Goes



Have you ever made a paper-boat ? We shall teach you how to make a boat. May be, you know it already. Still, let's make a boat together and float it in water.




The Boat is made this way

Take a piece of paper. Fold the paper as shown in the pictures below.



1



2




3




4



5



6



7

Your boat is ready. Now float it in the flowing water.

Which direction is the boat going? And why?

Why does the boat not move in still water?

How can you move the boat in the still water?

Dulari saw a Boat

Once, Dulari went to Jagdalpur with her family. Dulari's uncle lives at Jagdalpur. She went to the bank of a river. Its name was 'Indrawati'. Dulari saw that a number of people were having bath in the river, a boat was also sailing in it and the people were moving from one bank of the river to the other.

Dulari had made a paper boat earlier. But she saw a real boat for the first time. Dulari asked her uncle from where these people were coming by boat ? Her uncle told pointing out with his finger that they were coming from a village called Dongaghat.

Dulari also expressed her desire to travel in the boat.

Dulari got seated with his uncle on the boat. Dulari was watching carefully how the boat was moving.

Did the boat exist earlier also? What kind of boat would it have been?
Come, let's try to find out the answers to these questions.


The early boat

Lets look at the pictures given below and find out how the people used to cross the rivers and streams.



In picture 1 two persons are crossing a stream. This was a way to cross it. Do the people cross a stream the same way even now? Find out.

Look at the picture 2. How is the man in this picture travelling in the river? Write.



Picture 2

In the beginning, the people adopted this way to travel in the river (Picture 2). But with the passage of time, the people modified it slowly as shown in picture- 3. After some time, how did the people travel in the river ? Look at picture 3 and tell.



Picture 3

Environmental Studies-4

In picture 3 and 4, why do the people have thick sticks in their hands ? What are they doing with these ?

Look at this picture carefully. Thoughtfully, people tried out new ideas and finally the people made a beautiful boat.
How has this been made ?



Can you think by which of these means you can travel in a deep river?

Think and tell

Now tell what are the changes and modifications brought about in a boat since then ?

Now-a-days, what type of boats and ships are found ?



What did we learn?

Oral

1. What means are used to cross a river?
2. What do we call a man who sails a boat?

Written

1. In ancient times, from which material was the boat made?
2. What is the difference between an early boat and a modern boat? Write.
3. If there were no boats and ships, what difficulty would we have to face?

Find out and Do

1. Look at a boat which is floating nearby and draw its picture.
2. Collect the pictures of different types of boats and ships.
3. Put some pebbles in the floating bowl in a bucket. Keep on putting pebbles until it sinks. After putting how many pebbles did the bowl sink?