



Patterns

Page No 31:


Question 1:

Bholu  has eaten a part of the shawl of Binni's mother.


Look at the picture and help Binni in matching which piece is of the same pattern.




Answer:



Page No 32:

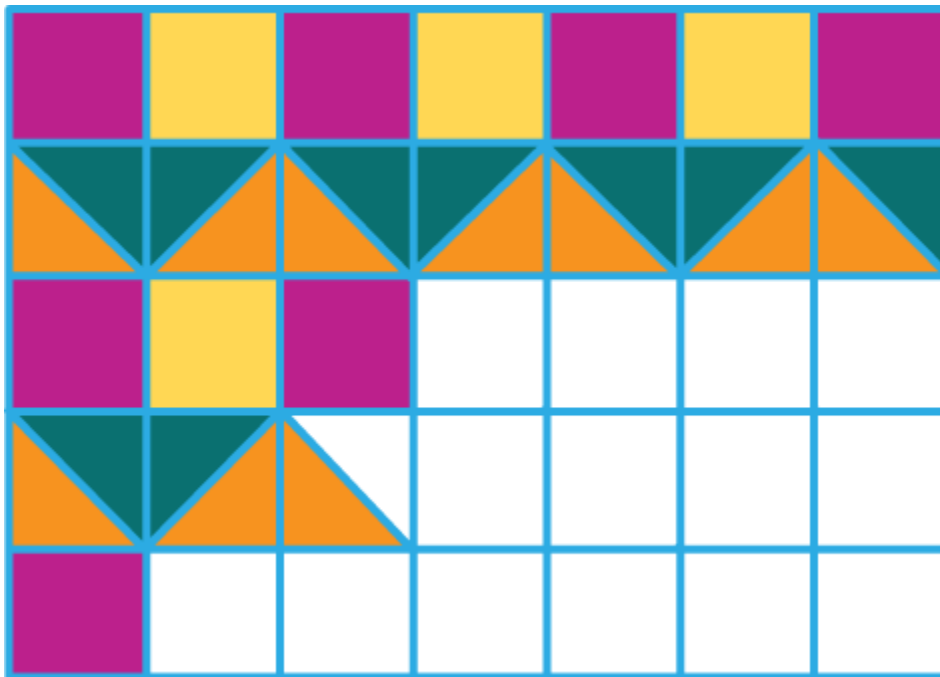
Question 1: Madhav wants to make a pattern on a gate using . Can you guess which of these cannot be formed with this?




Answer:



Question 2: Fill up the blank boxes to complete the pattern.



Answer:



Page No 33:

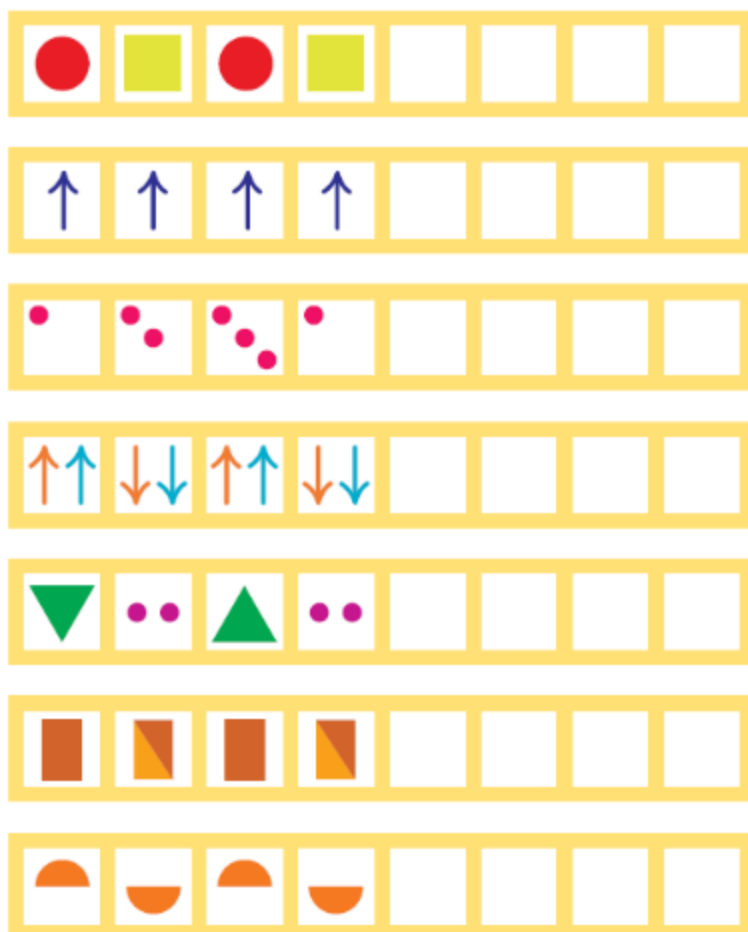
Question 1: Now you also make some patterns with

↑ arrows in your notebook.

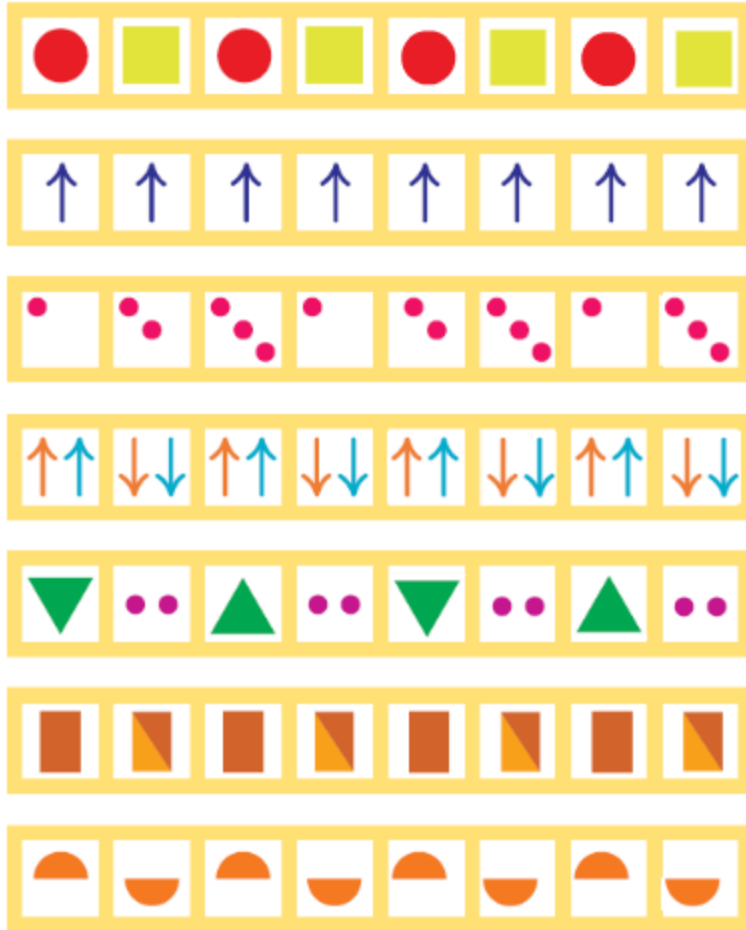
Answer: *Disclaimer: The answer may vary from student to student. It is highly recommended that the students prepare the answer on their own.*

Page No 34:

Question 1: Look at the patterns and fill up the boxes.



Answer:

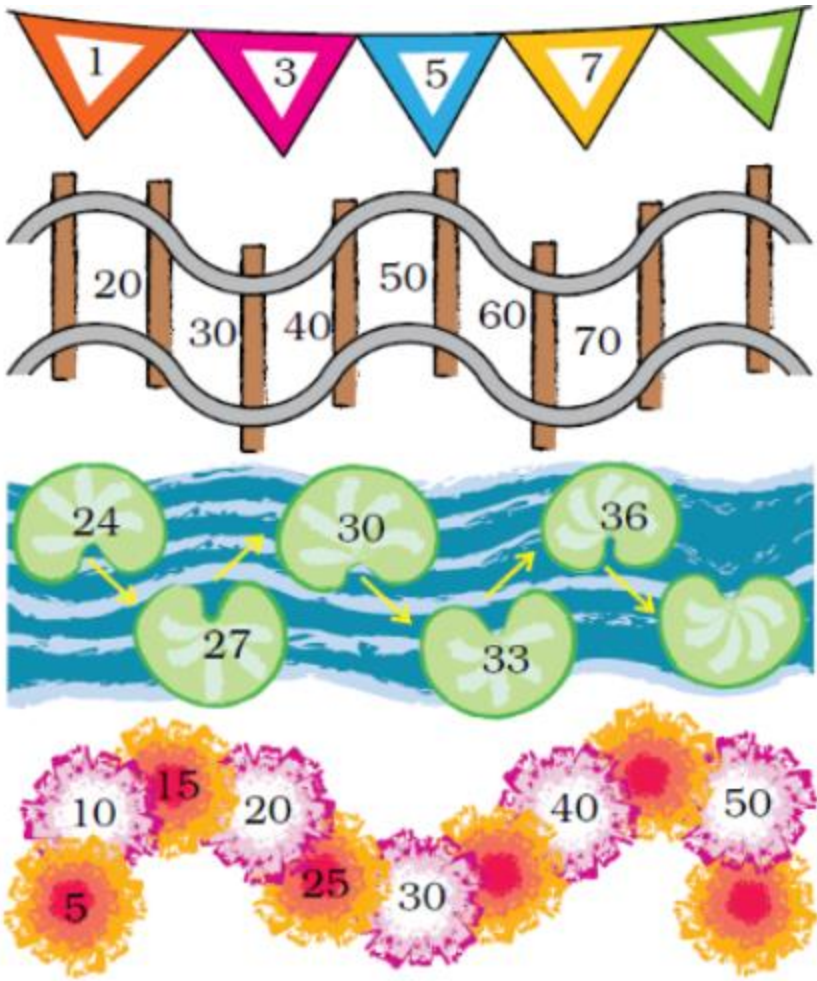


Question 2: Now, you also make patterns using different shapes and show them to your friends.

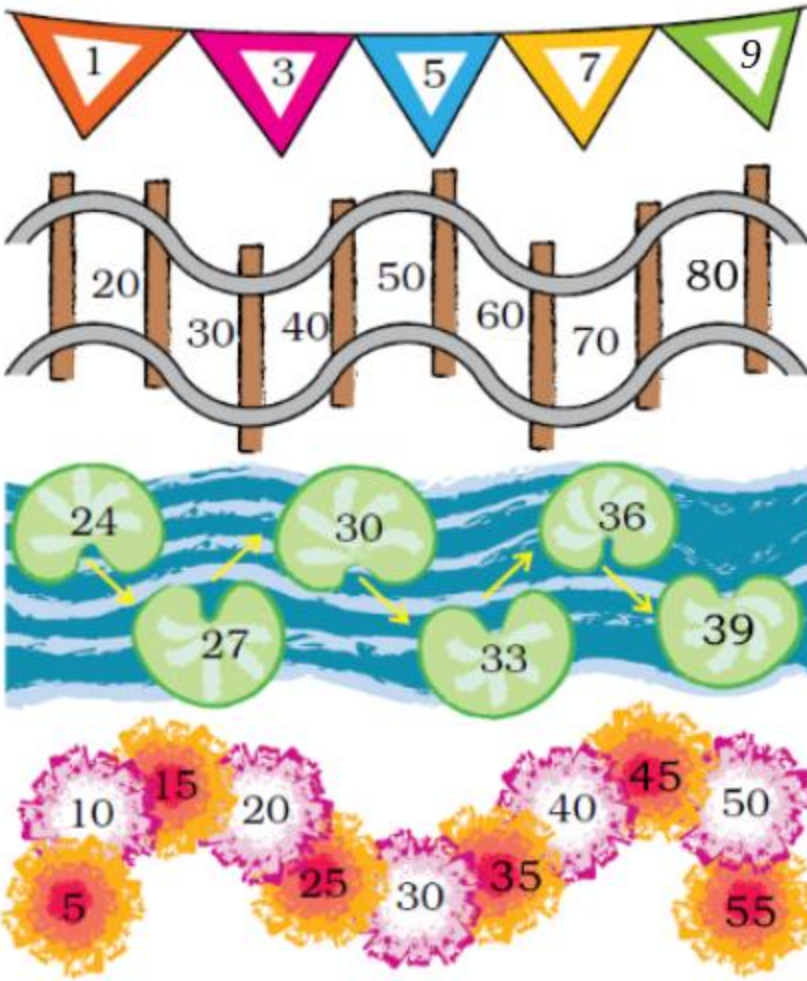
Answer: *Disclaimer: Students are advised to prepare the answer on their own.*

Page No 35:

Question 1: Number Patterns Let us look at some patterns with numbers. Fill the number in the blank space of each pattern.

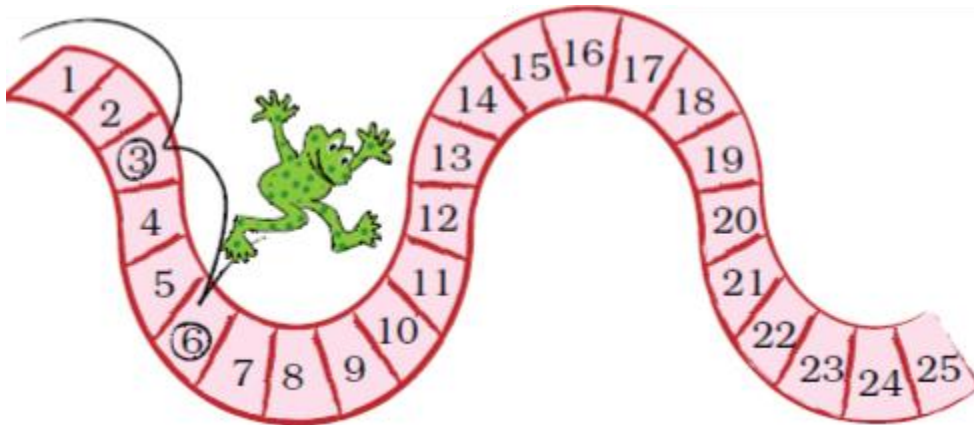


Answer:

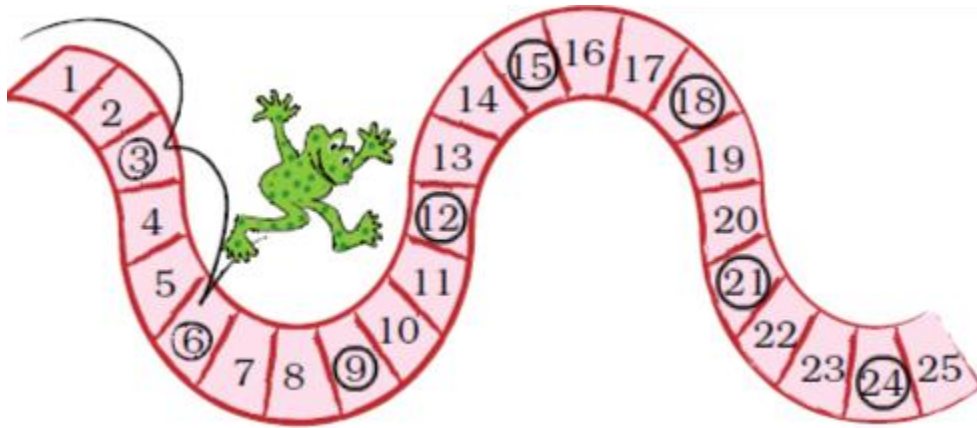


Page No 36:


Question 1: Titu frog jumps over two numbers and reaches the third number. Where will Titu go next? Make a ring on the other numbers.



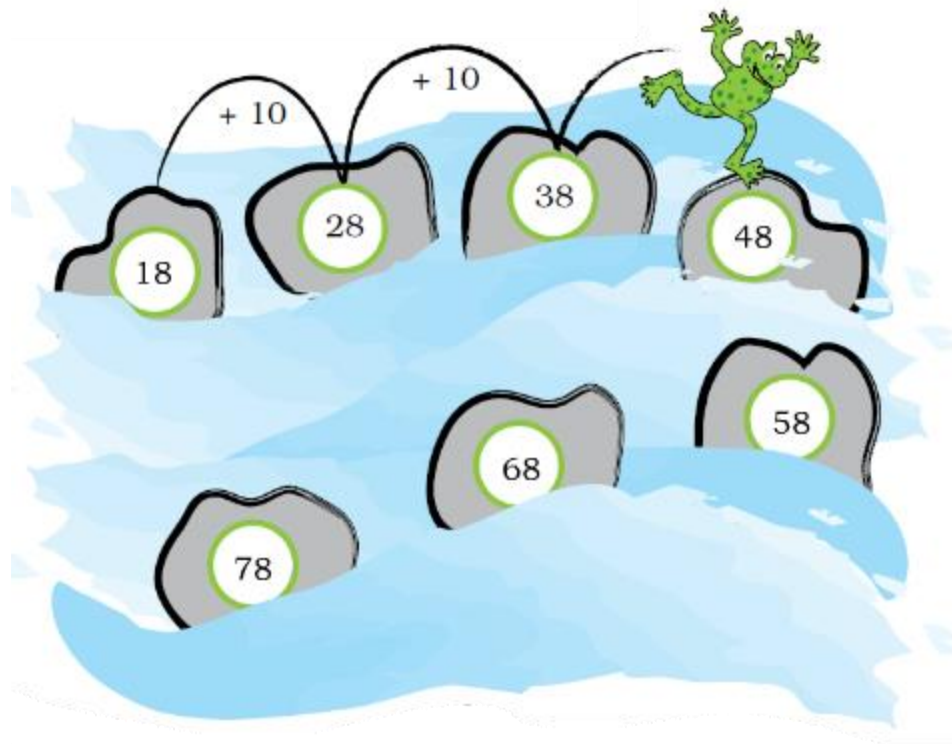
Answer:



Question 2: Titu jumps and gets on every 10th stone. Write the numbers on the stones.



Answer:



Page No 37:

Question 1: *Read and write what comes next:*

AA	BB	CC					
AB	CD	EF					
DAY	NIGHT	DAY					
1	2	1	2				
87	88	89					
20	30	40					
19	29	39					
2	5	8					
15	20	25					
18	21	24					
52	54	56					
5P	6Q	7R					
85	75	65					
55	50	45					
20	19	18					
40	38	36					

Answer:

AA	BB	CC	DD	EE	FF	GG	HH
AB	CD	EF	GH	IJ	KL	MN	OP
DAY	NIGHT	DAY	NIGHT	DAY	NIGHT	DAY	NIGHT
1	2	1	2	1	2	1	2
87	88	89	90	91	92	93	94
20	30	40	50	60	70	80	90
19	29	39	49	59	69	79	89
2	5	8	11	14	17	20	23
15	20	25	30	35	40	45	50
18	21	24	27	30	33	36	39
52	54	56	58	60	62	64	66
5P	6Q	7R	8S	9T	10U	11V	12W
85	75	65	55	45	35	25	15
55	50	45	40	35	30	25	20
20	19	18	17	16	15	14	13
40	38	36	34	32	30	28	26

Page No 38:

Question 1: Now, you also collect some leaves and arrange them in different patterns. Also, draw patterns using matchsticks.



Answer: *Disclaimer: It is highly recommended that the students prepare the answer on their own.*