


UNIT-2

LET'S PLAY HIDE AND SEEK

ACTIVITY - 1

Colour the animals and match their paws with the animals.



Helpline

Recite the rhyme : "Where is Thumbkin?"

ACTIVITY - 2

Look at the pictures and listen to the story.




Helpline

Tell the story 'The Hare and The Tortoise'. Dramatize the story and make the children play the part of animals.

ACTIVITY - 3

Let me count, you hide !



Helpline

- Help them play Hide and Seek. But before that, dramatize the dialogue given on page 25, and sing the rhyme "There were 10 in the bed".
- Make them count 1 to 10 and play Hide and Seek. Help them use English expressions.

ACTIVITY - 4
Where is she?



Helpline

Rabbit : Squirrel is under the table.

- (Use 'in', 'on', 'under' and 'behind'. Change roles and positions.)

ACTIVITY - 5

He is reading.



Helpline

Use the pictures to describe different actions. Students can do the actions as the teacher describes them. Then, they say what their friend is doing.

ACTIVITY - 6

All About Me

My Name :

Mother's Name :

Father's Name :

School :

Town/City :

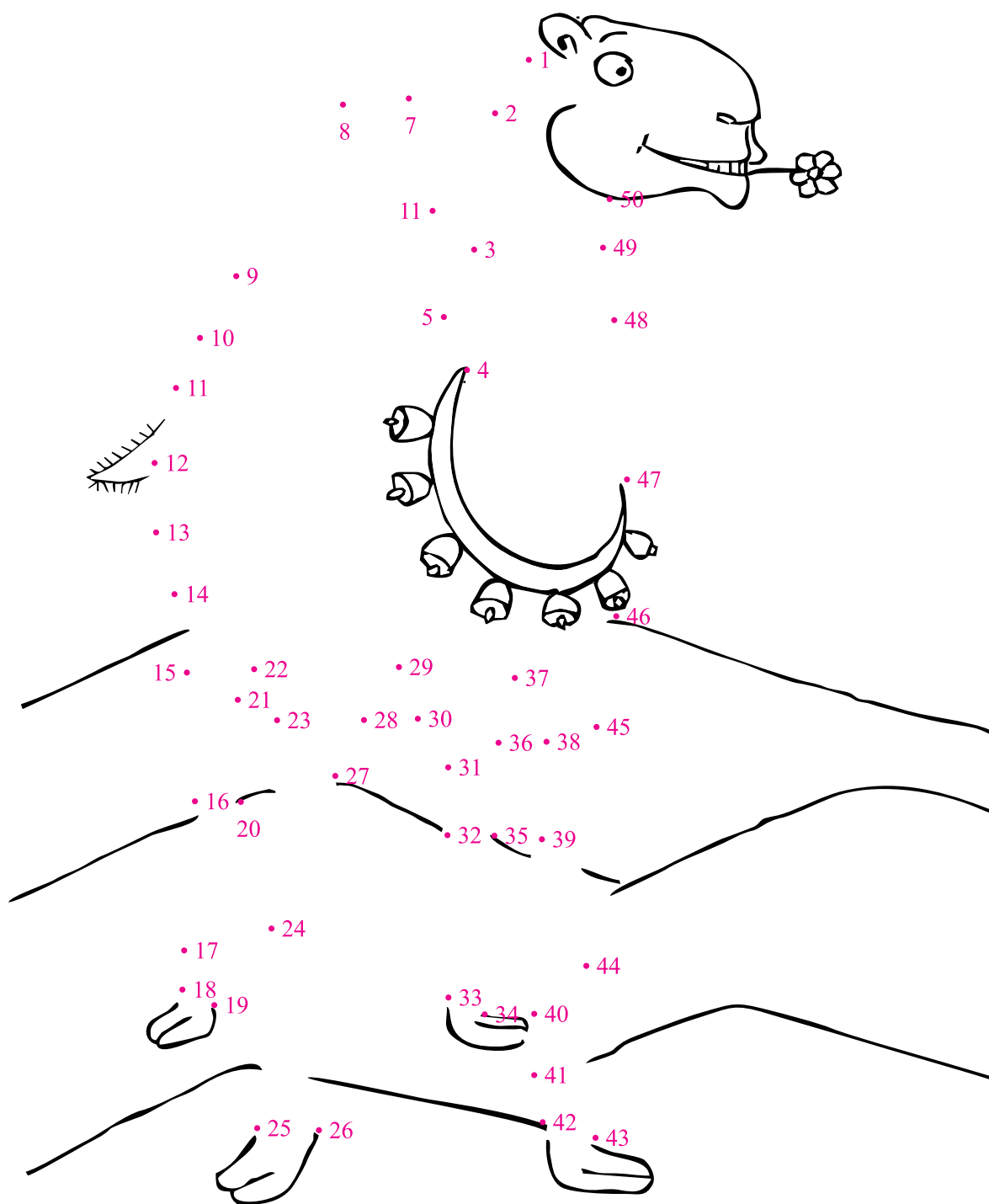
Colour I like :

Bird I like :

Animal I like :

ACTIVITY - 7

Join the dots and complete the picture.




Helpline

Make them say 1 to 20 and then go on upto 50.

ACTIVITY - 8

Find the animals and colour them.



Helpline

- Make them ask and answer questions about the pictures.
My frog is green. What colour is your frog?




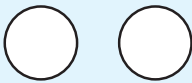






ACTIVITY - 9
Guess who is hiding.



Helpline

You can use such expressions. I think this is squirrel./What is that?/Where is the lion?
/I think he is....

ACTIVITY - 10 (A)
Count, colour and write.


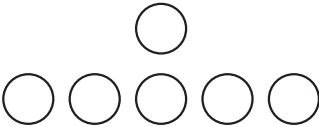

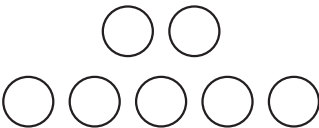






		1
		2
		3
		4
		5

1	2	3	4	5
1	2	3	4	5
	2			
		3		
			4	
				5

Helpline

Help the students count and write the numbers. Students will first fill up the circles with different colours and then write the numbers in the space provided.


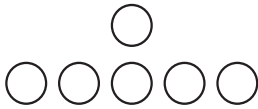

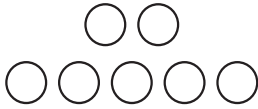

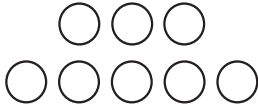

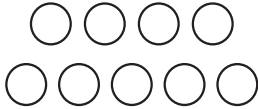

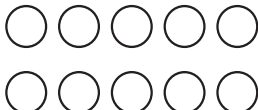
ACTIVITY - 10 (B)

		6
		7
		8
		9
		10

Helpline

Help the students count and first fill up the circles with different colours. Also make them count other objects available in the classroom.

ACTIVITY - 10 (C)

		6
		7
		8
		9
		10

6 7 8 9 10

Helpline

Help the students count the number of pictures given on this page and fill up the circles with colours. Help the students count and identify the numbers from 6-10.

Unit-2 Helpline

Dialogue: Hide and Seek

Puppy : Kitty, meet my friends, Rabbit,
Monkey and Squirrel.

All : Hello, Kitty.

Kitty : Hello.

Monkey : Come on , let's play a game.

All : Oh yes, let's play.

Squirrel : Let's play hide and seek.

All : Oh yes, oh yes.

Rabbit : Let me count, you hide. 1, 2...

All : Let's hide, let's hide, quick,
quick.

Rabbit : 3, 4, 5, 6, 7, 8, 9 10 !! I'm
coming!

Rabbit : Monkey is in the bush. Come
out, Monkey.

Monkey : Oh no!

Rabbit : You are behind the tree Puppy,
come out.

Puppy : I'm caught!

Rabbit : Where's Kitty? Kitty, where are
you? There she is...on the roof!

Kitty : Where is Squirrel?

Rabbit : Squirrel, Squirrel, come out
please, the game is over!

Kitty : Where is she? Let's find her.

Monkey : Ha! Ha! She is here.

All : Where? Where?

Monkey : Under the table.

All : Oh! She is sleeping!

Rhyme

"There were ten in the bed,
And the little one said,
Roll over, roll over, roll over.

There were nine in the bed,
And the little one said,
Roll over, roll over, roll over.

There were eight in the bed,
And the little one said,
Roll over, roll over, roll over.

(continue till one)

There was one in the bed,
And no one said,
Roll over, roll over, roll over."

Language

Introducing others and greeting

Hello", "Meet my friend (+name)" l...!

"Nice to meet you."

Making suggestions

Accepting/rejecting suggestions

'Let's play cricket."

"Oh yes/no ... "

Talking about locations

'Where is Monkey/Squirrel?"

"He's here."

"Under the table", "in the bush", etc.

Skills

Listening and speaking

Counting orally from 1-10

Copying numbers

Environmental awareness

Identifying animals, learning names of animals, interpreting the relationship in an interactive manner

Social awareness and skills

Working in groups and teams

Working as the leader of a group

Co-operating and completing a task

Mathematical awareness

Learning numbers 1-5

Recognising numbers 6-10