

Chapter-3

Poverty

Introduction:

In the previous chapter, we viewed human beings as 'active resources' of production. Let's now discuss the form of human resources. If a man is not able to meet his minimum needs to lead his life, he is known as a member of particular class and the identity of that class shows poverty.

Bihar, in comparison to other states, is a backward state and most of the people here live in villages. Since their income is meager, they are unable to meet their minimum needs and always suffer from poverty.

In this chapter, we will discuss poverty line, causes of poverty and anti-poverty measures in detail.

Picture - 3.1



Hunger and thirst hope for bread

Poverty

In India, poverty means the situation in which a man is not able to earn enough to meet minimum needs for his life

In this picture 3.1, the poverty of a family in a village has been illustrated. It is obvious from the picture that due to poverty, people suffering from hunger and thirst still have hope for getting food.

Objective:

Children, the main purpose of this chapter is to tell you the meaning of poverty, its causes, solution, types and its vicious circle and make you acquainted with various dimensions of poverty.

In this chapter, the poverty of Bihar with data in detail has been discussed. Various anti-poverty measures taken by centre as well as state have been unveiled. Several efforts are being made by the government for the eradication of poverty. So our main purpose is to deal with the efforts made at government level for the elimination of poverty. But our main purpose is not to leave this job only for the government, it is also to make you know, how poverty should be eradicated by the non-government organisation. In our daily life, we come across many people who we think are poor. They could be landless labourers in villages or people living in overcrowded Jhuggis in cities. They could be daily wage workers at construction sites or child workers in dhabas. They could also be beggars with children in tatters. We see poverty all around us. In fact every fourth person in India is poor. This means, roughly 26 crore people in India live in poverty. This also means that India has the largest single concentration of the poor in the world. So it has been a great challenge for the whole country even after a long period of independence.


Two typical cases of poverty

Urban Poverty

The Story of Rampukar

Thirty-five years old Rampukar works as a daily-wage labourer in a wheat flour mill near Patna in Bihar. Whenever he finds job, he manages to earn around Rs. 1,500 a month. This money is not enough to sustain his family of six including his wife and four children aged between six months and 12 years. He has to send money home to his old parents who live in a village near Jehanabad. His father, a landless labourer, depends on Rampukar and his brother who lives in Arah. Rampukar lives in a one room rented house in a crowded basti in the outskirts of the city. It is a temporary shack built of bricks and clay tiles. His wife, Radha Devi works as a part time maid in some houses and manages to earn another Rs. 800. The family of Rampukar manages a meager meal of dal and rice twice a day, but there is never enough for all of them. His elder son works as a helper in a tea shop to supplement the family income and earns another Rs. 300. His ten-year old daughter takes care of the younger siblings. None of the children go to school. Each of them has only two pairs of old and torn clothes. Wearing shoes is a luxury. The younger kids are under nourished. They have no access to healthcare when they fall ill.

Picture: 3.2



The Story of Rajendra Singh

Rajendra Singh belongs to a small village Islampur Nalanda in Bihar. His family doesn't own any land. So they do odd jobs for the big farmers. Work is erratic and so is the income. At times he gets paid Rs. 60 for a hard day's work. But often it is in kind like a few kilograms of wheat or dal or even vegetables for toiling in the farm throughout the day. The family of eight cannot always manage two square meals a day. Rajendra Singh lives in a hut on the outskirts of the village. The women of the family spend the day chopping fodder and collecting firewood in the fields. His father, a TB patient died two years ago due to lack of treatment. His mother now suffers from the same disease and life is slowly ebbing away. Although the village has a primary school, Rajendra Singh never went there. He had to start earning when he was 10 years old. They could get new clothes once in a few years. Even soap and oil are a luxury for the family.

Picture 3.3



The story of Rajendra Singh

These two typical cases illustrate many dimensions of poverty. They show that poverty means hunger and lack of shelter. It is also a situation in which parents are not able to send their children to school or a situation where sick people cannot afford treatment. Poverty also means lack of clean water and sanitation facilities. It also means lack of a regular job at a minimum decent level. Above all, it means living with insult and injury. They are ill-treated at almost every place - in farms, factories, government offices, hospitals, railway-stations etc. ; obviously nobody would like to live in poverty.

The biggest challenge of independent India is to bring its millions of people out of abject poverty. The father of nation, Mahatma Gandhi ,always insisted that India would be truly independent only when the situation of the poorest of its people is improved.

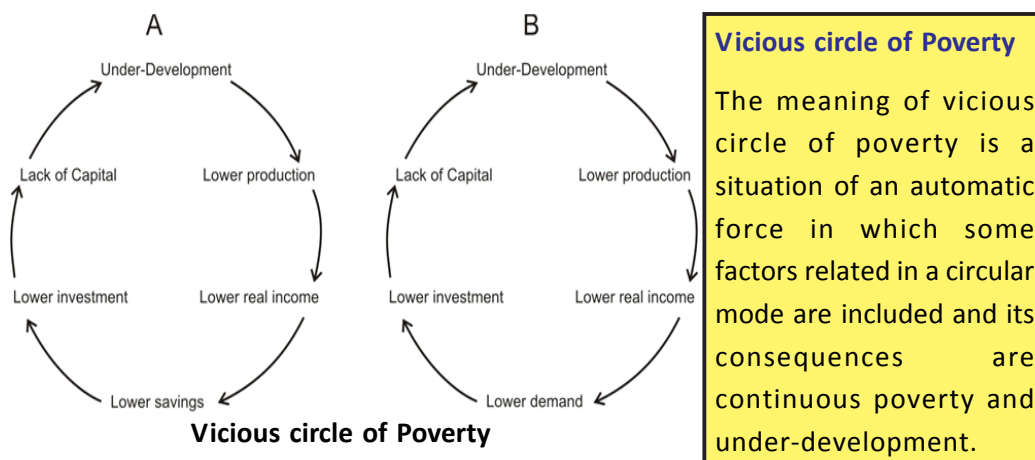
Vicious circle of Poverty

The meaning of vicious circle of poverty is a situation of an automatic force in which some factors related in a circular mode are included and their consequences are continuous poverty and under-development.

Nurkse, a famous economist, explains the scenario of poverty as a form of vicious circle.

Nurkse says that vicious circle of poverty tells us that forces connected in a circular mode act and react in such a way that a poor country always remains in the situation of poverty.

Though there are many types of vicious circle, yet the two main types have been illustrated in the Pictures 3.4 (A and B)



Picture A shows that in an under-developed country the production is lower consequently the real income is also meager or lesser. That is why people make lower savings that automatically means lower investment or lesser capital formation. The country with lower capital investment is always under-developed and the process goes on in a circular mode.

Picture B shows that production in an under-developed country remains lower. As a result the real income is also lower. When the real income of people is lower, the demand also decreases. So, the range of market gets contracted, investment falls down, capital formation decreases and the same process re-starts.

Measurement of poverty by indicators

Since poverty has many facts, social scientists look at it through a variety of indicators. Usually the indicators used relate to the levels of income and consumption. But now poverty is looked through other social indicators such as illiteracy level, lack of general resistance due to malnutrition, lack of medical facilities, lack of job opportunities, lack of access of safe drinking water, sanitation, etc. Analysis of poverty based on social exclusion and vulnerability is now becoming very common.

Social exclusion

According to this concept, Poverty must be seen in terms of the poor having to live only in poor surrounding with other poor people, excluded from enjoying social equality of better-off people in better surrounding. Broadly, it is a process through which individuals or groups are excluded from facilities, benefits and opportunities that others (their 'better') enjoy. Its typical example is the caste system in India in which some castes have been excluded from equal opportunities.

Vulnerability

Vulnerability to poverty is a measure which describes the greater probability of certain communities (i.e. members of backward caste) or individuals (such as a widow or a physically handicapped person) of becoming, or remaining, poor in the coming years. Vulnerability is determined by the options available to different communities for finding an alternative living in terms of assets, education, health and job opportunities. Further, it is analysed on the basis of the greater risks these groups face at the time of natural disaster (earthquakes, tsunami, flood), terrorism, etc. Additional analysis is made of their social and economic ability to handle these risks. In fact, vulnerability describes the greater probability of being more adversely affected than other people when bad time comes for everybody, whether a flood or an earthquake or simply a fall in the availability of jobs.

Poverty Line

At the centre of the discussion on poverty is usually the concept of the poverty line. A common method used to measure poverty is based on the income or consumption levels. Poverty line may vary with time and place. Each country uses an imaginary line that is considered appropriate for its existing level of development and its accepted minimum social norms. For example, a person not having a car in the United States may be considered poor. In India, owning of a car is still considered a luxury.

Poverty line in India and Bihar depends on calorie. According to planning commission, the average calorie requirement in India is 2400 calories per person per day in rural areas and 2100 calories per person per day in urban areas. Since people living in rural areas engage themselves in more physical work, calorie requirements in rural areas considered to be higher than urban areas. In 2000, poverty line for a

Poverty Line

According to planning commission, the average calorie requirement in India is 2400 calories per person per day in rural areas and 2100 calories per person per day in urban areas.

person was fixed by MCPE (Mandatory Continuing Professional Education) at Rs. 328 per month for the rural areas and Rs. 454 for the urban areas taking into consideration the monetary expenditure per capital needed for buying these calorie requirements in terms of food grains etc. and the rise in prices. Despite less calorie requirement, the higher amount for urban areas has been fixed because of high prices of many essential products in urban areas. Monthly per capita consumption expenditure is the amount spent by a person for which he gets his essential consumptive things like food grains and housing

In the estimated year (2000), a family of five members living in rural areas and earning less than about Rs. 1640 per month is below poverty line. A similar family in the urban areas would need a minimum of Rs. 2270 per month to meet their basic requirements. The poverty line is estimated periodically (normally every five years) by conducting sample surveys. These surveys are

carried out by the National Sample Survey Organisation (NSSO). However for making comparisons between developing countries, many international organisations such as the World Bank use a uniform standard for the poverty or poverty line : minimum availability of the equivalent of \$ 1 per person per day.

Poverty Estimates

In recent years, the number of persons living below poverty line in India has gone down. It may be clear through the following table.

Table - 3.1

Year	Poverty ratio (%)			Numbers of poor (in crore)		
	Rural	Urban	Combined	Rural	Urban	Combined
1973-74	56.4	49.0	54.9	26.1	6.0	32.1
1993-94	37.3	32.4	36.0	24.4	7.6	32.0
1999-00	27.1	23.6	26.8	19.3	6.7	26.0
2004-05	21.8	21.7	21.8	17.0	5.0	20.0

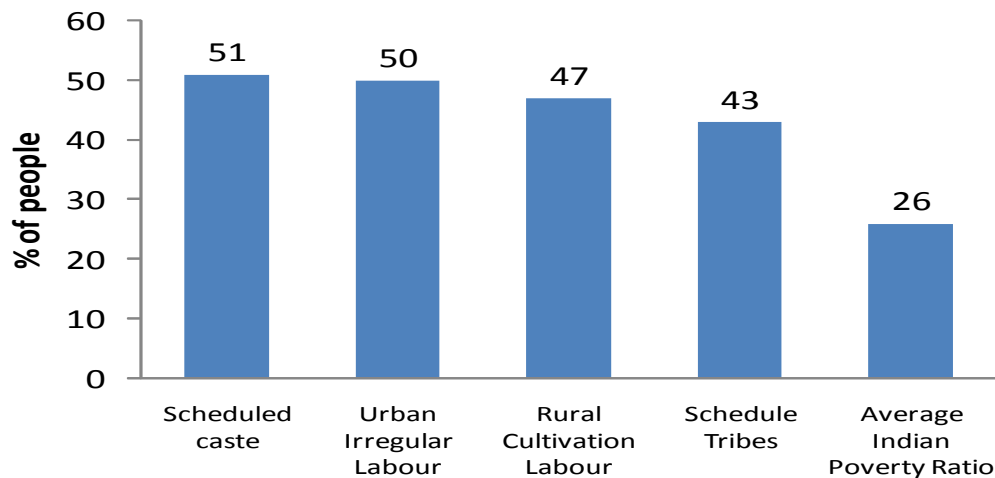
Source : Economic Survey 2006-07, Ministry of Finance, Government of India

It is clear from the table 3.1 that there is a substantial decline in poverty ratios in India from about 55 per cent in 1973 to 36 per cent in 1993. The proportion of people below poverty line further came down to about 26 per cent in 2000. If the trend continues, people below poverty line may come down to less than 20 per cent in the next few years. Although the percentage of people living under poverty declined in the earlier two decades (1973-1993), the number of poor remained stable around 32 crore for a fairly long period. In the latest estimation, the number of poor people in India is considered to be about 20 crore.

Vulnerable Group

Table Chart

The proportion of people below poverty line is also not same for all social groups and economic categories in India. Social groups which are most vulnerable to poverty are scheduled caste and scheduled tribe households. Similarly among the economic groups, the most vulnerable groups are the rural agricultural labour households and the urban casual labour households. The following Graph 3.1 shows the percentage of poor people in all these groups.



Graph -3: Poverty in India 2000; Most vulnerable groups

Source : Reports on Employment and Unemployment among social Groups in India NSSO, Ministry of statistics, programme Implementation, Government of India.


Although, the average for people below poverty line for all groups in India is 26.51 out of 100 people belonging to schedule tribes are not able to meet their basic needs. Similarly 50 per cent of casual workers in urban areas are below poverty line. About 50 per cent of agricultural labourers and 43 per cent of schedule castes are also poor.

Apart from these social groups, there is also inequality of incomes within a family. In poor families all suffer, but some suffer more than others. Women, elderly people and female children may be denied access to resources available to the systematic family. Therefore, women children (especially the girl child) and old people are poorest of the poor. It can be clear from a picture.

The story of Ramlakhan

Ramlakhan lives in a small village near Patna. The village is famous for handloom, pisciculture, and poultry farming. There live about 100 families in this village. Ramlakhan is a carpenter by caste and works as an agricultural labourer for Rs. 60 per day. But he gets this job only for five or six months in a year. At other time he does odd jobs in the village. His wife Nanda also works with him. But she can rarely find work these days, and even if she does, she is paid Rs. 30 per day for the same work that Ramlakhan does. There are eight members in the family. Ramlakhan's 65 years old widowed mother is ill and needs to be helped with her daily chores. He has a 25 year old unmarried sister and four children aged between 1 to 16 years. Three of them are girls and the youngest is a son. None of the girls go to school. Buying books and other things for school going girls is a luxury he cannot afford. Also, he has to get them married at some point of time, so he doesn't want to spend on their education now. His mother has lost interest in life and is just waiting to die someday. His sister and elder daughter take care of the household. Ramlakhan plans to send his son to school when he comes of age. His unmarried sister does not get along with his wife. Nanda finds her a burden but Ramlakhan can't find a suitable groom due to lack of money. Although the family has difficulty in arranging two meals a day, Ramlakhan manages to buy milk once in a while, but only for his son.

Picture - 3.5

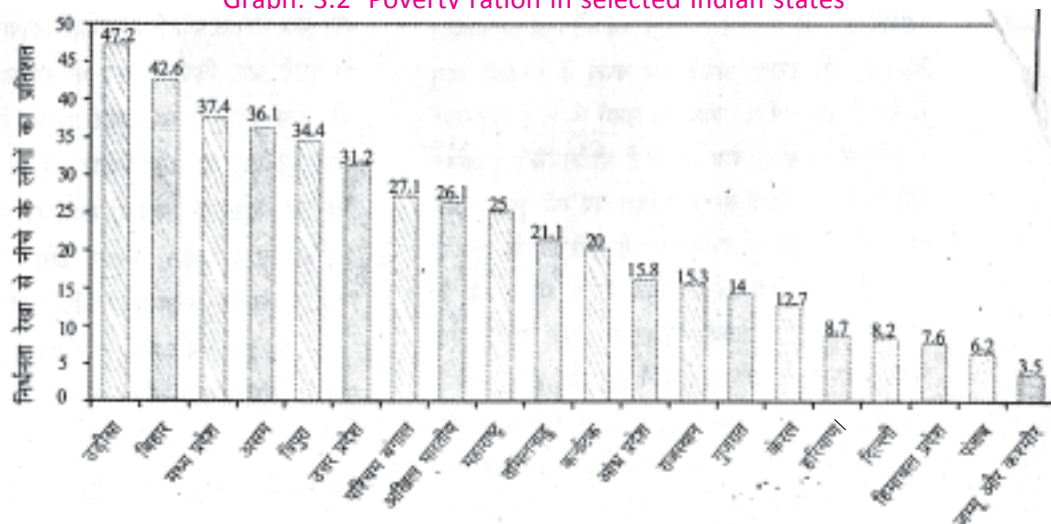


The story of Ramlakhan

Poverty in Bihar in comparison with other states

The economic survey 2001-02 by Ministry of Finance, Government of India, has depicted the poverty ratio in some Indian states, which has been shown by this graph.

Graph: 3.2 Poverty ratio in selected Indian states



Source : Economic Survey 2001-02, Ministry of Finance, Govt. of India

1. **Excessive growth in population:** The main cause of poverty in India is the fast growing rate of population. Earlier the population growth rate in the country was 2.5 per cent a year but now it has reduced to 1.7 per cent a year. Still it is much more than developed countries. As a result, the standard of living of the people is falling down and poverty is increasing in the country.
2. **Backwardness of agriculture:** India is mainly an agricultural country. About 64 per cent of population here depends on agriculture. But the lack of better quality of fertilizers, seeds and irrigation facility keep it in backward state.
3. **Lack of Capital:** Lack of capital is the main cause of poverty growth in the country because due to poverty the saving capacity of the people is minimal. There can be no desired application in the lack of capital. The rate of capital formation slows down and economic activities cannot be developed and expanded.

4. **Lack of proper use of natural resources:** There is abundance of natural and human resources in India. It is estimated that about 50 per cent of natural and human resources could not be used for economic development. In such a situation, it is quite natural for Indians to be poor.
5. **Lack of industrialization:** Industrial development and expansion have not taken place rapidly in our country and so the population from agricultural sector has not been transferred to industrial sector. As a result there is no opportunities of employment available for the people and poverty exists among them due to lack of better sources of income and increasing number of unemployed.
6. **Dissimilarity in income and wealth:** This is much dissimilarity in the distribution of income and wealth in our country. Most of the income and wealth in our country is centralized in a few hands. As a result the rich are going to be richer and the poor to be poorer; and a large part of the population is making his livelihood in poverty.
7. **Unemployment and disguised unemployment:** India in terms of industrialization is a backward country. Due to undeveloped state of industries, there is widespread unemployment over here. The people desirous for job can't get it. In rural areas, there is a problem of disguised or hidden unemployment. So a fair amount of poverty exists and that is the main problem.
8. **Foreign rule:** The British ruled over our country for a long period and they always adopted the policy of exploitation. The British Policy suited their economy but it was against Indian concerns. Due to their policy,

Main causes of Poverty

- excessive growth in population
- backwardness of agriculture
- lack of capital
- Lack of proper use of natural resources
- lack of industrialization
- dissimilarity in income and wealth
- unemployment and disguised unemployment
- Foreign rule
- Adverse social environment
- Lack of transportation

Indian cottage industry closed down and millions of people became the victims of poverty.

9. **Adverse social environment:** There is a great lack of education in India. Most of the Indians are uneducated and conventional and they do not want any kind of change in their economic and social life. This is also a reason of poverty in our country.
10. **Lack of transportation:** There is a lack of transport facilities in India. So the economic growth rate is very slow. The development of these facilities is very necessary for the development of the country.

Anti Poverty Measures

We have seen that a majority of people in India are in poverty even today. Poverty is noticeable both in rural and urban areas. It has been a great problem even these days. So the following anti-poverty measure can be taken:

1. **Proper use of natural resources:** Though there is no lack of natural resources in India, still we fail in using them adequately, it is said that India is a rich country but Indians are poor. It means there is abundance of natural resources in India but Indians spend their lives in poverty. So there should be proper use of natural and human resources in the country.
2. **Population control:** The problem of poverty can be checked only after an effective control over population. So it is necessary to convert the issue of population control into a public movement by spreading education and making the people aware of its benefits.
3. **Growth in agricultural production:** Ours is mainly an agricultural country. About two-third of the population depends on agriculture. Agricultural production can be increased by using a better quality of

manure, fertilizers, seeds and modern techniques of farming. Poverty can be thus checked through rapid growth in agriculture.

4. **Industrialization of the country:**

Industrialization is necessary for poverty eradication. It will lighten the burden of population from agriculture. People will get more opportunities for employment and per capita income will increase.

5. **Arrangement of capital:** Enough

capital is necessary for the development in agriculture and industries. The rate of capital creation and savings in India is very low. The country will have to attract capital for industries.

6. **Development in transportation:** The growth rate in the country can be increased through the development in transportation. It expands economic activities and helps in eliminating poverty.

7. **Equal distribution of income and wealth:** Equal distribution of income and wealth is essential in the country. It is necessary to impose progressive tax on the rich and the limitation of their income should be fixed. The meaning of progressive tax is to increase income as well as the rate of taxes. It is necessary to impose taxes on the rich for the arrangement of education and health facilities of the poor. By this way, their income will increase and we will get a chance to eradicate poverty.

8. **More opportunities for jobs:** The government should encourage small scale and cottage industries. It is necessary to encourage public activities to increase employment.

9. **Development of small scale and cottage industries:** Small scale and cottage industries existed in the country will have to be encouraged.

Anti-poverty measures

- ❖ Proper use of natural resources
- ❖ Population control
- ❖ Growth in agriculture production
- ❖ Industrialization of the country
- ❖ Arrangement of capital
- ❖ Development in transportation
- ❖ Equal distribution of income and wealth
- ❖ More opportunities for jobs
- ❖ Development of small scale and cottage industries
- ❖ Growth in investment

It will increase the income of the people in rural areas and help in minimizing poverty.

10. **Growth in investment:** Some states like Bihar, Orissa, Madhya Pradesh, etc. are backward. The number of poor is very large in these states. So, more investment is vital for the eradication of poverty in these states.

Government and Non-Government efforts

Government efforts

- ❖ National Food for Work Programme
- ❖ State Employment Guarantee Funds
- ❖ Midday Meal Scheme
- ❖ Minimum Needs Programme
- ❖ Integrated Rural Development Programme
- ❖ Swarnajayanti Gram Swarozgar Yojana
- ❖ Jawahar Rozgar Yojana
- ❖ Pradhan Mantri Rozgar Yojana
- ❖ Pradhan Mantri Gramodaya Yojana
- ❖ Swarnajayanti Shahari Rozgar Yojana

Non-Government efforts

- ❖ Self Employment
- ❖ Group Farming
- ❖ Samudayik Vikas Karyakram
- ❖ Self Help Group

Several government and non-government efforts have been made from the first to the tenth five-year plan for the eradication of poverty. The government of India has implemented many a programme at the country and local level which proved more helpful in the elimination of poverty.

The government efforts made for the elimination of poverty are the following:

1. National Food for Work Programme: This scheme has been launched by the government of India in 2004 in 150 most backward districts of the country.

This programme is open to all rural poor who are in need of wage employment and desire to do manual unskilled work. It is implemented as a cent per cent centrally sponsored scheme and food grains are provided free of cost by the government of India.

2. State Employment Guarantee Funds: Under this programme if an applicant is not provided employment within fifteen days, S/he will be entitled to an unemployment allowance.

3. Mid Day Meal Scheme: This is an important scheme under which school children get free mid day meal. The central government bears its expenses. In 2007-2008, about Rs. 7324 crore had to be spent. Only the children getting elementary education are included in this scheme.

4. Minimum Needs Programme: This programme was first launched in the fifth five-year plan (1974-79) for the eradication of poverty from the country. The main purpose of this programme was to provide minimum needs, i.e., drinking water, education, medical facilities to the poor.

5. Integrated Rural Development Programme (IRDP): Integrated Rural Development Programme was launched in 1980 in all the blocks of the country for the elimination of poverty. It is a self-employment programme under which efforts are made to increase the income of the rural poor by providing productive assets to them so that they may come above poverty line by gaining additional income.

3.6 Picture



Distribution of Mid Day Meal in a school of Bihar

6. Swarn Jayanti Gram Swarozgar Yojana (SGSY): In April, 1999, IRDP was named Swarn Jayanti Gram Swarozgar Yojana. It is a Centrally Sponsored Programme which was continued even in the ninth five-year plan as an important self-employment programme for the families living below poverty line in rural areas.

7. Jawahar Rozgar Yojana: It is a employment oriented programme based on wages. This programme was launched in April, 1989. National Rural Employment Programme (NREP) and Rural Landless Employment Guarantee Programme (RLEGP) were merged in this programme. NREP was launched in 1980 as a complementary employment for nation in leisure time for marginal farmers, farm labourers, etc. RLEGP was started in August, 1953 in which there was a provision to provide jobs for at least 100 days in a year to one of the members of a landless family.

8. Prime Minister's Rozgar Yojana: This scheme was launched in 1993-94 to provide employment to the unemployed educated youths in urban areas. In 1994-95, it is extended even in rural areas. In 1999-2000, the aim was to benefit about 2.20 lacs of people. In 2001, on the occasion of the Independence Day, the Prime Minister announced Sampurna Rozgar Yojana of Rs. 10,000 crore.

9. Pradhan Mantri Gramoday Yojana (PMGY): In 2000-01, this programme was started with the aim to improve the quality of living of the people in rural areas. The targeted areas were health, primary education, drinking water, housing and rural roads.

10. Swarn Jayanti Shahari Rozgar Yojana (SJSRY): This programme was launched in December, 1997. It was started to provide jobs for the educated unemployed living below poverty line in urban areas. In 2004-05, there was a provision of Rs. 103 crore under this scheme.

Non-Government Efforts

The following are the non-government efforts made for the eradication of poverty.

1. Self Employment:

In addition to government efforts, some non-government efforts have proved helpful in the elimination of poverty at the towns and villages. Under this scheme, the poor start their own business with the help of banks after getting training at government level. A person himself selects a business and earns by doing their job willingly and repays the loan taken from the banks. After the repayment, the person owns the business and he becomes self-independent. As a result, their income increases and the standard of living in changed.

Picture - 3.7

2. Group Farming:

Group efforts have been made to remove the difficulties of agriculture. There are a few difficulties in Indian agriculture such as division of land, in the field, lack of irrigation facilities, lack of crop safety etc. Group farming was taken up to remove these difficulties. As a result, group farming ensures the guarantee of the safety of the capital invested in farming by poor farmer and labourer. Here a person works freely and



Many women working in group

shares sorrow and loss of one another. So a particular person does not have to bear the burden of loss and the poorest of the poor change their life-style by this effort.

The picture 3.7 makes it clear that many woman are working in the field in group who share not only their work but joy and sorrow as well.

3. Samudayik Vikas Karyakram:(Community Development Programme)

Like group farming, Samudayik Vikas Karyakram was also launched at the village level. Under it, people do developmental work together and share the wages and profit together. As a result every desirous person or poor gets opportunity to work together. By this effort, the poverty of all persons reduces with an increase in income.

4. Self Help Group:

Under this programme, rural males and females get jobs at village level which they perform without training. Banks encourage them to work together by providing loan. There are 15 to 20 persons in a group. The groups of males and females are formed separately. There is a president and secretary in the group and every member of the group has his/her bank account. Every member has equal responsibility to repay the loan. The income of group is distributed equally among the members of the group. Thus untrained unemployed also gets benefit by it and succeeds in reducing poverty.

Summary

Poverty has been a great challenge even after six decades of independence. This concept of poverty is very comprehensive. It is a situation of society in which a great part of society remains deprived of minimum standard of living. It is directly related to the standard of living. The group of the poor in the world is called the third world. In the third world including India, there is serious poverty. Two typical cases have been illustrated under it. Poverty line has been fixed to measure poverty in rural and urban areas. According to the census, 2001 there are 8.28 crore people in Bihar. One-seventh of the total people living below poverty line in India lives in Bihar. The average achievement is also very low. 40 per cent of population in Bihar lives below poverty line. The scenario of poverty in Bihar is very complex. About 80 per cent of the domestic heads is illiterate. The cattle in Bihar are also of inferior quality. Poverty and unemployment in Bihar is linked with its past. So our aim is to get rid of these two problems. Many programmes are being run by the governments of India and Bihar to solve this problem. But their achievement is not visible as it should be. Still governmental or non-governmental efforts are being made continuously. In due course of time, the achievements must be visible and the people will get rid of poverty.

Exercise

I. Objective Questions

Write the symbol (a,b,c,d) of correct answer.

1. The percentage of rural people living below poverty line in Bihar than national average.
(a) less (b) equal (c) greater (d) None of these
2. In 1999-2000, the percentage of the rural population living below poverty line in Bihar was
(a) 42.6 (b) 44.3 (c) 54.3 (d) None of these
3. Which of these is not the economic problem of India?
(a) Economic enequality (b) Industrial development
(c) Poverty (d) Industrial backwardness
4. Which place does Bihar occupy among Indian States in terms of Poverty?
(a) first (b) second (c) third (d) fourth
5. Where is the maximum poverty among Indian states according to the census of 2001?
(a) Orissa (b) Jharkhand (c) West Bengal (d) Uttar Pradesh
6. To be below poverty line is
(a) the symbol of richness (b) the symbol of poverty
(c) the symbol of happiness (d) not the symbol of any of these
7. How much calorie of food does a person need in urban area?
(a) 2400 calorie (b) 2100 calorie (c) 2300 calorie (d) 2200 calorie
8. Which of these falls under natural disaster.
(a) agriculture (b) Industry (c) flood (d) None of these

9. How many rupees per month was fixed to estimate poverty line in rural areas according to MPCE?
(a) Rs. 328 (b) Rs. 524 (c) Rs. 454 (d) Rs. 354

10. When are SGSY Scheme started?
(a) in 2000 (b) in 1999 (c) in 2001 (d) in 1998

II. Fill in the blanks:

- (i) Bihar is a state in economic point of view.
- (ii) The percentage of people living below poverty line in planning year.
- (iii) The number of the poor in rural areas is than that of in urban areas.
- (iv) The people living above poverty line is called
- (v) The inability to earn minimum living is called
- (vi) According to MCPE, the poverty line in urban areas is estimated Rs. per month.
- (vii) According to the economic survey of India in 2007, about crore people are poor.

III. Tick (ü) the right statement and cross (û) the false one.

- (i) The main cause of poverty is lack of infrastructure in the state.
- (ii) The development of agriculture based industry is needed to eradicate rural poverty.
- (iii) The growth in population is not the main economic problem in the country.
- (iv) Central statistical organisation has defined poverty.
- (v) The person in urban area works less than the person in rural area.
- (vi) The people in rural area need 2400 calorie food per day.

IV. Write full form of these abbreviations:

- | | |
|----------|----------|
| (a) NSSO | (b) MPSE |
| (c) SHG | (d) SGSY |
| (e) JRY | (f) IRDP |
| (g) MDMS | (h) NREP |
| (i) PMRY | (j) PMGY |

V. Short answer the questions:

Answer in 20 words:

1. On which basis has the planning commission defined poverty?
2. Analyse the two typical cases of poverty.
3. What do you mean by poverty line?
4. Do you think the present method for the estimation of poverty is right?
5. How does it prove that Indians are poor?
6. What is the role of population growth in the causes of poverty?
7. Discuss four main reason of poverty in India.
8. Discuss in brief the Government efforts made for the solution of poverty.
9. Describe the non-governmental efforts made for the eradication of poverty.
10. What is the situation of rural poverty in Bihar?
11. Identify four main reasons of rural poverty in Bihar.
12. Describe any five ways to eradicate rural poverty in Bihar.

VI. Long answer type questions:

Answer in about 100 words.

1. How has poverty line been defined in India? What is estimated about the expansion of poverty in India on the basis of this definition?
2. Explain the reasons of poverty in India.
3. Explain anti-poverty measures taken in India.
4. Identify the shortcomings of anti-poverty measures in India.

5. What are the main reasons of rural poverty in Bihar? Find the remedies for the solution to this problem.

Answers

I. Objective:

1. (c), 2. (a), 3. (b), 4. (b), 5. (a), 6. (b), 7. (b), 8. (c), 9. (a), 10. (b)

II. Filling the gaps.

1. backward, 2. Comesdown, 3. larger, 4. rich, 5. poverty,
6. Rs. 454 7. 17 crore

III. True-False

1. Trure, 2. True, 3. False, 4. True, 5.
False, 6. True

Project work

1. Write a story of a poor family.
2. Show the various types of poverty by pictures.
3. Evaluate the anti-poverty measures in your village.
4. Demonstrate the main causes of poverty among rural women by a street play in your school.
5. Describe how the people earn their livelihood at the time of famine and flood.
6. Write a not on category level poverty.
7. Write a story on 'the poverty ' for broadcast on the radio and ttelecast on the Television.

References

- N.C.E.R.T. Economics class IX
- Development of Indian Economy- Smt. Urmila Sharma
- Economics - Dr. Suman
- Bharti Bhawan - Class IX
- Development of Indian Economy- Dr. Deepa Shree
- Economical Survey – 2006-07
- Census Report of India- 2001
- Poverty and Drought- Dr. Amritya Sen
- Economical Development and Freedom- Dr. Amritya Sen
- Kurukshetra- Monthly magazine