
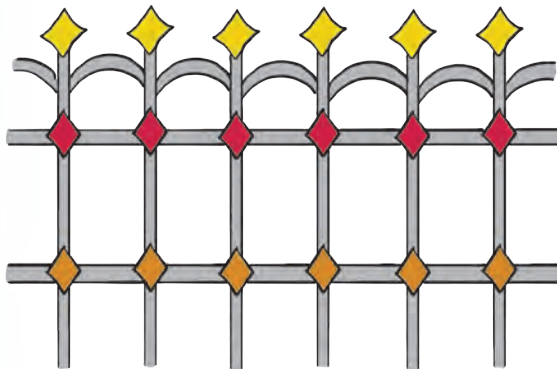




Patterns

Observe the patterns shown below. We see many such patterns in our surroundings.

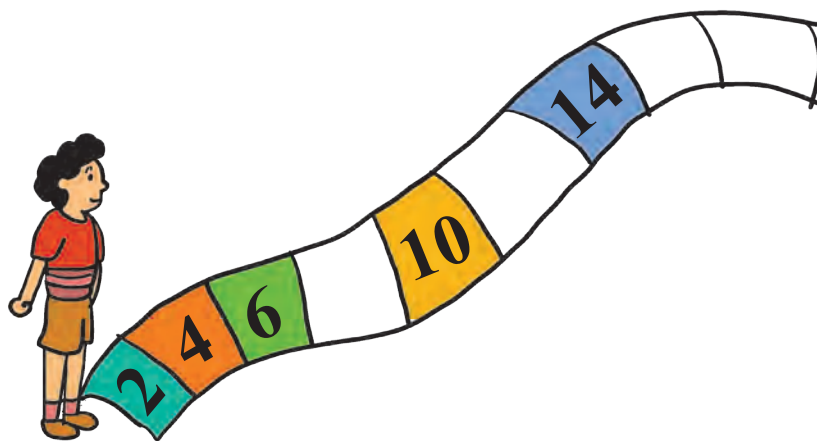


Activity :

Get a pod of lady finger (*Bhendi*), chop it to make a printing stamp. Dip it in a paint and create your own pattern on a paper with it.

--	--	--	--

Complete the pattern shown in the picture below.

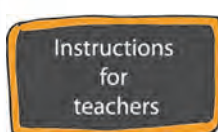


Observe the patterns given below and fill in the proper letter or number in each of the empty boxes.

A	V	M	A	V	M	A	V				
---	---	---	---	---	---	---	---	--	--	--	--

1	3	1	3	1	3				
---	---	---	---	---	---	--	--	--	--

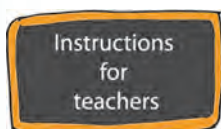

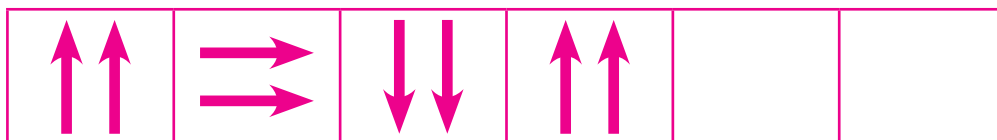
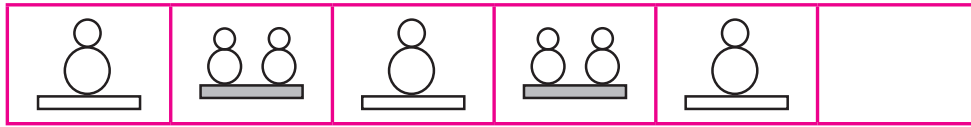
1	0	0	0	1	0	0	1	1	0	0			
---	---	---	---	---	---	---	---	---	---	---	--	--	--



Tell children to collect seeds of custard apples and chikoos. Wash and dry them, and then use them to make different patterns. They can also use types of dry beans to make patterns.



Complete the following patterns.



Get children to recognize samples of patterns.
Discuss different types of patterns made by using numbers.

