

RAINBOW

(ENGLISH CLASS II)



Punjab School Education Board

Sahibzada Ajit Singh Nagar

© Punjab Government

Edition : 2018-19 2,24,495 copies

All rights, including those of translation, reproduction
and annotation etc., are reserved by the
Punjab Government.

Co-ordinator : Surabhi Jaikwal
Cover design : Manjit Singh Dhillon

WARNING

1. The Agency-holders shall not add any extra binding with a view to charge extra money for the binding. (Ref. Cl. No. 7 of agreement with Agency-holders).
2. Printing, Publishing, Stocking, Holding or Selling etc., of spurious Text-books qua text-books printed and published by the Punjab School Education Board is a cognizable offence under Indian Penal Code.

Price : ₹ 0000

Published by : Secretary, Punjab School Education Board, Vidya Bhavan Phase-8 Sahibzada Ajit Singh Nagar-160062 & Printed by S. Dinesh & Co. Ram Bagh, Transport Nagar, Jalandhar.

Foreword

The Punjab School Education Board has always focussed on imparting quality education and information to the students of the state. The English language is of humongous global significance. Therefore, the curriculum is so designed that our students do not lag behind as far as the proficiency in English is concerned. Keeping in view this need, PSEB is all set to improve the teaching and learning of English at Primary school level.

The present book has been prepared under the guidance of Director Academics, Punjab School Education Board. The book has been developed as per recommendations of NCF 2005 , PCF 2013 and learning outcomes issued by NCERT. The goal of writing this book is attainment of basic proficiency and development of language into an instrument of knowledge acquisition. Through this book, efforts have been made to teach English in a meaningful context which is input rich and drawn from the immediate environment.

Hopefully the readers of this book will find it an interesting read. However, the comments and suggestions for improvement are welcome from the teachers and readers of the book.

Chairman
Punjab School Education Board

TEXTBOOK DEVELOPMENT COMMITTEE

• WRITERS

1. Harjit Kaur, G.P.S. Raipur Kalan, S.A.S. Nagar
2. Neelam kumari, G.P.S. Rurka, S.A.S. Nagar
3. Gurpreet Kaur, G.P.S. Safera, Patiala

• VETTERS

1. Kuldip Kumar Varma, S.C.E.R.T., Punjab
2. Navneet Kaur, S.C.E.R.T., Punjab
3. Sunita Singh, English Mistress, GHS Mansoorwal Dona , Kapurthala
4. Rosy Mehta, SS Mistress, GSSS Attati , Ferozpur

ABOUT THE BOOK

Every educational system has certain objectives which aim at bringing about desirable changes in learners. To achieve this objective NCF 2005, PCF 2013 and learning outcomes issued by NCERT provides the framework for making syllabi, textbooks and teaching practices within school education program in Punjab. The framework defines clear and high standards to be achieved by all students.

English language being the second language of students in Punjab needs an immense foregrounding of children, emphasising equally on listening, speaking, reading, writing and creative skills. Rainbow English II is student friendly and activity based book. The learners are introduced to letters, vowels, consonants and their sounds in a unique way. An attempt has been made to give ample practice of reading and writing words, phrases and short sentences through exercise given in the book. Writing space is also given in the book wherever required to hone the skills of learners.

This books has been developed in the light of NCF 2005, PCF 2013 and Learning outcomes issued by NCERT. This book provides learners as well as teachers, various opportunities to achieve language skills in an enjoyable manner.

Sr no.	Lesson	objective	Listening and speaking skills	Reading and writing skills	Activity
1	English Alphabet	Revision of concepts learnt in previous class	<ul style="list-style-type: none"> To listen and speak phonetic sounds To recite rhymes with actions and gestures Use greetings as and when required 	<ul style="list-style-type: none"> To read and write capital and small letters Able to write letters in sequence. Able to read jumbled letters 	<ul style="list-style-type: none"> Use multimedia(audio-visual aids) for reinforcing sounds of letters
2	Cursive letters	To enable students to write in cursive	<ul style="list-style-type: none"> To listen and follow instructions Vocabulary related to parts of body. 	<ul style="list-style-type: none"> To read and write letters written in cursive form To write properly in four lines 	Activity related to action words
3	Vowel sound 'a'	To enable the students to construct 3 letter words having 'a' in middle	<ul style="list-style-type: none"> Different sounds of vowel 'a' Recites rhyme about good habits. 	<ul style="list-style-type: none"> To read and write 3-4 letter words,phrases and sentences with vowel 'a' To understand the meaning of these words with help of pictures. 	<ul style="list-style-type: none"> Pair-up Same-same Run to make a word
4	Vowel sound 'e'	To enable the students to construct 3 letter words having 'e' in middle	<ul style="list-style-type: none"> Different sounds of vowel 'e' Gives introduction of self Answers to specific questions 	<ul style="list-style-type: none"> To read and write 3-4 letter words, phrases and sentences with vowel 'e' To understand the meaning of these words with help of pictures. 	<ul style="list-style-type: none"> Run and circle
5	Vowel sound 'i'	To enable the students to construct 3 letter words having 'i' in middle	<ul style="list-style-type: none"> Different sounds of vowel 'i' Able to speak new words related to sky,kitchen,bathroom etc. Names of animals 	<ul style="list-style-type: none"> To read and write 3-4 letter words, phrases and sentences with vowel 'i' To understand the meaning of these words with help of pictures. 	<ul style="list-style-type: none"> Make up a word
6	Vowel sound 'o'	To enable the students to construct 3 letter words having 'o' in middle	<ul style="list-style-type: none"> Different sounds of vowel 'o' Able to speak new words related to sky,kitchen,bathroom etc. Names of animals 	<ul style="list-style-type: none"> To read and write 3-4 letter words phrases and sentences with vowel 'o' To understand the meaning of these words with help of pictures. 	<ul style="list-style-type: none"> Passing the parcel
7	Vowel sound 'u'	To enable the students to	<ul style="list-style-type: none"> Listen and speak different sounds 	<ul style="list-style-type: none"> To read and write 3-4 letter words 	<ul style="list-style-type: none"> Sort out

		construct 3 letter words having 'u' in middle	of vowel 'u'	<ul style="list-style-type: none"> Listen and speak comparative sounds like fit-fat, leg-log, hat-hut etc. 	,phrases and sentences with vowel 'u' <ul style="list-style-type: none"> To read and write comparative sounds like fit-fat, leg-log, hat-hut etc... Use of 'and' 	
8	In/on/under	To enable students to understand sentence structure.	To listen and speak vocabulary related to counting.		<ul style="list-style-type: none"> To use in/on/under in sentences. To read and write these sentences with understanding 	
9	Use of a/an	To differentiate on basis of vowel and consonant sounds	To listen and speak about visual images.		<ul style="list-style-type: none"> To use a/an at proper place To develop an extensive sight word vocabulary 	<ul style="list-style-type: none"> Making word album
10	Use of this/that/these/those	To make them familiar with various concepts	To listen and speak about visual images		<ul style="list-style-type: none"> To use this/that/these/those appropriately 	
11	Let's read and understand	To make the student understand the sentences with the help of pictures.	To listen and speak about traffic lights		<ul style="list-style-type: none"> To read aloud with accuracy and comprehension 	
12	My computer	To identify the hardware component of a computer	To listen and speak about parts of computer		<ul style="list-style-type: none"> Develop an appreciation of printed language 	<ul style="list-style-type: none"> How to operate Computer
13	Going to a zoo	To make students relish the short stories	<ul style="list-style-type: none"> To listen short stories To speak about characters of the story		<ul style="list-style-type: none"> To read short prose To comprehend text 	<ul style="list-style-type: none"> Colouring
14	A pet hen	To make students relish the short stories	To listen and speak about nature through a rhyme		<ul style="list-style-type: none"> To understand naming words and plural develop reading speed To make sentences 	<ul style="list-style-type: none"> Draw and colour
15	Holi	To make them familiar with the importance of festivals	To listen and speak vocabulary related to colours, days of week and seasons		<ul style="list-style-type: none"> To read short prose To comprehend text To write in good handwriting 	<ul style="list-style-type: none"> Collage making

		CONTENT
Lesson 1 :	English Alphabet	1-10
Lesson 2 :	Cursive Letters	11-23
Lesson 3 :	Vowel Sound ‘a’	24-36
Lesson 4 :	Vowel Sound ‘e’	37-49
Lesson 5 :	Vowel Sound ‘i’	50-62
Lesson 6 :	Vowel Sound ‘o’	63-73
Lesson 7 :	Vowel Sound ‘u’	74-84
Lesson 8 :	In/On/Under	85-88
Lesson 9 :	Use of A/An	89-93
Lesson 10 :	Use of This/That/These/Those	94-97
Lesson 11 :	Let’s Read and Understand	98-104
Lesson 12 :	My Computer	105
Lesson 13 :	Going to a Zoo	106-110
Lesson 14 :	A Pet Hen	111-119
Lesson 15 :	Holi	120-124

Prayer



Thank You God

Thank You God for the
world so sweet,

Thank you God
for the food we eat,

Thank you God for the
birds that sing,

Thank you God for
everything.



Lesson
1

English Alphabet







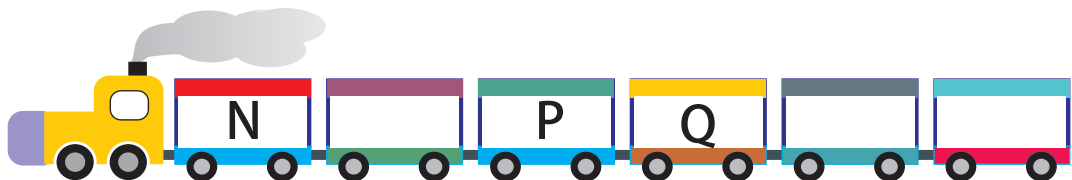
Capital letters

A B C D E F G
H I J K L M N O
P Q R S T U V
W X Y Z

Small letters

a b c d e f g
h i j k l m n o
p q r s t u v
w x y z

Fill in the blanks



Put a cross on the letter which is not in sequence.

A large, bold, black lowercase letter 'd' is centered within a white square. The square has a thin red border and rounded corners. The entire square is set against a yellow background.A large, bold, black lowercase letter 'g' is centered within a white rounded square. The square has a thin black border and is set against a light blue background.


h



j

A large, bold, black lowercase letter 'k' is centered within a white square. The square has a thin blue border and is set against a green background.

q



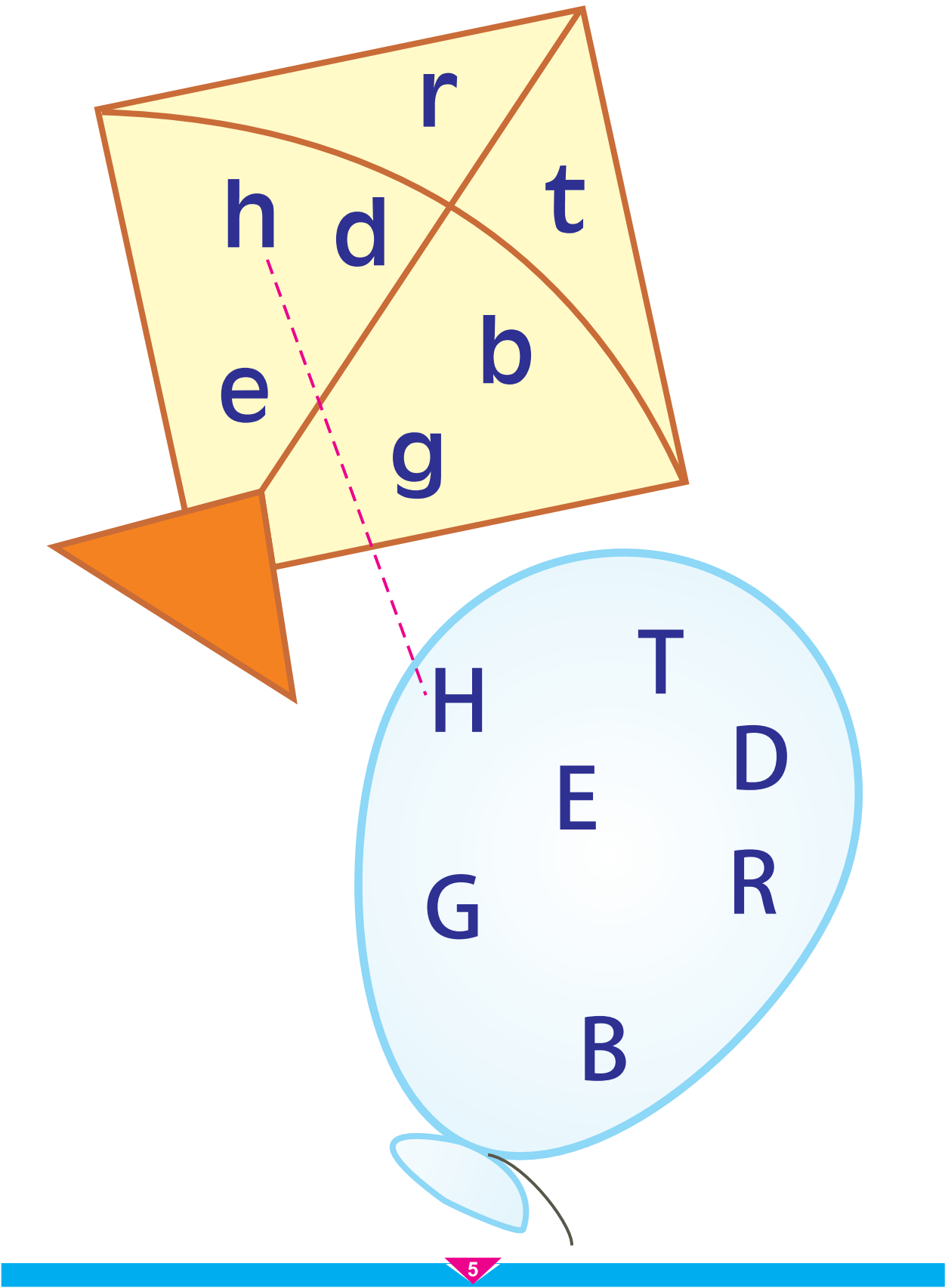
p





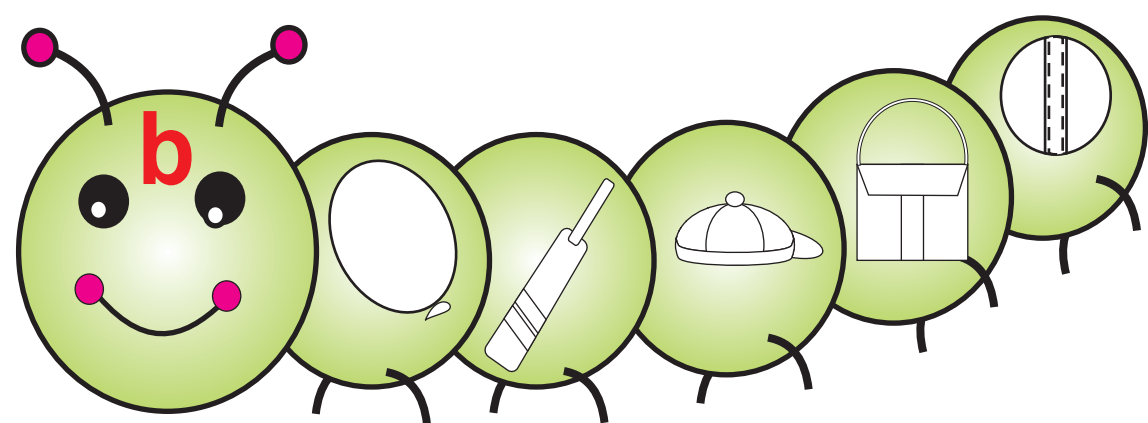
u



Join the capital letters with small letters



Colour the picture having beginning sound of letter given on head of caterpillar.



Rhyme Time....



Clap, clap
Clap your hands,
Clap your hands with me.



Tap, tap,
Tap your feet,
Tap your feet with me.

Hop, hop,
Hop and jump,
Hop and jump with me.



Come, come,
Come and dance,
Come and dance with me.




Teacher is suggested to give practice of more action words like kick, fly, cry, catch, throw etc.

Greetings



Neelu gets up early in the morning and wishes her mother **Good morning**.



Neelu wishes her teacher **Good afternoon** when she leaves the school.




Neelu wishes her friends **Good evening** when she meets them in evening.




Neelu wishes her mother **Good night** when she goes to bed.



Neelu says 'Please' when she asks for something from anyone.



Neelu says 'Sorry' if she disturbs anyone by mistake.



Vowels

A a E e I i O o U u

Consonants

B b	C c	D d	F f	
G g	H h	J j	K k	
L l	M m	N n	P p	
Q q	R r	S s	T t	
V v	W w	X x	Y y	Z z



While teaching the concept of vowels, teacher will focus on the sounds instead of letters. For example while teaching 'Bb' focus on the sound /b/

Lesson
2

Cursive letters



Capital Cursive letters

A	B	C	D
E	F	G	H
I	J	K	L
M	N	O	P
Q	R	S	T
U	V	W	X
	Y	Z	




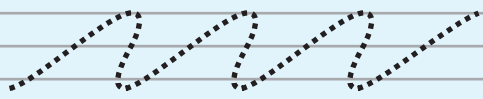
Basic Strokes of Cursive Handwriting

Continue the given stroke and practice it :



Basic Strokes of Cursive Handwriting

Continue the given stroke and practice it :



Trace and write:

A	A	A	.	.
B	B	B	.	.
C	C	C	.	.
D	D	D	.	.
E	E	E	.	.
F	F	F	.	.
G	G	G	.	.
H	H	H	.	.
I	I	I	.	.
J	J	J	.	.
K	K	K	.	.
L	L	L	.	.
M	M	M	.	.

Trace and write:

N N N . .

O O O . .

P P P . .

Q Q Q . .

R R R . .

S S S . .

T T T . .

U U U . .

V V V . .

W W W . .

X X X . .

Y Y Y . .

Z Z Z . .

Write the letters

A			



Small Cursive letters

a

b

c

d

e

f

g

h

i

j

k

l

m

n

o

p

q

r

s

t

u

v

w

x

y

z

Small Cursive letters

Trace and write

a	a	a	.	.
b	b	b	.	.
c	c	c	.	.
d	d	d	.	.
e	e	e	.	.
f	f	f	.	.
g	g	g	.	.
h	h	h	.	.
i	i	i	.	.
j	j	j	.	.
k	k	k	.	.
l	l	l	.	.
m	m	m	.	.

Trace and write

n n n . .

o o o . .

p p p . .

q q q . .

r r r . .

s s s . .

t t t . .

u u u . .

v v v . .

w w w . .

x x x . .

y y y . .

z z z . .

Write the letters

a

z

Let's know

Letters to be written in middle two lines

a c e i m n o r s u v w x

Letters to be written in upper three lines

b d h k l t

Letters to be written in lower three lines

Letters to be written in four lines

g j q y z p f

Action words



Clap your hands,
Clap your hands,
Listen to the music
And clap your hands.

Turn around,
Turn around,
Listen to the music
And turn around.

Jump up high,
Jump up high,
Listen to the music
And jump up high.

Wave your hand,
Wave your hand,
Listen to the music
And wave your hand.



Activity

Teacher will give practice of commands like

- come here
- go there
- turn right
- turn left
- clap your hands
- wave your hands
- run fast etc.
- turn around

Parts of Body



Come little baby,
Come to me.
Touch your head,
Touch your knee.
Close your eyes,
And show your feet.
Shake your leg,
And pull your cheek.

Sense Organs



I see with my eyes

I smell with my nose.



I hear with my ears.

I taste with my tongue.

I feel with my skin.



The teacher will tell the learners about parts of body and sense organs.

Activity

The teacher will ask the learners to touch their body parts one by one and will give practice of commands.



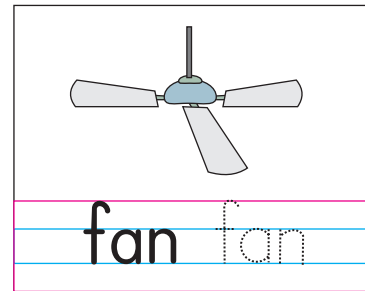


- Touch your head.
- Touch your eyes.
- Touch your hair.
- Touch your arms
- Raise your hands.
- Open your eyes.
- Shake your leg.
- Close your eyes.
- Shake your head.
- Show me your hands, tongue, nails etc.

Lesson 3

Vowel Sound 'a'



Read aloud and trace




Read and Write more words with vowel sound **a**

at	an	ap	ad	am
bat	ban	cap	bad	dam
cat	can	gap	had	jam
fat	fan	lap	mad	ham
hat	man	map	lad	ram
mat	pan	tap	sad	ar
pat	ran	nap	pad	car
rat	van	rap	bad	far
sat	tan	sap		jar




Teacher will help the child to make them understand all the words with the help of related pictures or simple drawings. Students should also develop the habit of drawing related picture.


Read aloud and trace




way way



sad sad



bag bag



jar jar



paw paw



tag tag

Read more words with vowel sound **a**

ay

day

lay

pay

say

ray

way

may

ag

bag

lag

rag

tag

aw

jaw

raw

paw

saw

law

all

ball

call

hall

tall

mall

wall

ake

bake

cake

make

take

ate

date

hate

gate

late

rate

plate

ame

name

game

came

same

ail

nail

fail

tail

sail

ay

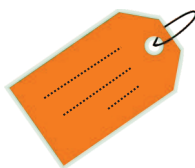

tray

pray

clay

play

Match the words with pictures



jar
cap
map
hat
tag
fat
mat
pan
rat

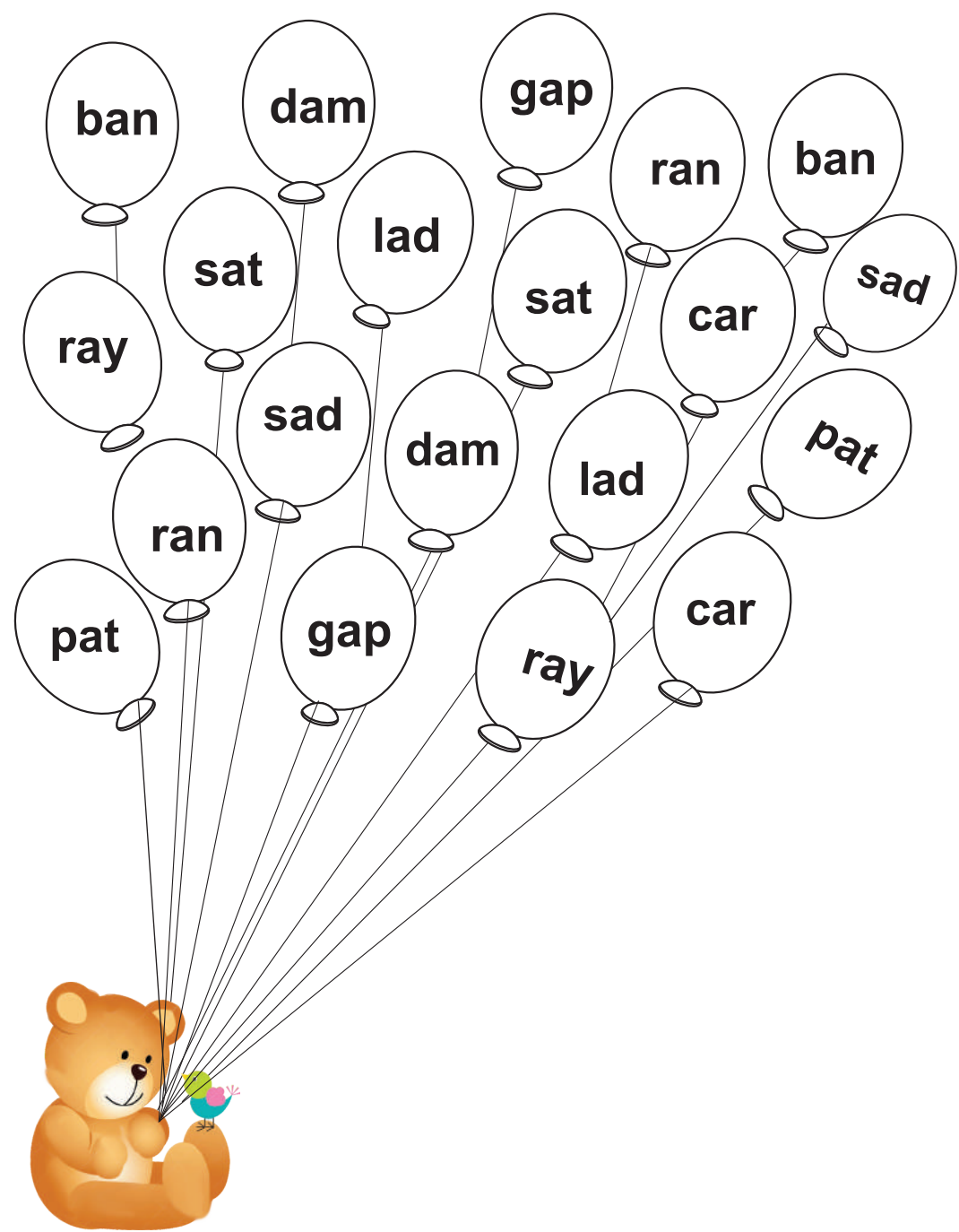


Activity Pair up



Teacher will give flash cards with three letter words to a group of 4-5 students, and related pictures to other group. When the teacher gives the command 'pair up' the students will run to make pairs.

Colour the similar balloons with same colour



Activity Same Same



Teacher will distribute identical sets of flash cards of words among two groups. Teacher will speak a word from these cards. Student from each group will find the card. One who will find first will be the winner.

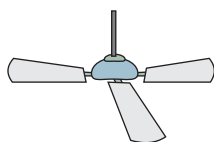
Complete the words



ar



c p



an



r t




ma



h t



ba



p w



va



m n

Join the letter to ending pattern and make words:

p

m

c

f

r

an

ar

at

ap

pan

Rearrange the following letters for given pictures.




_____amj



_____ath



_____pta



_____bta



_____apc



_____agb

Activity

Run to make word: Teacher will give flash cards of ending sounds or vowel pattern (at, at, ab, ad,ar.) to a group of 4-5 students and flash cards of consonants (n, t, f, l, d) to other group. Both the groups will stand at some distance from each other. Teacher will count 1,2,3 and students having flash cards of consonants will run towards other group to make pairs or complete words e.g. ‘p’ will run towards ‘an’ to form ‘pan’. Students will come to know the structure and formation of the vowel pattern words.

Read aloud



a fat cat



a sad man



a fat man



a man ran



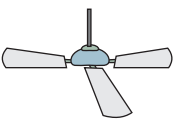








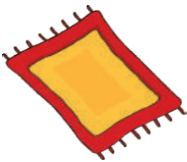







a fat cat ran



a fat man sat

Write words for the given pictures in cursive

<div></div>		<div></div>		<div></div>	
<div></div>		<div></div>		<div></div>	
<div></div>		<div></div>		<div></div>	
<div></div>		<div></div>		<div></div>	
<div></div>		<div></div>		<div></div>	
<div></div>		<div></div>		<div></div>	

Read aloud

Sam, a fat man had a fat cat.

The cat had a hat.

The cat sat on a mat.

The cat saw a rat.

The rat ran on the tap.

Pam was back.

He had a bag and a cap.

His bag had a tag.

Sam had jam for Pam .



Comprehension questions

Tick the right option:

1 Who had a fat cat ?

- (a) Pam (b) man (c) rat

2 Who saw a rat?

- (a) Pam (b) man (c) cat


Match the words in column A with column B

Column A

man
cat
Pam
rat

Column B

tap
mat
fat
bag



Match the rhyming words

ham
cat
cap
man

tap
jam
ran
mat

Use of 'and'



a car and a van

a cap and a hat



a rat and a cat

a pan and a can



a bat and a mat

a bag and a map



Plurals (One and Many)




a bag - bags



a fan - fans



a mat - mats



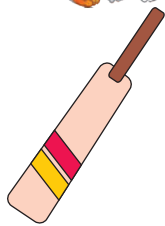
a car - cars




a cap - caps



a cat - cats



a bat - bats



a jar - jars



Rhyme Time....



This is the way

This is the way we wash our hands,
Wash our hands, wash our hands,
This is the way we wash our hands,
So early in the morning.



This is the way we brush our teeth,
Brush our teeth, brush our teeth,
This is the way we brush our teeth,
So early in the morning.

This is the way we comb our hair,
Comb our hair, comb our hair,
This is the way we comb our hair,
So early in the morning.



Extend this poem with different phrases like go to school, pray to God, clip nails, take a bath etc.

Lesson
4

Vowel Sound 'e'



Read aloud and trace



bed bed




leg leg



few few



red red



peg peg



dew dew

Read more words with vowel sound **e**

ed

fed
wed
ted
bed
led
red

eg

beg
keg
teg
leg

ew

new
sew
mew
dew
few
pew

en

den
hen
pen
men
ten
ken

- **ted** - turn over grass straw
- **keg** - small drum

- **teg** - small sheep
- **pew** - long bench with back

Read aloud and trace



den den



web web

10

ten ten



jet jet



net net



pet pet

Read more words with vowel sound e

et
bet
jet
let
get
met
net
pet
set
wet

ell
bell
fell
tell
sell
well
shell

eep
beep
deep
keep
jeep
peep
weep
sleep

eed
deed
need
seed
weed

eet
feet
meet
sweet
fleet

ee
bee
see
tree
free

een
been
seen
green
queen


Match the words with pictures





10



leg
pen
jet
ten
web
bed
dew
net
den



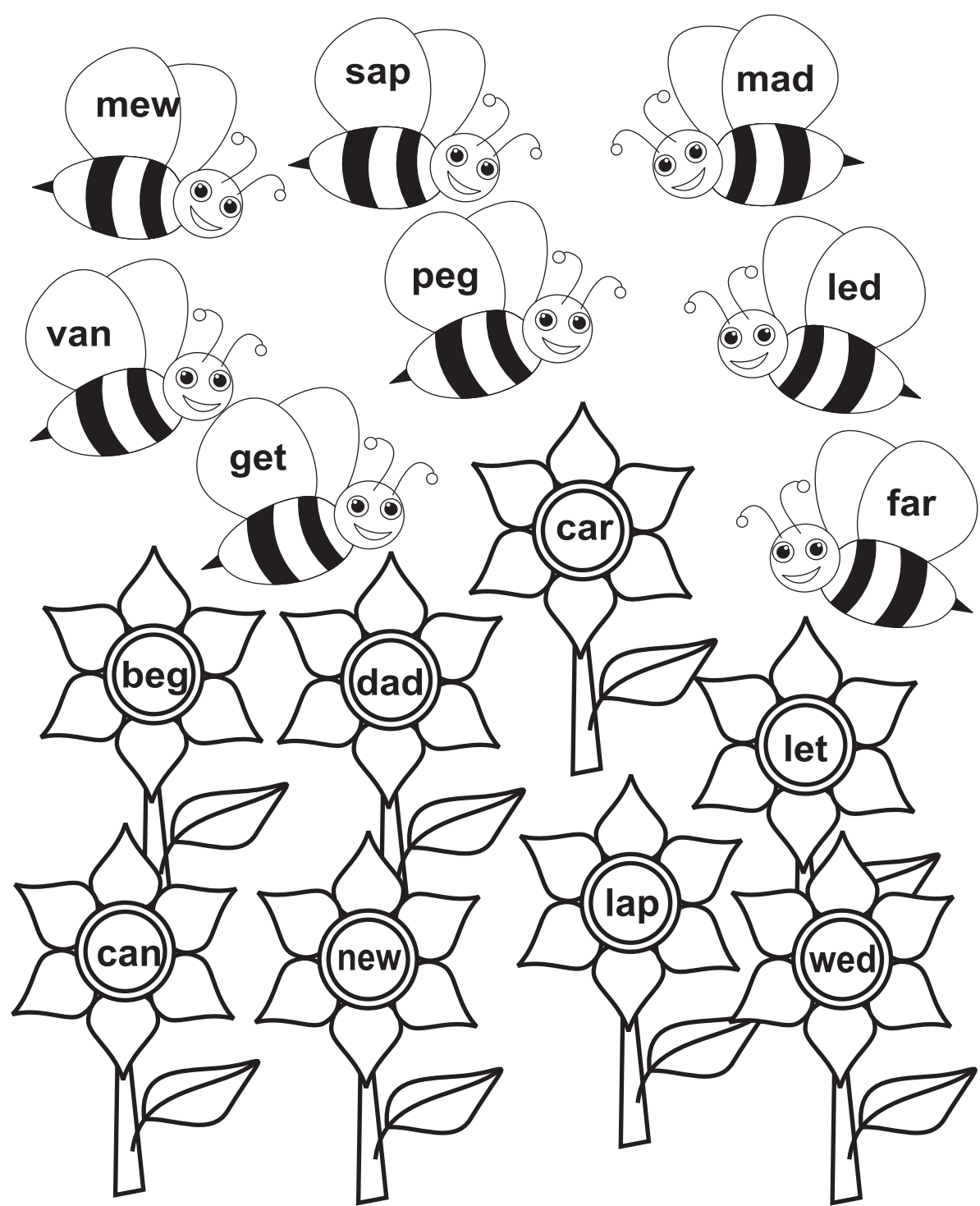
Give the correct word for the picture



hen
wet
peg
men
leg
red
pet





Colour the rhyming pair with same colour



Activity Run and circle Teacher will write some three letter words on the blackboard. Divide the class into two teams. Teacher will call out a word from the black board. One student from each team will run to circle that word and win point.

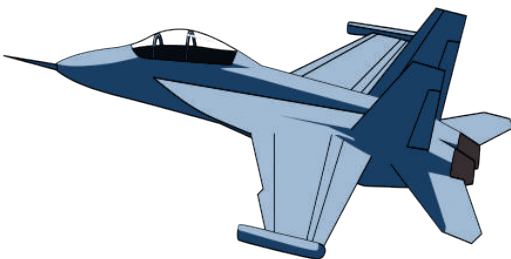

Write words for given pictures in cursive.



Encircle the words for the following pictures in the grid and write in the space given below



b	u	c	p	t	e	n
s	p	e	n	d	g	h
t	v	w	n	e	t	s
h	i	k	f	p	r	j
e	l	d	h	m	v	e
n	c	f	e	g	d	t
p	q	h	v	n	o	j
d	k	l	e	g	x	c



10

Read aloud

bad bed

bag beg

bat bet

man men


pat pet

pan pen


sat set

tan ten


Tick and write the correct word




bat
bet



beg
bag



pan
pen



leg
lag

Read aloud



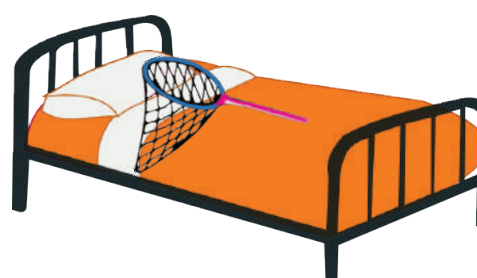
a red pen



a wet hen



men in a den



a net on a bed



a pet in a car



a bag on a peg



Rhyme Time....



The Little Red Hen

The little red hen
Took her basket of eggs,
And went to the Ten Cent store
She traded her eggs,
For a vest and a jet
And a pet that she just adored.

She put on her vest
And got in her jet,
With her pet that she named Ted
They flew round the bend
And become good friends,
And that's how the story ends.



Rhyme Time....



Fruits



Mango



Apple



Orange




Grapes



Pear



Banana



Watermelon

Fresh fruit, fresh fruit
I have many
I have many
apple , orange ,
banana and grapes
mango , cherry,
melon and dates
Do you want any?
Do you want any?



Teacher will give oral practice of the following conversation-
Do you want any fruit ?
Yes, I want (name of fruit)

Conversation

1. How are you?
I am fine, thank you.
2. What is your name?
My name is
3. How old are you?
I amyears old.
4. Where do you live?
I live in
5. What is your father's name?
My father's name is
6. What is your mother's name?
My mother's name is
7. In which class do you study?
I study in class
8. What do you like to eat?
I like to eat
9. What do you like to drink?
I like to drink
10. What do you like to play?
I like to play



My Self

I am (Name)

I amyears old.

My mother's name is Mrs

My father's name is Mr.

I study in class

I like to eat

I like to drink

I like to play

I live in



Lesson
5

Vowel Sound 'i'



Read aloud and trace




bib bib



wig wig



lid lid



pig pig



dig dig



mid mid

Read and Write more words with vowel sound i

it

bit
fit
hit
kit
lit
pit
sit
nit

id

bid
did
lid
kid
hid
mid
rid

ig

big
dig
fig
mig
pig
wig

in

bin
fin
pin
sin
tin
win

ib

bib nib rib


Read aloud and trace



dip dip

lip lip

zip zip



6



tip tip

six six

mix mix

- ip
- dip
 - hip
 - lip
 - nip
 - sip
 - tip
 - zip
 - pip


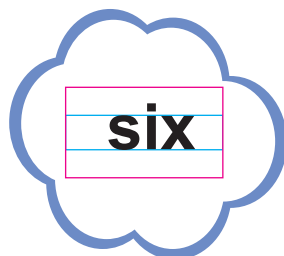






- im
- dim
 - him
 - sim
 - rim

- ix
- six
 - mix
 - fix

- ill
- bill
 - fill
 - hill
 - mill
 - till
 - pill
 - will
 - still

- i+e
- five
 - nine
 - line
 - tine
 - mice
 - rice
 - like
 - pipe
 - kite

Match the words with pictures



Encircle the correct word for the picture



tin pin bin



nib big bib



six mix fix



mid bid lid




bin pin tin




big wig fig

Read the following words and help the butterfly to find flowers with 'a' by colouring them red, with 'e' by colouring them yellow and with 'i' colouring them blue.



Fill in the correct vowel 'e' or 'i'



l....g

t....p

m....n

w....n

b....b

d....g

z....p

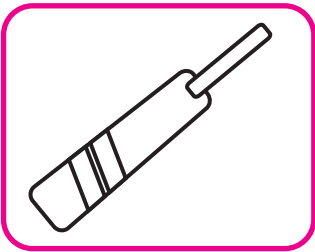
h....t

Read the following words and write in proper place below pictures.

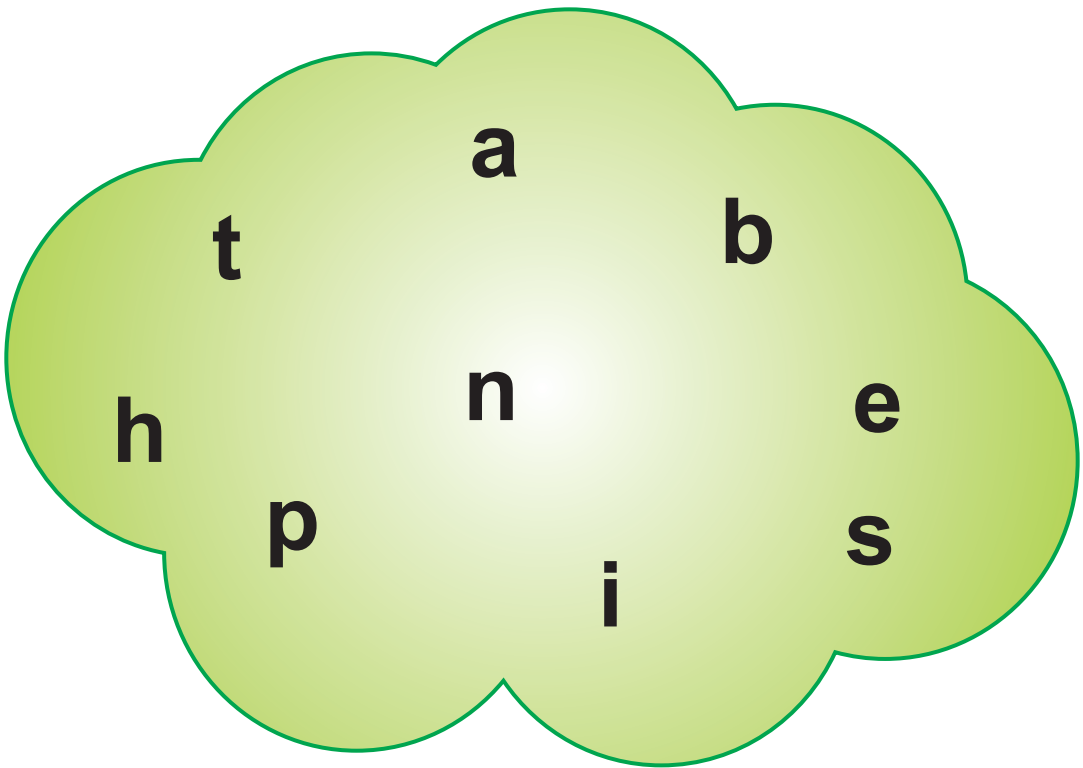
bit	bin	lip	bib
lid	kit	pin	pit
fin	tin	nib	zip
dip	tip	sit	six

Draw pictures for the given words

bat		bit	
fan		fin	
tap		tip	
hat		hit	
pen		pin	

Make as many words as you can using following letters
(you can repeat the letters)



_____	_____	_____	_____
_____	_____	_____	_____
_____	_____	_____	_____
_____	_____	_____	_____

Activity

Make up a word: Divide the class in two groups. Put a complete set of alphabet flash cards in a box/basket. One student from each group will pick any three letters to make a vowel pattern word. The one who will make the word first will get the point. Repeat this activity with all students.