

Lesson 12

A BAD CAT



Look at the pictures and watch the activities.



EXERCISE

I. Look at the picture in the lesson and repeat after the teacher.

1. The birds are flying in the sky.
2. The eggs are lying in the nest.
3. The man is resting under the tree.
4. The bird is sitting on the branch.
5. The ducks are swimming in the pond.
6. The dog is standing under the tree.
7. The man is looking at the bad cat.
8. The cat is
9. The dog is looking.....
10. The nest is

II. Say where the doll is ?



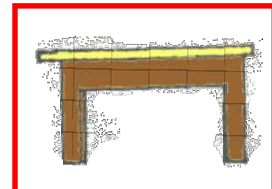
on the T.V. the chair the mat



..... the box the table

III. Complete the pictures as instructions given below.

1. a ball on the table




2. a bat in the basket



3. a pen in the glass




4. a stick on the mat



IV. Fill in the blanks given below and write what you see in the picture.

Example :



1. an eggin..... the plate
2. a bird the nest
3. a pen the glass
4. a ball the table
5. a cat the mat

V. **Activity**

Do as your teacher says.

- (1) Put your notebook in the bag.
- (2) Put your cap on the head.
- (3) Put your book on the table.
- (4) Put your pen in the pencil box.

V. Tick (4) mark on what these animals can do.

animals	climb trees	work in fields	give us milk	carry loads	run fast
cat					
dog					
ox					
monkey					
elephant					
goat					
horse					

VI. Look at the picture and write the verbs that you can think about.

birds : fly

cat :

dog :

man :

duck :

frog :

egg :

