



Three little kittens
Lost their mittens,
And they began to cry,

Kittens : Oh mother dear,
We very much fear,
We have lost our mittens ! Oh my !

The Cat : You naughty kittens,
Lost your mittens,
Then you shall have no pie.


Kittens : Miaow, miaow, miaow.

The Cat : No, you shall have no pie.

Kittens : Miaow, miaow, miaow.

'श्री लिटल् 'किटन्झ 'लॉस्ट् देअर् 'मिटन्झ
अन्ड् 'देऽ बि'गॉन् टु 'क्राय्
ओ 'मदर् 'डिअर् वी 'व्हेरि मच् 'फिअर्
वि हॅव्ह 'लॉस्ट् आवर् 'मिटन्झ ओ 'माय्
यू 'नॉऽटि 'किटन्झ 'लॉस्ट् यॉऽर् 'मिटन्झ
देन् 'यू शल् 'हॅव्ह नोऽ 'पाय्
'मियाव् 'मियाव् 'मियाव्
'नोऽ यू शल् 'हॅव्ह 'नोऽ पाय्
'मियाव् 'मियाव् 'मियाव्

'श्री लिट्ल् 'किटन्झ् 'फाउन्ड् देअर् 'मिटन्झ्
 अन्ड् 'देऽ बि'गॅन् टु 'क्राय्
 ओ 'मदर् 'डिअर् सी 'हिअर् सी 'हिअर्
 वि हॅव्ह् 'फाउन्ड् आवर् 'मिटन्झ् ओ 'माय्
 'पुट् ऑन् यॉऽर् 'मिटन्झ्
 यू 'सिलि 'किटन्झ्
 अन्ड् यु मेऽ 'हॅव्ह् सम् 'पाय्
 पर् पर् पर्
 नाव् यु मेऽ 'टेऽस्ट् द 'पाय्
 पर् पर् पर्



Three little kittens
 Found their mittens,
 And they began to cry,

Kittens : Oh mother dear,
 See here, see here,
 We have found our mittens !
 Oh my !

The Cat : Put on your mittens,
 You silly kittens,
 And you may have some pie.

Kittens : Purr, purr, purr.

The Cat : Now you may taste the pie.

Kittens : Purr, purr, purr.

2. Read the following words aloud.

खालील शब्द मोठ्याने वाचा.



little kitten mitten	dear fear here	my cry try	put push pull	three tree free
----------------------------	----------------------	------------------	---------------------	-----------------------

3. Listen carefully and write the first letter.

लक्ष देऊन एका आणि पहिले अक्षर लिहा.



- we
- very
- fear
- have
- pie
- three
- they
- shall
- their
- you

Riddles

Listen carefully and answer.

लक्ष देऊन एका आणि उत्तर सांगा.



1. I live in jungles.
I am clever.
My name begins with 'f'.
Who am I?



2. You open your mouth
to do it.
It shows you are sleepy.
What is it?



3. My name begins with 'z'.
It rhymes with 'hero'.
Who am I?



4. I fly but I am not a bird.
I have a tail,
but I am not an animal.
There is 't' in my name.
Who am I?



5. I look like a horse.
I have black and
white stripes.
Who am I?




Capital Letters 1

- Look, listen, read the letters.
अक्षरे पहा, ऐका, वाचा.



Capital Letters 2

- Look, say and copy the letters in the proper order.
अक्षरे पहा, नाव म्हणा, पाहून योग्य त्या क्रमाने लिहा.



1. Listen carefully and learn to make letter cards.

लक्ष देऊन ऐका आणि अक्षरांची कार्डे बनवायला शिका.




Teacher : Manish, come here.
Hand out these cards to everyone.
Give one card to each one.
Did you all get a card?
Good.

Now listen carefully.
I will say the name of a letter,
and write it on the board.
You have to write the letter
on your card.
Ready? Let's start.

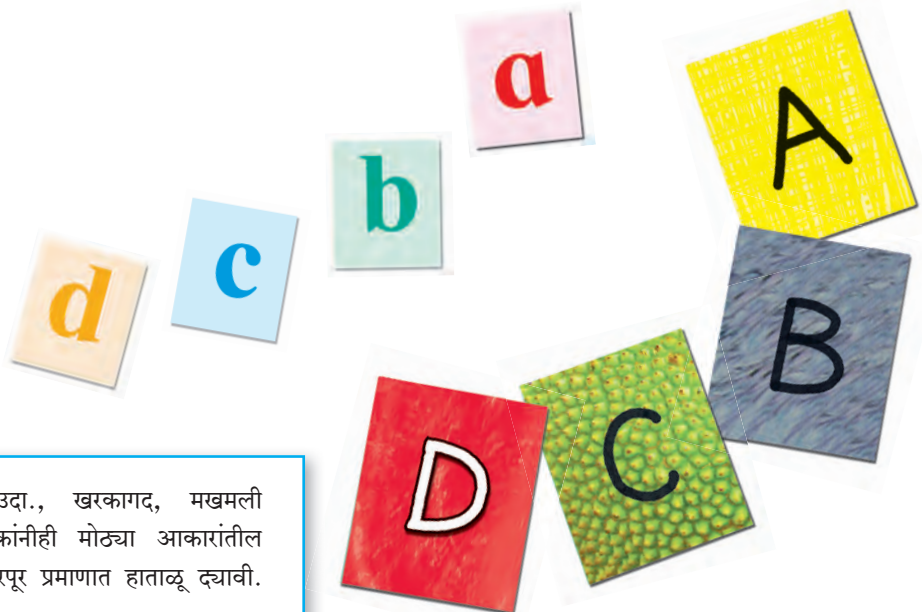
'A'. Write big A.
(Writes 'A' on the board.)

Finished? Good.
Now turn the card over like this.
On this side, write small 'a'.
(Writes 'a' on the board.)

Finished? Very good.
Now this is your letter card for 'a'.



याचप्रमाणे टप्प्याटप्प्याने
मुलांना कोरी कार्डे वाटून
a-z अक्षरांची कार्डे
प्रत्येकाकडून करून घ्यावीत.
ही २६ कार्डे तसेच ४ कोरी
कार्डे असा संच प्रत्येक
मुलाला द्यावा.



वेगवेगळ्या पोताचे कागद उदा., खरकागद, मखमली
कागद, इत्यादी वापरून शिक्षकांनीही मोठ्या आकारांतील
अक्षरकार्डे बनवून ती मुलांना भरपूर प्रमाणात हाताळू द्यावी.

2. Listen carefully and learn to play the following games with letter cards.

लक्ष देऊन एका आणि अक्षरकार्डांचे खालील खेळ खेळायला शिका.



*** Game 1** : Listen carefully and show the correct card : m, p, e, f, etc.



*** Game 2** : Look at this card and show a matching card.

*** Game 3** : Look at this capital letter and show the small letter.

*** Game 4** : Look at this small letter and show the capital letter.



*** Game 5** : Form pairs.
Listen carefully
and form the word using your cards.

Examples :

a, I, am, and ...
bill, name, rose ...
mother, father ...

या खेळांचा सराव
थोड्या थोड्या अंतराने
पुन्हा पुन्हा घ्यावा. शब्द,
वाक्ये तयार करताना
कोन्या कार्डांचा उपयोग
कोणतेही अक्षर म्हणून
करता येईल हे मुलांना
समजावून सांगावे.

*** Game 6** : Form pairs.
Form any four names of your choice using your cards.

*** Game 7** : Form pairs.
Try to form a sentence using your cards.



Mix a Pancake

Listen, repeat and sing.

ऐका, माझ्यापाठोपाठ म्हणा. हे गाणे म्हणा.



'मिक्स् अ 'पॅन्केड्क्
'स्टर् अ 'पॅन्केड्क्
'पॉप् इट् इन् द 'पॅन्
'फ्राय् अ 'पॅन्केड्क्
'टॉस् अ 'पॅन्केड्क्
'कॅच् इट् इफ् यू 'कॅन्

Mix a pancake,
Stir a pancake,
Pop it in the pan;

Fry a pancake,
Toss a pancake,
Catch it if you can.

- Christina Rossetti



Banana Delight

Listen, repeat and learn to present the recipe.

ऐका, म्हणा व ही पाककृती सादर करायला शिका.



Friends, please pay attention.

Follow these steps and make a delicious dish.

1



1. Peel a banana.

5



2. Put the peel in a dust-bin.
(Please don't forget this step.)

2



3. Cut the banana into pieces.

6



4. Put the pieces in a bowl.

5. Add a spoonful of sugar.

3



6. Pour some milk on it.

7. Stir it with the spoon.

8. Eat it up.

7



4



8



मुलांनी पाककृतीचे प्रात्यक्षिक देताना
नुसता अभिनय करावा किंवा शक्य
असल्यास खऱ्याखऱ्या वस्तू/पदार्थ
वापरावेत.

Action Words

Listen and repeat the words after me.
They are all action words.

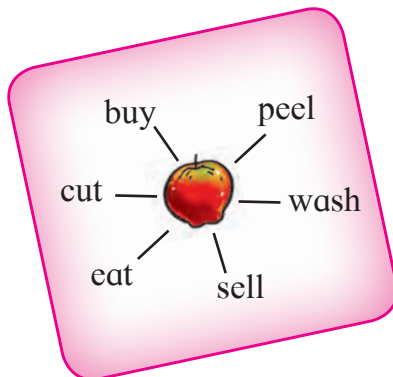
एका आणि शब्द माझ्यापाठोपाठ म्हणा. हे 'action words' आहेत.



blow	clean	cut	find	grow
break	climb	drop	finish	help
buy	close	drive	fold	hold
call	cook	eat	get	lift
catch	count	fill	give	lose



make	peel	read	share	take
meet	pick	ride	show	throw
move	pull	rub	smell	wash
open	push	sell	start	wipe
paint	put	shake	stop	write



- Now, name the above pictures.

Choose suitable action words for each picture.

आता वरील चित्रांसाठी इंग्रजी शब्द सांगा.

प्रत्येक चित्राकरिता योग्य ते 'action words' निवडा.



मुलांना या शब्दांचा (action words) अर्थ समजतो की नाही, ते प्रश्नोत्तरांच्या माध्यमातून जाणून घ्यावे. वेगवेगळ्या वस्तू/चित्रे यांचा उपयोग करून ही कृती एका वेळी १०-१५ मिनिटे याप्रमाणे पुन्हा पुन्हा घ्यावी.


The Sun and the Wind

Listen carefully and read aloud with me.

लक्ष देऊन ऐका आणि माझ्याबरोबर मोठ्याने वाचा.



कथेतील वाक्ये, विशेषतः कृतियुक्त वाक्ये
मुलांकडून हावभावांसह म्हणून घ्यावीत.



The Sun and the Wind were friends.
But the Wind was naughty.

He blew and he tossed and he rushed
through trees and gardens and houses.
He scattered things here and there.
He teased the Sun,
“See what I can do. I am stronger than you.”
“I don’t think so,” said the Sun.
“Yes, I am!”
“No, you are not.”
“Yes, I say, yes!” said the Wind,



“Look at the man on the farm.
There’s a blanket around his shoulders.
I will make him throw it away.”

“Let us see,” said the Sun.
Then the Wind started blowing.
He blew and blew.

He blew hard.
But the man did not throw the blanket away.
“It is so windy,” said the man,
and wrapped the blanket tight around his shoulders.



Now tell me,
Who is stronger –
the Sun or the Wind?

The Sun smiled and said to the wind,
“Now watch this.”
Then the Sun began to get hot.
He became very very hot.
“Ugh!” said the man, “Now it’s too hot!”
He took the blanket off and threw it in a corner.






Weather Words

Look at the pictures and read aloud.
चित्रे पहा आणि मोठ्याने वाचा.



What does doggie say?



Mottos

Read the name and motto on each badge.

Read with me and enact what the people are saying.

प्रत्येक बिरुदावरील नाव आणि ब्रीदवाक्य वाचा.

हे लोक काय म्हणत आहेत, ते माझ्याबरोबर वाचा. सादर करा.



“ We like to help animals.
We care for all animals. ”



“ I like to read.
I like to learn.
Books teach us many things. ”



“ We care for plants.
We help to grow plants. ”



‘ Eat well. Sleep well.
Exercise every day.
Keep your body fit and fine.’



Project

Mottos and messages

Read the following mottos and messages. Copy them in good handwriting. Put them up in proper places. With your teacher's help, add other mottos and messages to the above.

खाली दिलेले संदेश व ब्रीदवाक्ये वाचा. ती पाहून चांगल्या अक्षरांत लिहा. योग्य जागी लावा.
शिक्षकांच्या मदतीने त्यांत इतर संदेश व ब्रीदवाक्यांची भर घाला.

Be kind to animals.

Be polite.

Never tell lies.

SAVE WATER

Waste not, want not.

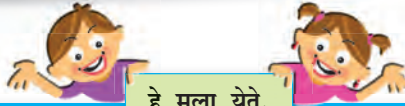
TRUTH

Please turn off the tap.

Keep this place clean.

HONESTY

Save electricity.



हे मला येते.

- आधीच्या व नवीन कविता म्हणता येतात. ☐
- सगळी इंग्रजी कॅपिटल व स्मॉल अक्षरे ओळखू येतात. ☐ लिहिता येतात. ☐
- अक्षरकार्डे बनवता येतात. ☐ ती जुळवणे, त्यांतून शब्द, छोटी वाक्ये बनवणे असे खेळ खेळता येतात. ☐
- सोपे सोपे इंग्रजी शब्द वाचता येतात. ☐ समजतात. ☐ लिहिता येतात. ☐
- सोपी इंग्रजी वाक्ये वाचता येतात. ☐ समजतात. ☐
- गोष्टीतील काही इंग्रजी वाक्ये हावभावांसह सांगता येतात. ☐
- इंग्रजीतील ३-४ शब्दांपर्यंतचे संदेश पाहून चांगल्या अक्षरांत लिहिता येतात. ☐