

UNIT - 5

THE LITTLE RED HEN

1. Look at the picture.




What are the different people doing in the picture?

Free distribution by T.S. Government 2021-22



II.A. Look at the picture and answer the questions.



What time of the day is it?

What are the animals doing?

B. Now listen to your teacher and answer the following questions. (Note : Listening text is in Appendix-1)

1. How did the hen help her friends?
2. Name the birds and animals who are lazy in the story.
3. Can the hen do something to make them work?
4. How can we help our friends to be active and learn new skills?

Free distribution by T.S. Government 2021-22



A Reading

The little red hen


One day the little red hen found a grain of wheat.

“Who will plant this grain of wheat?” she asked.

“Not I,” quacked the duck.


“Not I,” grunted the pig.

“Not I,” purred the cat.



Free distribution by T.S. Government 2021-22





So, the little red hen planted the grain. It soon grew into a plant. It was full of wheat.

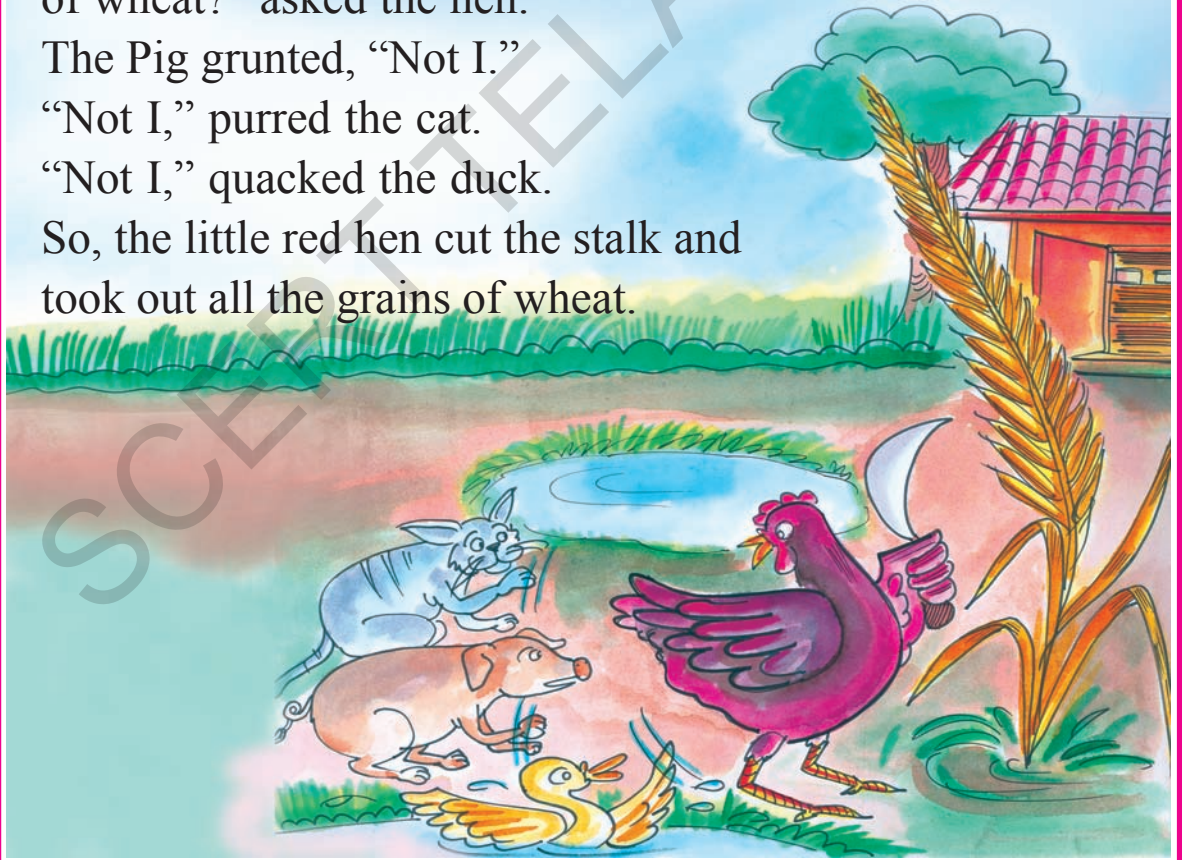
“Who’ll help me cut the stalk of wheat?” asked the hen.

The Pig grunted, “Not I.”

“Not I,” purred the cat.

“Not I,” quacked the duck.

So, the little red hen cut the stalk and took out all the grains of wheat.



Free distribution by T.S. Government 2021-22



“Who’ll take the wheat to the mill?” asked the hen.

“Not I,” the Pig grunted. “Not I,” purred the cat.

“Not I,” quacked the duck.

So the little red hen took the wheat to the mill. The miller ground it into flour.



The hen made bread with the wheat flour. She called the duck, the pig and the cat. She wanted to teach them a lesson.

What lesson, do you think, the hen would teach them?




“Who’s going to eat the bread?” asked the hen.

“I will,” grunted the pig. “I will,” quacked the duck.

“I will,” purred the cat.

“No, you will not. I planted the grain. I cut the grain. I got it ground. I made the bread. So, I’ll eat all the bread,” said the little red hen. And she started eating.



“We’re sorry. We’ll not be lazy from today. Please give us something to eat,” said the pig, the duck and the cat.



Comprehension

A. Answer the following questions.

1. What did the little red hen do with the grain?
2. Where did the little red hen take the wheat?
3. What would you do if you were in the hen's place?

B. Write the following sentences in the order in which they appear in the story.

The little red hen cut the wheat.

The little red hen ate the bread.

The miller ground the wheat into flour.

The little red hen took the wheat to the mill.

The little red hen planted the grain.

The little red hen found a grain of wheat.



.....

.....

.....

.....

.....

.....

.....



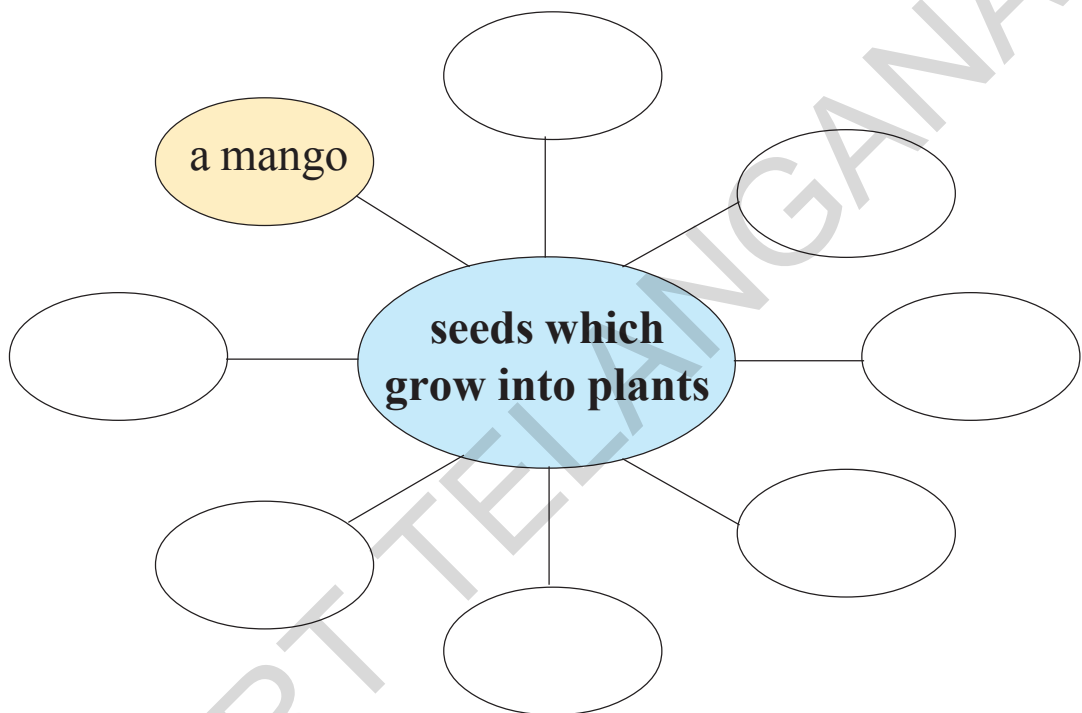


Vocabulary

A. One day the little red hen found a grain of wheat. She planted it and it soon grew into a plant.

Now think of some **seeds** which grow into plants.

Write their names below. One is done for you.



B. We have come across some animals and birds in the story. Add a few more names of animals and birds you know.

birds		animals	
1. a hen	5.	1. a cat	5.
2. a duck	6.	2. a pig	6.
3.	7.	3.	7.
4.	8.	4.	8.

Free distribution by T.S. Government 2021-22



Grammar

A. Read and observe the underlined parts of the following sentences.







1. The little red hen **found** a grain of wheat.
2. The little red hen **planted** the grain.
3. The little red hen **cut** the stalk.
4. I **made** the bread.

Found, planted, cut, made etc. are the different actions done by the **Little Red Hen** in the story.

B. Now write the actions done by different animals and birds in the story.

1. Duck – quacked, slept
2. Pig -
3. Cat-
4. Miller -

C. Tick the right word for each picture.

run drive jump 	slip swim jump 	push eat drink 
throw hear vote 	hop sit run 	write walk read 



frown
cry
smile



learn
read
draw



sing
dance
laugh



1.
2.
3.
4.

a. wheat flour two cups

b.

c.

Write the steps you need to make chapati. Use the clues given below.

(take, add, knead, make, roll, roast)

Step 1 Take wheat flour.


Step 2

Step 3

Step 4

Step 5

C. Colour the picture. Write 3 or 4 sentences about it.



Free distribution by T.S. Government 2021-22





Oral Skills

Talk about the picture given on previous page. Where are the animals and what are they doing in the picture?

Conventions of Writing

Read the following sentences. Make necessary changes using question mark (?), capital letters and correct spelling.

1. “Who will plant this grain of wheat.”

2. i planted the grian.

Fun with Words

Read the following. Observe that they read the same in both the directions.

1. eye	4. noon	7. nun
2. madam	5. level	8. put it up
3. Malayalam	6. mom	9. deed



B Reading

Good morning Mrs. Hen

“Good morning, Mrs. Hen!
How many chickens have you got?”

“Madam, I have got ten.
Four of them are yellow.
Two of them are brown.
Four of them are speckled red,
The nicest in the town.”

B. Add lines

Good morning, _____
How many _____ have you got?

The nicest in the town.



Project Work

My plant

A. The following steps will help you to plant a seed.

1. Take an earthen pot.
Fill it with soil and manure.



2. Put any seed in the soil.

3. Keep the pot in sun light.



4. Water the seed every day.



5. The seed grows into a sapling.



B. Tell your friends in your group how you got the sapling from the seed. You may begin as shown below.

I took an earthen pot.

Now, write what you have told the group.

My plant

.....

.....

.....

.....

