

Our Devanagari Numerals

Introduction and Exercises



Our Numerals

Introduction

Numbers are also written on this calender.

These numbers are written differently from your textbook.

The numerals used in this calender are numerals of Devanagari.

Let us identify these Devanagari numerals.

Number one is written as 1 in international numeral and as १ in Devanagari numerals.

January २०१८						
Sun	Mon	Tue	Wed	Thus	Fri	Sat
	१	२	३	४	५	६
७	८	९	१०	११	१२	१३
१४	१५	१६	१७	१८	१९	२०
२१	२२	२३	२४	२५	२६	२७
२८	२९	३०	३१			

Like this 2 is written as २ in Devanagari numerals.

3, 4 and 5 are written as ३, ४ and ५ in Devanagari numerals.

In the given table numbers from 1 to 10 written in international numerals and Devnagiri numerals. See it carefully and understand.

Number	One	Two	Three	Four	Five	Six	Seven	Eight	Nine	Ten
International numerals	1	2	3	4	5	6	7	8	9	10
Devnagiri numerals	१	२	३	४	५	६	७	८	९	१०

Write count from 9 to ९

9

, d



9						
---	--	--	--	--	--	--

२

nts



२						
---	--	--	--	--	--	--

३

rhu



३						
---	--	--	--	--	--	--

४

plj



४						
---	--	--	--	--	--	--

Maths-1

୧

i k



୧

--	--	--	--	--	--

୧

N%



୧

--	--	--	--	--	--

୭

l k



୭

--	--	--	--	--	--

୮

v B



୮

--	--	--	--	--	--

୯

u S









୯

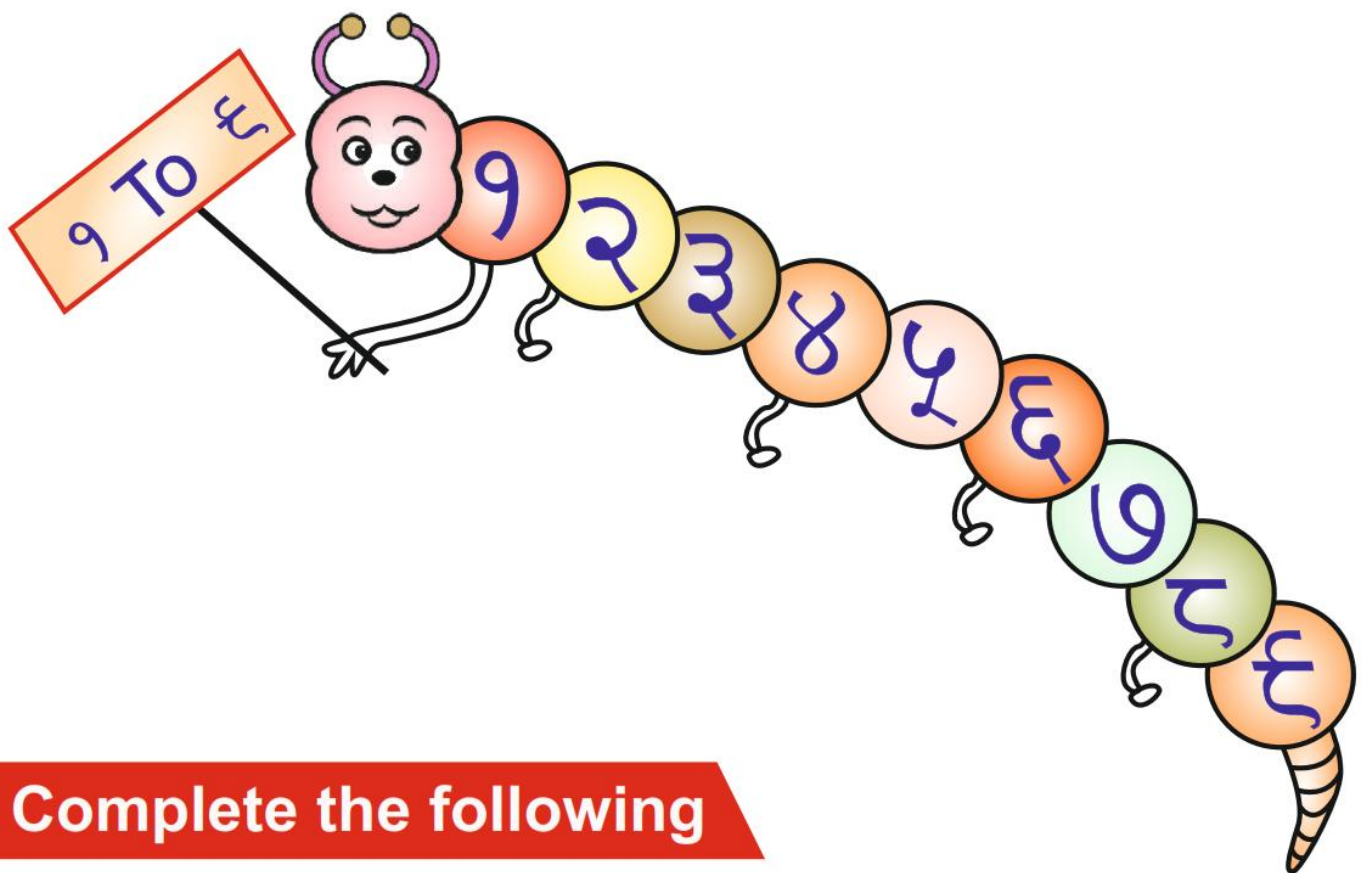
--	--	--	--	--	--

Count the pictures and write the numbers




Picture	Number	Picture	Number
	<input type="text" value="8"/>		<input type="text"/>
	<input type="text"/>		<input type="text"/>
	<input type="text"/>		<input type="text"/>

See and understand



Complete the following



Arrange the numbers from the smallest to the largest

૩, ૪, ૧, ૨ → ૧ ૨ ૩ ૪

૬, ૨, ૫, ૩ → ○ ○ ○ ○

૭, ૪, ૨, ૬ → ○ ○ ○ ○

૨, ૫, ૬, ૩ → ○ ○ ○ ○

Arrange the numbers from largest to smallest

૨, ૪, ૧, ૫ → ૫ ૪ ૨ ૧

૪, ૮, ૬, ૩ → ○ ○ ○ ○

૫, ૭, ૪, ૨ → ○ ○ ○ ○

૧, ૮, ૬, ૬ → ○ ○ ○ ○

Count and match



૬



૩




૨



૫



૧



Match the similar numbers

૧

૪

૨

૬

૩

૧

૪

૨

૫

૭

૬

૫

૭

૩

૮

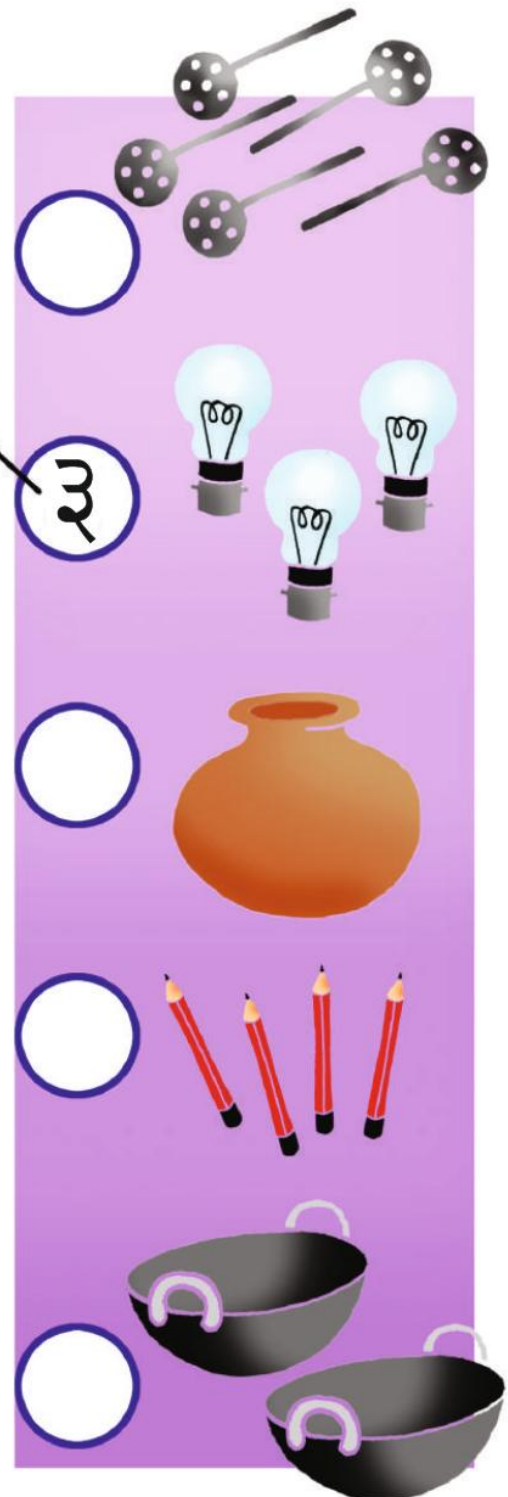

૬

૯

૮



Count, write and match



Place a tamarind (Imli) seed on each object in a group and match the groups with the same number.


Draw one more, count and write



3



--



--



--




--



Fill in the missing numbers




Draw as many pictures as the number

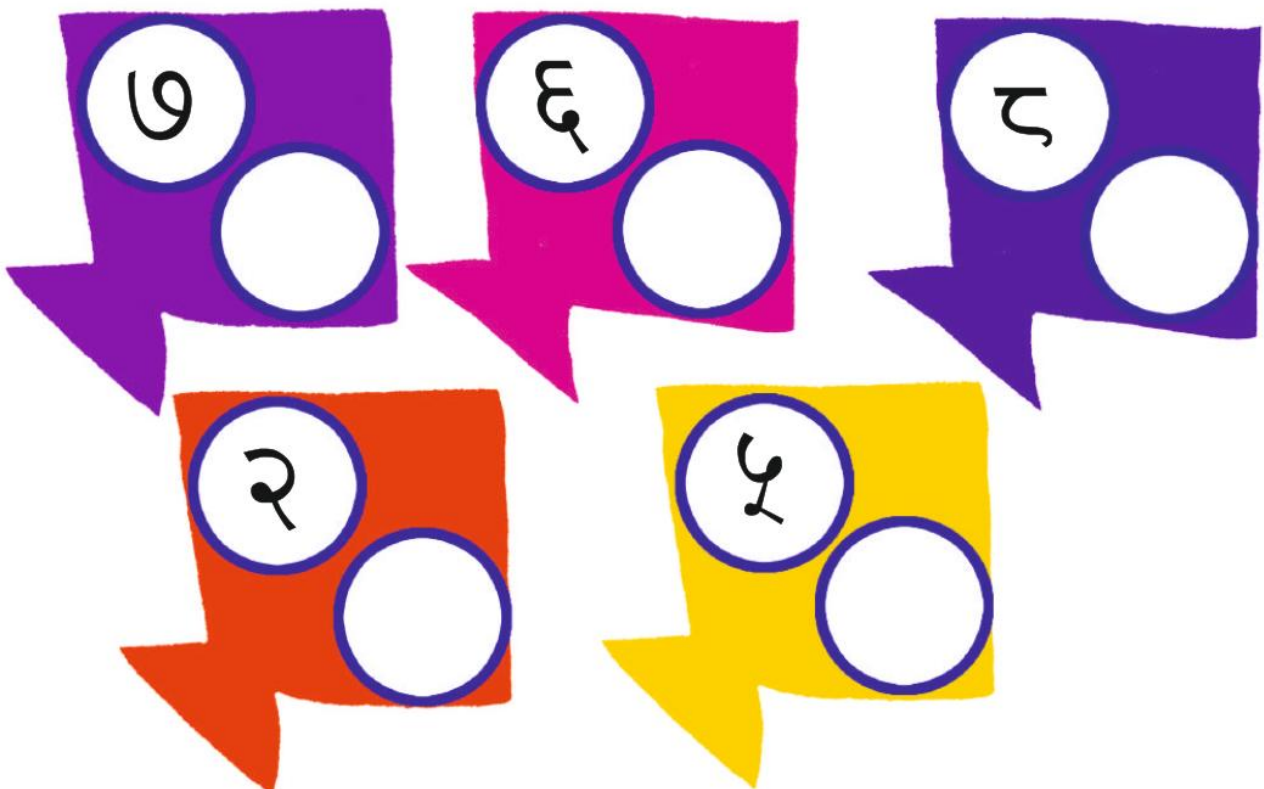




Write the number before the given number


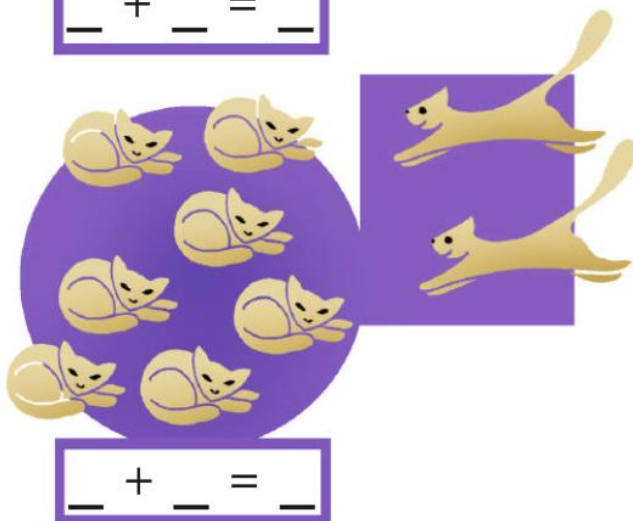
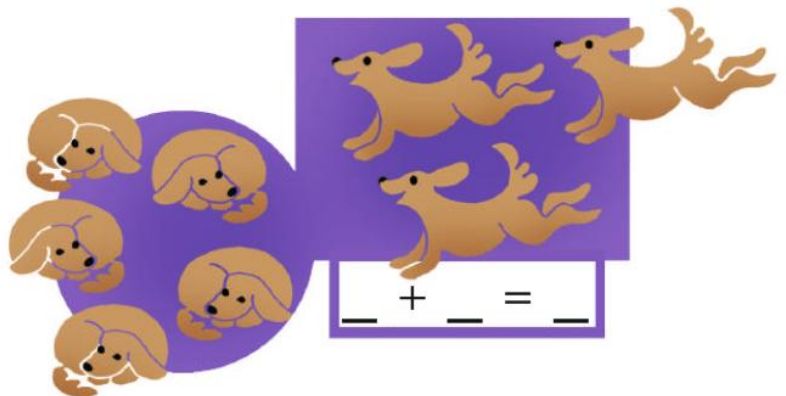




Fill the number after the given number





Count and add



Add and Write

$0 + 9 = \square$

$9 + 9 = \square$

$2 + 9 = \square$

$3 + 9 = \square$

$8 + 9 = \square$

$4 + \square = 6$

$\square + 9 = 9$

$9 + 9 = \square$

$\square + 9 = 8$

$8 + \square = 90$

$3 + 8 = 9$

$2 + 2 = \square$

$2 + 9 = \square$

$2 + 3 = \square$

$4 + 9 = \square$

$9 + 2 = \square$

$8 + 2 = \square$

$3 + 9 = \square$

$3 + 3 = \square$

$4 + 2 = \square$

Write the in-between number

9		3
8		6
2		8
4		9

0		2
3		5
6		7
9		8

Write the numbers before and after the given number

	2	
	5	
	3	
	8	

	9	
	7	
	6	
	5	

Count and write the number. For each number write the sentence given at the bottom of the page



9 box

9 loose

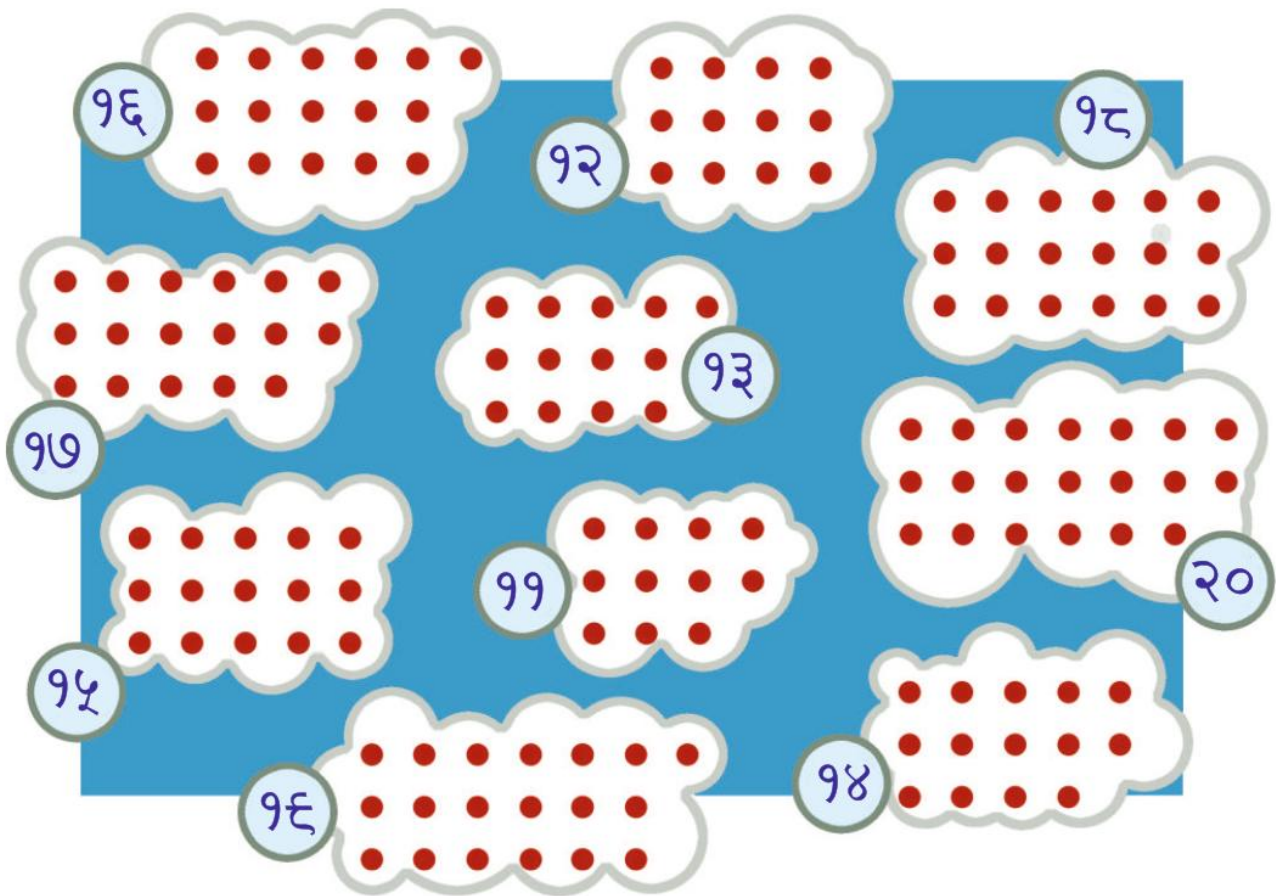
99



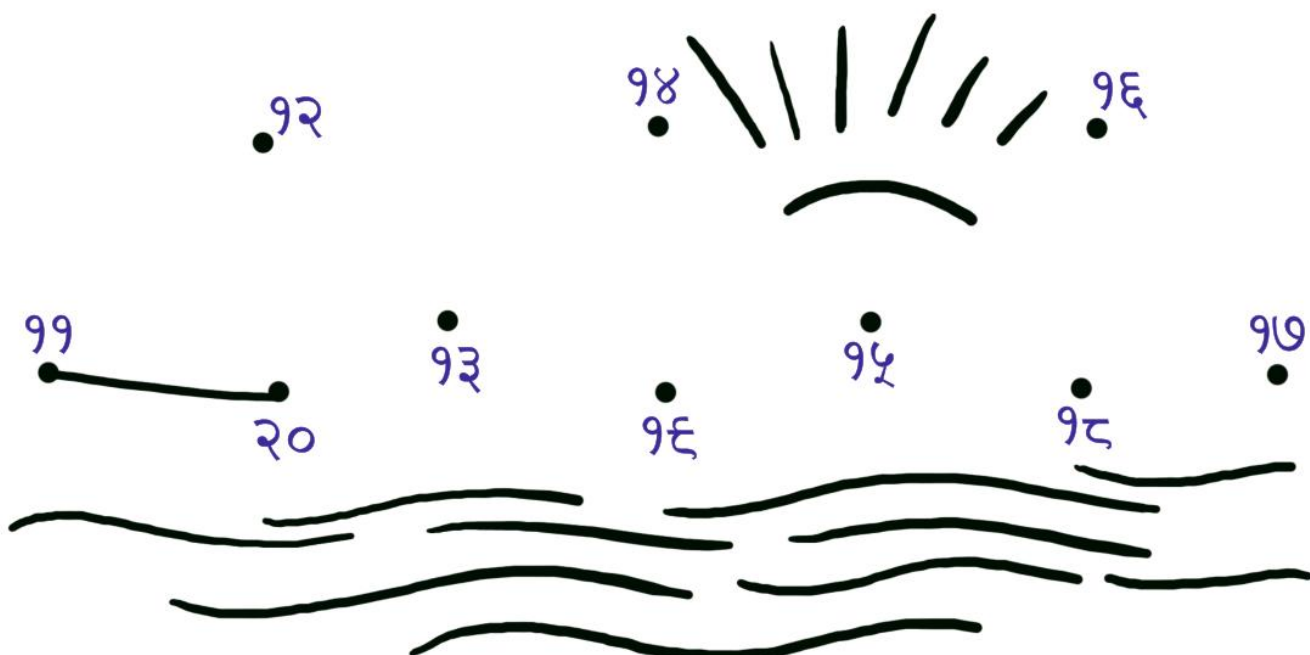
9 box and 9 loose means 9 ten and 9 unit



Join the numbers in order



Join the numbers in order





Write the in-between number

६		८
---	--	---

१५		१७
----	--	----

१३		१५
----	--	----

१७		१९
----	--	----

Write the numbers before and after the given number

	११	
--	----	--

	१७	
--	----	--

	८	
--	---	--

	१४	
--	----	--



Write numbers from 9 to 20





Add one and write

		२४

Remove one stick and write

		९३



Write the in between number

२६		२८
----	--	----

२८		३०
----	--	----

२३		२५
----	--	----

२०		२२
----	--	----

Fill in the number before and after the given number

	२३	
--	----	--

	२७	
--	----	--

	२०	
--	----	--

	२६	
--	----	--



Count and write

☒☒☒|

39

☒☒☒||

☒☒☒|||

☒☒☒||||

☒☒☒|||||

☒☒☒||||||

☒☒☒|||||||

☒☒☒|||||||

☒☒☒|||||||

☒☒☒☒

40

☒☒☒☒|

89

☒☒☒☒||

82

☒☒☒☒|||

☒☒☒☒||||

☒☒☒☒|||||

☒☒☒☒||||||

☒☒☒☒|||||||

☒☒☒☒|||||||


☒☒☒☒|||||||

☒☒☒☒☒

90



Write down the numbers from 9 to 50



Write the in-between number

੨੮		੪੦
----	--	----

੪੭		੪੯
----	--	----

੪੪		੪੬
----	--	----

੨੮		੩੦
----	--	----

Write the number before and after the given number

	੨੯	
--	----	--

	੪੯	
--	----	--

	੩੬	
--	----	--

	੪੪	
--	----	--



Solve these

$$9 - 2 = \boxed{7}$$

$$7 - 5 = \boxed{2}$$

$$7 + 2 = \boxed{}$$

$$9 + 2 = \boxed{}$$

$$5 - 9 = \boxed{}$$

$$5 - 0 = \boxed{}$$

$$0 + 7 = \boxed{}$$

$$2 - 0 = \boxed{}$$

$$7 - 7 = \boxed{}$$

$$8 + 7 = \boxed{}$$

$$5 - 3 = \boxed{}$$

$$0 + 3 = \boxed{}$$

$$3 - 3 = \boxed{}$$

$$3 + 8 = \boxed{}$$

$$8 + 9 = \boxed{}$$

$$9 - 3 = \boxed{}$$

$$9 - 9 = \boxed{}$$

$$8 - 8 = \boxed{}$$

$$5 + 2 = \boxed{}$$

$$5 - 5 = \boxed{}$$



Solve the following

$$\begin{array}{r} 6 \\ - 2 \\ \hline \end{array}$$

$$\begin{array}{r} 8 \\ - 9 \\ \hline \end{array}$$

$$\begin{array}{r} 6 \\ - 8 \\ \hline \end{array}$$

$$\begin{array}{r} 6 \\ - 5 \\ \hline \end{array}$$

$$\begin{array}{r} 7 \\ - 6 \\ \hline \end{array}$$

$$\begin{array}{r} 6 \\ - 9 \\ \hline \end{array}$$

$$\begin{array}{r} 5 \\ - 0 \\ \hline \end{array}$$

$$6 - 2 = \boxed{4}$$

$$7 - 6 = \boxed{}$$

$$2 - 9 = \boxed{}$$

$$5 - 5 = \boxed{}$$

$$7 - 5 = \boxed{}$$

$$6 - 3 = \boxed{}$$

$$3 - 3 = \boxed{}$$

$$5 - 7 = \boxed{}$$



...Eighty, Ninety, Hundred !!

୨୦



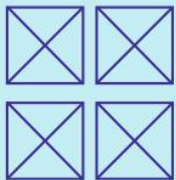
୨୦



୩୦




୪୦



୫୦



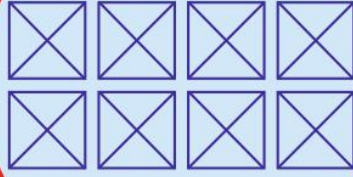
୬୦



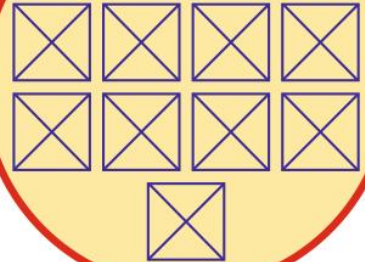
୭୦



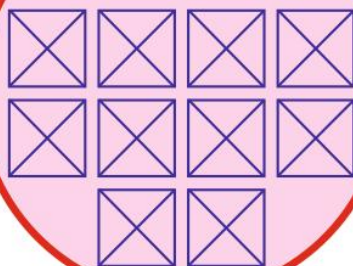
୮୦



୯୦



୨୦୦





Count from ५९ to ७० and fill as shown

	५९
	६०

	६९
	७०


















Write the in-between number

୫୨		୫୪	୬୩		୬୫
୫୮		୬୦	୬୭		୬୯
୬୫		୬୭	୬୭		୬୩
୫୭		୫୯	୫୪		୫୬

Write the numbers before and after the given number

	୭୨			୮୪	
	୭୫			୯୩	
	୮୯			୮୬	
	୮୦			୭୪	
	୮୨			୭୮	
	୯୫			୮୭	
	୮୮			୯୦	
	୯୯			୮୩	

Write the total amount

1.	  	Rs.
2.	 	Rs.
3.	  	Rs.
4.	  	Rs.
5.	 	Rs.
6.	 	Rs.

क्या आप जानते हैं इकबाल आपसे क्या कह रहा है?



इकबाल आपसे कह रहा है मैं कक्षा में प्रथम आया!

सांकेतिक भाषा: सामान्य परिचय

सांकेतिक भाषा का उपयोग श्रवण बाधित व्यक्ति द्वारा संप्रेषण हेतु किया जाता है। सुनने के अभाव में श्रवण बाधित सांकेतिक भाषा का उपयोग करते हैं। आमतौर पर लोगों की धारणा है कि सांकेतिक भाषा में व्याकरण का अभाव होता है परन्तु यह सही नहीं है, सांकेतिक भाषा में भी व्याकरण है। व्याकरण की दृष्टि से अमेरिकन सांकेतिक भाषा सबसे ज्यादा उन्नत है। अमेरिकन सांकेतिक भाषा फिंगर स्पेलिंग पर निर्भर है तथा वहां सिंगल हैंडेड फिंगर स्पेलिंग का प्रयोग किया जाता है। इंडियन सांकेतिक भाषा में डबल हैंडेड फिंगर स्पेलिंग का प्रयोग किया जाता है। आइये अब हम डबल हैंडेड फिंगर स्पेलिंग जाने—

