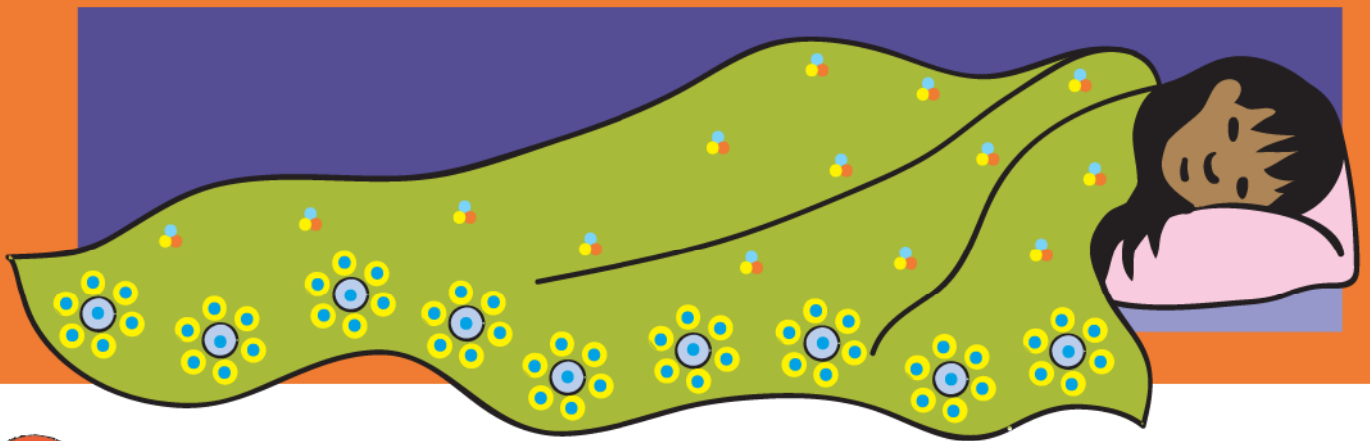


Beautiful Clothes

23

Sajida is a small girl. She has one elder sister, who gave her a very beautiful *dupatta*. It had beautiful embroidery with mirror work on it. After finishing dinner, Sajida tried to wear the *dupatta* in different ways. Soon she got tired playing with the *dupatta* and fell asleep wearing it. She was thinking about the *dupatta* even in her dream – How would such a beautiful *dupatta* have been made ?



Think and Write :

How was Sajida's *dupatta* made ?



* Take a *dupatta* or a long piece of unstitched cloth. Drape it different ways. In how many ways, could you wear it ?

- * Did anyone wear it like a *lungi* or use it as a turban ? In what other ways was the cloth worn ?

Look for any cloth in your house. What difference do you find in its texture, its colour and design ? Note it down.

Name of cloth	Texture	Colour	Design




- * Look at thick cloth or sack carefully. Can you see threads running along its length and breadth ?
- * You will find a similar pattern if you see any piece of cloth closely.
- * You can also weave paper in a similar way.



Weaving Paper

1. Take two papers of different colours.
2. Mark vertical lines (|) on one paper and horizontal lines (—) on the other.
3. Cut both the papers along the marked lines. Take care, the strips should not get completely separated.
4. Place one paper above the other along the edges as shown in the picture (in colour). Stick the edges.
5. Now weave the strips to make a mat.
6. Paste tapes or a paper border at the edges, so that the mat does not open up.




* Printing on cloth

In the lesson, 'The Plant Fairy' you saw designs of flowers and leaves made on cloth.


You too can make some designs using cut-vegetables.

Cut a cauliflower or lady's finger. Apply colour on the cut face and make prints on a piece of paper or cloth to make your own designs.



* Fill the Colour :

Make design with various fruits.



Getting the children to 'weave paper' and 'print on cloth' will help them to relate to our traditional arts. The children will get a chance to show their creativity.