

# ENGLISH



## STANDARD THREE

### TERM - I



## Preface

The English Language textbook has been designed to enable a fun filled and engaging experience in learning the language. The approach allows for a plenty of practices in the four language skills. It focuses on structure practice and vocabulary enrichment through a variety of language learning activities. These activities evoke interest and engage practice in the language and thus lead to retention.

As per NCF 2005, language is learnt effectively when it is taught with exposure in meaningful context rather than as a subject. In accordance with this, the textbook has been drafted with themes related or familiar to children. The units provide space for effective individual and pair work and thus allow the teacher to focus on time management in multi-level classrooms.


The textbook has been prepared with plenty of colourful illustrations to enhance its visual appeal for children. We hope that children will enjoy handling this textbook.

As per NCF 2005, language is learnt effectively when it is taught with exposure in meaningful context rather than as a subject. In accordance with this, the textbook has been drafted with themes related or familiar to children. The units provide space for effective individual and pair work and thus allow the teacher to focus on time management in multi-level classrooms.

The textbook has been prepared with plenty of colourful illustrations to enhance its visual appeal for children. We hope that children will enjoy handling this textbook.

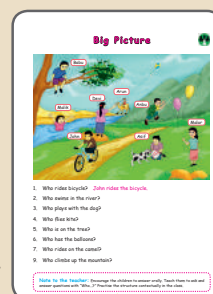
The textbook has been prepared with plenty of colourful illustrations to enhance its visual appeal for children. We hope that children will enjoy handling this textbook.

## How to use the textbook?

- The Term - I English book for standard 3 has three units.
  - Each unit is planned for a month.
  - **Nila** introduces each unit.
  - Each unit is designed with the things in and around the home like Utensils, the insects and the landforms.
  - Attractive illustrations enhance children's interest on the subject.
  - **Look and say** can be used to develop vocabulary and speaking skill.
  - **Let us sing** can be used to develop listening skill and to recite the poem with a rhythm.
  - **Let us learn** can be used to teach stories related to the theme.
  - **Let us understand** is designed with exercises, grading from simple to challenging task for comprehension of the content.
  - **Let us know** provides scope for teaching grammar in a context. It helps learn grammar concepts inductively.
  - **Let us read** is a self-reading text which develops the reading ability of the children.
- 




- **Let us use** develops the ability of using structure.
- **Circle time activity** provides opportunity for the teacher to practise the structure through the games and activities.
- **Word wall** can be used to know the sight words and the phonic words.
- **Let us make** develops listening skill of the children by following instructions and acting accordingly. This fun oriented activity provides opportunity to enhance their creativity.
- **Big Picture** is designed to ask and answer questions with "wh" words.
- **I can do** can be used for assessment of the content.
- **Note to the teacher** helps the teacher by highlighting some important suggestions.
- **QR code** motivates the teachers, the students as well as the parents to enrich the teaching learning process.



## Unit 1 – Our Kitchen

- Children are always eager to play with toy utensils for making fun filled community lunch. This unit enables them to know the names of the utensils.
- Look and say** page helps children to visualize the things in the kitchen and enriches their vocabulary.
- Let us practise** insists on the action words related to the kitchen.
- Let us use** focuses on the structure "May I/Can I?" to help children ask permission properly.




## Unit 2 – Small Creatures

- Children are always eager to know about the small creatures around them.
- Look and say** page helps children to name some common insects around them.
- Let us practise** teaches action words related to insects.
- Let us use** focuses on the structure "Here it is."

## Unit 3 – The World Around Us

- Children are always interested in exploring many places. This unit explains various land forms.
- Look and say** page helps children to name some landforms.
- Let us practise** teaches children to describe landforms.
- Let us use** focuses on the structure "Would you please...?" to help children request politely.



## Learning outcomes

- It is a **moment of pride** for children as they colour the balloons.
- This **self-assessment** tool helps boost their self-confidence.
- It is also a **diagnostic page** for the teacher to ensure that each student has attained the expected learning outcome in each unit.

## Let's use the QR code in the text books!

- Download DIKSHA app from the Google Play Store.
- Tap the QR code icon to scan QR codes in the textbook.
- Point the device and focus on the QR code.
- On successful scan, content linked to the QR code gets listed.





# Contents

Unit	Title	Page No.	Month
1	Our Kitchen	67	June
2	Small Creatures	87	July
3	The World Around Us	107	August



E-Book



Assessment



Digilinks

