

LESSON 6



THE FOOLISH TORTOISE

Sage 1. Pre-reading

Activity 1. Talking about the topic

The teacher asks some of the children individually :

- (i) Do you have friends ?
- (ii) How many friends do you have in the class ?
- (iii) Why do we have friends ? Are they necessary in life ?

Activity 2. Listening to the story

The teacher tells the children : "You are going to read a story about three friends. But first listen to the story."

The teacher then reads out the first part of the story while the children listen with their books closed.

THE FOOLISH TORTOISE

Part 1

Two swans lived on the shore of a large lake. One was named Slim and the other was named Trim. In the same lake there lived an old tortoise. He was called Rocky because the shell that covered his back was as hard as a rock. Rocky, Slim and Trim were good

friends. They would meet every afternoon and chat for a long time. They lived happily together.

One year, there was no rain. There was also no rain for the next ten years. The water of the lake dried up.



Slim and Trim were very unhappy. There was no water for them to swim in. “We can’t live here any longer,” Slim said to Trim. “ We must find a new home.”

So Slim and Trim flew away to look for a new home. They found another lake. It was full of water. But it was very far away from their old home.

They came back to their home.

“We have found a new home,” Trim told Rocky. “ We will leave this place today. Good bye, my friend !”

Activity 3. **Knowing the key words**

swan

tortoise

(Look at the pictures of these animals in the story. What are these animals called in your language ?

(Note : “tortoise” is pronounced as “tor – tos”.)

shell

the hard covering on the bodies of some animals (e.g. crabs, snails etc.)

chat

to talk happily with friends about different things

Stage 2.

Reading

After the teacher has read out part I, (s) he asks the children to read part - I silently and asks the children some questions.

Activity 4.

Comprehension

The teacher asks :

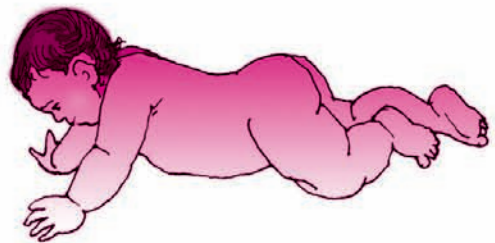
1. Who were the three friends ?
2. Where did they live ?
3. How did Rocky get his name ?
4. Why did Slim and Trim decide to leave their home ?
4. What did Trim say to Rocky ?
5. Can you guess what Rocky will tell Trim ?

Part 2

Activity 5.

Knowing the key words

crawl to move slowly, with the body close to the ground, like a baby moving on its hands and knees .



beak the hard, bony mouth of a bird

to flap one's wings to move one's wings up and down quickly

“ I will come with you,” Rocky said to Slim and Trim. “ I cannot live here alone.”

"But how can you come with us ?" Slim asked Rocky. " You cannot fly. Do you want to crawl all the way to the new lake ? It is too far away."

"You will have to carry me," Rocky said.


"We can't carry you", Trim said. "You are too big and heavy."

"You must think of a way," Rocky said. "I can't live here alone after you've gone. I will die."

So Slim and Trim thought of a way to take Rocky with them.

Slim found a small piece of bamboo. He would hold one end of the bamboo in his beak and Trim would hold the other end. Rocky would hold the bamboo in his mouth, in the middle, between Slim and Trim.

Slim and Trim would flap their wings together and fly up into the sky, carrying Rocky with them.



Activity 6.

Comprehension

1. Why did Rocky want to go with Slim and Trim to their new home ?
2. What did Rocky want them to do for him ?
3. What plan did the swans make for taking Rocky with them ?

Part 3

Activity 6.

Knowing the key words

<i>ugly</i>	not good-looking
<i>strange</i>	something that is surprising [e.g. "I saw a strange thing today. A dog was carrying a monkey on its back."]
<i>safe</i>	without physical danger




"Remember not to open your mouth when we are flying," Slim told Rocky. "If you open your mouth, you will fall to the ground and get killed."

"Very well," Rocky said. "I will keep my mouth shut."

Next morning, Slim and Trim flew away, carrying Rocky with them. The new lake was very far away. They had to fly over many cities and villages.

They flew over a village where some boys were playing together in a field. The boys looked up and saw the two swans flying through the sky, carrying the tortoise. The tortoise was hanging from the piece of bamboo.



“See those swans flying through the sky !” one boy cried. “How beautiful they look !”



“What is that strange animal which they are carrying ?” another boy said. “How ugly it is ! It must be a frog !”

Rocky was very angry when the boy called him a frog.

“ I’m not a frog ! “ Rocky tried to tell the boys. “ I’m a tortoise.”



But he was not able to say what he wanted to say. As soon as Rocky opened his mouth to speak, the bamboo slipped out of his mouth. He had nothing to hold on to. He fell to the ground and was killed.

A wise man does not open his mouth to speak unless it is necessary and safe.



Stage 3.**After reading****Activity 9.****Comprehension**

1. What advice did the swans give to Rocky ?
2. Why did they give him this advice ?
3. What did the boys say when they saw Rocky ?
4. What happened then ?
5. What does this story teach us ?

Activity 10.**Usage****a. "too"**

The teacher explains :

Read the following sentence from the story :

Trim said to Rocky " We cannot carry you. You are too heavy."


"Too" here means 'very'. Sometimes we use too when we want to say that someone is not able to do something. because of some reason. For example :

- 1 Rajan said "I cannot answer this question because it is too difficult."
- 2 Yusuf said "I cannot wear this shirt because it is too tight."

Fill in the blanks using the words from the box :

small; tall; fast, old; deep

1. The boy cannot climb the tree because it is too _____.



2. You should not swim in the sea because it is too _____.



3. Raman cannot sit in this chair because it is too _____.



4. The policeman could not catch the thief because he was too ____.



5. The princess refused to marry the prince because he was too ____.

Activity 11. Prepositions

The teacher explains :

Read the following sentences :

1. A fish lives **in** water.



2. The book is lying **on** the table.

3. The man is swimming **across** the river.



4. The girl is walking **along** the road.

5. The boy is jumping **over** the fence.



Look at the words in thick black letters. The pictures will help you to understand their meanings.

Now make a sentence using each of these words.

You can look at the pictures on the next page. They may help you in writing your sentences.

Look at the pictures below and write a sentence on each picture.
Use the words "in", "on", "across", "along" and "over" in your sentences.

1.



2.



3.



4.



5.



Activity 12. Exclamations

The teacher explains :

Look at these two sentences from the story :

How beautiful the swans look !

How ugly the tortoise is !

Both these sentence begin with the word “how”, and at the end of each sentence, you find a mark which looks like this : !

This is called an **exclamation mark**. Sentences of this kind are called **exclamations**.

An exclamation is a sentence which expresses a strong feeling of surprise, wonder, joy, admiration etc. Most exclamations begin with the words “how” or “what”.

Here are some more examples of exclamations, together with the feeling that is expressed in each sentence :

How tall you have become ! (surprise)

How big the ocean is ! (wonder)

What a clever boy you are ! (admiration)

How happy I am to see you ! (joy)

Rewrite the following sentences in the form of exclamations. Start each sentence with ‘how’ or ‘what’. (The first sentence has been rewritten for you.)

1. Irfan runs very fast. (How fast Irfan runs !)
2. That book is very funny. (How)
3. Priyanka is a pretty child. (What a)
4. It is a great pleasure to meet you here. (What a)
5. Lata sings very sweetly. (How)

Activity 13.

Vocabulary

The teacher explains :

Look at the sentences below :

1. A baby **crawls** on its hands and knees.



2. A lizard **creeps** across the wall.



3. A young man **runs** fast.



4. An old man **walks** slowly.



5. A horse **gallops** at great speed.

The words in thick black letters describe different kinds of movement.
Can you say what each word means ?

Now use these words in sentences.

1. I saw a snake _____
through the grass.



2. The boy is _____ through
the fence.

3. The man is _____ to catch the bus.



4. The horses are _____ down the mountain.



Activity 14. Role play

The teacher asks a few pairs of children to read out the following dialogue to the class.

- Slim Trim, what happened to our friend Rocky ?
Trim He fell to the ground. He's been killed.
Slim But how did he fall ?
Trim He must have opened his mouth.
Slim But I told him not to do that ! He should have listened to me.
Trim He must have tried to say something to those boys.
Slim That was very foolish of him, wasn't it ?
Trim Yes, but some people love to talk.
Slim You know what people say: "Speech is silver, but silence is golden."
Trim How true !

Activity 15. Speaking

The teacher asks the children if any of them would like to tell the story which they have read in their own words. If the children volunteer to do this, the teacher should ask them to come to the front of the class and tell the story, prompting them when necessary.

