

Lesson 5

Role play:

A Pleasant Surprise



2 No, it's not. It's a newspaper.




1 Is this a picture book, mother?



4 Yes, it has.

3 It has a lot of news in it.



5 It has a lot of pictures in it.

Can we have a look at it to find some more interesting things?

7 Sure. Take it and go through it. It's a good habit to read a newspaper.

Ranjit and Mili are busy reading a newspaper.



The teacher will help learners explore contents of a newspaper in the classroom.

Listen to what Ranjit and Mili are talking about:

Ranjit: Oh my God! I see my poem here! Ma'am must have sent it to the newspaper. I never thought I could find my name in a newspaper someday. Look! The title of my poem is **Busy Bee**.

Mili: Wow! A poem? Let me recite it.

Busy Bee

I ran to the garden
To catch a busy bee,
'It'll sting', said mother
Let it fly free.

It moves very gently
It makes a lovely sound,
How can such a lovely thing
Sting me when I'm around?



That's really a good poem. I'll also try to write one today. Some of my drawings and paintings were published in our school magazine. Did you know that?

Ranjit: You are lucky! You didn't tell me that before. Can I see them now?

Mili: Sure. (Mili runs to her room. She comes back with a few of her drawings and shows them to Ranjit.)



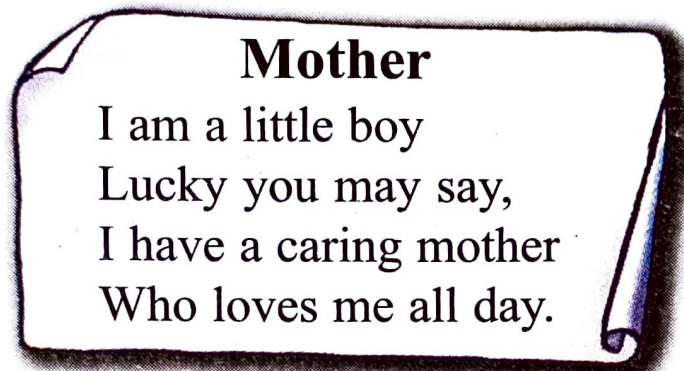
ACTIVITIES

1. Let's find out how much we have understood:

- (a) Why are Ranjit and Mili busy?
- (b) Who wrote a poem for the newspaper?
- (c) What is the name of the poem?
- (d) Who recited the poem?
- (e) Who draws pictures?
- (f) Where were the pictures published?

2. Neha wrote a poem for her school magazine.

Let's recite:



3. Let's complete the poem with the help of the given words:

Mina is my

She likes to

Mother is happy

When she picks up a



Search for the rhyming words in this poem and write them on the leaf:



4. This is a joke written by Nina for the newspaper. Read and enjoy:

Teacher : Manoj, can you tell me the difference between an apple and an orange?

Manoj : The colour of an orange is orange and the colour of an apple is not apple.

5. Let's read:

Montu is going to his grandmother's place. He leaves a note for his mother.

Mother,

*I am going to grandma's house. I will come back at 8 p.m.
Please don't worry.*

– Montu

Read aloud Montu's note and copy it in the box below:

Mother,

.....
.....


– Montu

6. Read the story of a farmer:

Once there was a farmer. There were many animals on his farm. He took great care of his animals. But one day he found all his animals missing.

What do you think had happened? Complete the story and tell the story to your friend.

Now, draw the farm and the farmer:



The teacher will help each learner to tell the story in his/her home language first and then in English.

7. Role play:



Hello! My name is Full Stop. I look like a dot. I come at the end of a sentence.



Hi Full Stop! My name is Question Mark. I come at the end of a question.



Hello friends, my name is Comma. I come between words in a sentence for a short rest.



Hello! My name is Inverted Commas. I am also called Quotation Mark or Speech Mark. I am used to quote a speech.

8. Put a full stop or a question mark at the end of each sentence:

(a) My name is Mili

(b) What is your name

(c) He is my father

(d) My mother is reading a book

9. Let's read this joke:



One evening, Nasiruddin Mullah was sleeping. His wife was in the kitchen. Suddenly his wife heard a big sound. “What’s that?”, she said. “It’s my shirt”, Mullah said. “Can the shirt make such a big sound?”, the wife asked. “Oh! I was inside it”, Mullah replied.

Now, note the full stop . , comma , , question mark ? and inverted commas “ ” in the sentences.

10. Find some sentences with inverted commas (“ ”) in the joke and write:

(a)

(b)

(c)

(d)

The teacher will help learners to find the sentences with inverted commas.

11. Work in pairs. Talk about things you can do with your friends:



Complete the sentences with the words "Yes, I can" or "No, I can't.":

- (a) Can you spell the word newspaper?
.....
- (b) Can you recite a poem?
.....
- (c) Can you write jokes?
.....
- (d) Can you tell a story?
.....
- (e) Can you play roles?
.....
- (f) Can you say words that have **sh**, **sc**, **sk** at the beginning?
.....

Let's say these words aloud:

school scale scooter score scorpion scream
skirt sky skeleton skip skin sketch



12. Listen:

I lost my umbrella on Monday, 26th January at the playground of Janakpur M.E. School. It was black. Anyone who has found it may contact at the following address:

Jonak Doloi

c/o Mohan Doloi

Janakpur, Golaghat, Assam

13. Let's see how much we have understood:

- (a) Who lost the umbrella?
- (b) When did he lose the umbrella?
- (c) Where did he lose the umbrella?
- (d) What is the colour of the umbrella?



14. Write six sentences from the following table to make questions:

When	lost the umbrella?
Who	was the umbrella lost?
Where	was the colour of the umbrella?
What	did Jonak lose his umbrella?

15. Listen to the instructions and draw:

Join points 1 and 2.

Join points 2 and 3.


Join points 3 and 4.

Join points 1,6,8 and 4.

Join points 4 and 5.

Join points 5 and 7.

Say what it is and colour it.



16. Role play:

Do you read the newspaper every day?



Yes, I do.



Do you watch T.V. every day?



No, I don't.



Does Ranjit listen to the radio news?



Yes, he does.



Does Mili like to watch cricket on T.V.?



No, she doesn't.



17. Project: Collect jokes and poems from newspapers/ magazines and share them with your friends.

18. Write a sentence below each picture:



.....



.....



.....



.....



.....



.....