

2. You Love English, Don't You?

ACTIVITY 1

(A) Sing this rhyme. Underline the name of objects and colours. Write them in the table.

Objects	Colours
(1) sky	(1) blue
(2) water	(2) green
(3) sea	(3) red
(4) grass	(4) yellow
(5) leaves	
(6) tree	
(7) sun	
(8) bed	
(9) flower	
(10) sunflower	

(B) Make similar type of rhyme by replace the objects and colours given in rhyme. Use the clues given in the table.

Objects	Colours
(1) rose, lips of a baby	(1) pink
(2) milk, wings of a swan	(2) white
(3) a cuckoo, sky at night	(3) black

Pink, pink, a rose is pink,

The lips of a baby are pink too;

I like pink, don't you? (2)

White, white, milk is white,

The wings of a swan are white too;

I like white, don't you? (2)


Black, black, the cuckoo is black,

The sky at night is too;

I like black, don't you? (2)

ACTIVITY 2

(B) Look at the pictures. the pictures. Complete the

8.10 - 8.25	8.30 - 9.10	9.30 - 10.00	10.20 - 11.00	11.30 - 12.00	12.30 - 1.00
					

Example:

At 9:45, Divya was washing her car, wasn't she? Yes, she was.

(1) At 1:45, Divya was not going to office, wasn't she? Yes, she was.

(2) At 9:00, Divya 9:00, Divya was reading a newspaper, wasn't she?
Yes, she was.

(3) At 12:50, Divya was not taking food, was she? No, she wasn't.

(4) At 10:30, Divya was listening to radio, wasn't she? Yes, she was.

(5) At 8:15, Divya was preparing breakfast, wasn't she? Yes, she was.

ACTIVITY 3

(A) Study the table and complete it.

Area of Interest	Vijay and Vibha	Pankaj	You
(1) Singing	Yes	No	Yes
(2) Dancing	No	Yes	Yes
(3) Swimming	Yes	No	No
(4) Drawing pictures	No	No	Yes
(5) Playing chess	Yes	Yes	No

(B) Read the example and complete the sentences.

Example:

Vijay and Vibha like singing don't, they?

Yes, they do.

Pankaj does not like singing, does No, he doesn't, he?

No, he doesn't

You like singing, don't you? Yes, I do.

(1)

Vijay and Vibha do not like dancing, No, they don't, do they? No, They doesn't.

Pankaj likes dancing, doesn't he?

Yes, he does.

You like dancing, don't you?

Yes, I do.

(2)

Vijay and Vibha like swimming, don't they?

Yes, they do.

Pankaj does not like swimming, does he?

No, he doesn't.

You do not like swimming, do you?

No, I don't.

(3)

Vijay and Vibha do not like drawing pictures, do they? No, they don't.

Pankaj does not like drawing pictures does, he? No, he doesn't

You like drawing pictures, don't you? Yes, I do.

(4)

Vijay and Vibha like playing chess, don't they? Yes, they do

Pankaj likes playing chess, doesn't he? Yes, he does

You do not like playing chess, do you? No, I don't you?

ACTIVITY 4

Montu's mother asks him some questions. Montu replies to them. Study them carefully and fill in the blanks

Mother: In the morning, you went to school, didn't you?

Montu: Yes, I did.

Mother: You were with your friends, weren't you?

Montu: Yes. I was.

Mother: There was a school bag in your hand, wasn't there?

Montu: Yes, there was.

Mother: Then you came back home at noon, didn't you?

Montu: Yes, I did.

Mother: But there was no school bag in your hand, was there?

Montu: No, there wasn't.

(B) Now arrange these sentences in a proper sequence and complete the rest of the dialogue.

Mother: It means you forgot it in the school, didn't you?

Montu: Yes, I did.

Mother: Oh, Montu! You are very careless, aren't you?

Montu: Yes, I am.

Mother: You forgot the bag on the playground, didn't you?

Montu: Yes, I did.

Mother: The peon will find it and keep it, won't he?

Montu: Yes, he will.

Mother: Your lunch-box was also in the school bag, wasn't it?

Montu: Yes, it was.

Mother: You cannot do your homework now, can you?

Montu: No, I can't.

Mother: Your teacher will punish you, won't she?

Montu: Yes, she will.

Mother: You will go to school without a bag, won't you?

Montu: Yes, I will.

Activity 6

Use the above expressions and complete the dialogue.

Khush: What would you like to have for lunch?

Heer: As you wish.

Khush: I think we should go for Punjabi food.

Heer: I don't think so because I have grown tired of taking Punjabi food.

Why don't we try Chinese food?

Khush: I am sorry, but I don't agree. I don't like the smell of Chinese food.

How about South Indian food?

Heer: I don't agree at all. In my opinion it's heavy food.

Khush: What do you think about daal baati?

Heer: I think that's a good idea, but we don't have any hotel serving daal-baati in our town. How about a Gujarati dish?

Khush: Oh, yes! What an idea!

Activity 7

Your class is going to visit a riverside / seashore next Sunday. Work in groups. Take help of the questions given below and prepare a conversation. Use expressions given in Activity 6 .to express your views. Present your views in the class.

(1) How will you go?

(2) What will you carry with you?

(3) What will you see?

(4) What games will you play?

(5) What else will you do?

(6) When will you return?

Yash : My class is going to the riverside next Sunday

Mita : Wow! How will you go?

Yash: We will go by the school bus.

Mita : What will you carry with you?

Yash : I will carry some snacks and lunch.

I will also take my camera.

Mita : I think that's a good idea.

Yash : I think I should also take my drawing book to draw some scenery.

What do you think?

Mita : I agree with you.

Yash : Thank you.

Mita : What will you see?

Yash : Well, there is nothing much to But I think it would be nice to see the sunset. see.

Mita : That's right. What games will you play?

Yash : It would be fun to play volley-ball and cricket.

Mita : I agree with you. What else will you do?

Yash : How about swimming in the river?

Mita : What an idea !

Yash : But our teachers may not allow us.

Mita : You're right. When return?

Yash : In the evening.

Mita : Have fun.

Yash : Thank you.

Activity 8

(B) Replace the underlined word / group of words from the lesson. The first one or two letters are given in the brackets to make your search easy.

Example:

Kalidas was cutting the same bough (branch) on which he was sitting.

- (1) The boy's Joy did not stay for a long time (**last long**)
- (2) Divya's face was shining brightly (**sparkling**) like a star.
- (3) The king was rich but not satisfied (**contented**)
- (4) The children pulled out (**plucked**) the flowers from the garden.
- (5) The camel is an unattractive (**ugly**) animal.

(C) Choose the correct option and fill in the blanks:

- (1) Vandevi granted the wish and **disappeared** (disappeared/ appeared).
- (2) The Babool tree **disliked** (disliked / liked) its leaves.
- (3) The people came and started **plucking** (planting /plucking) all the golden leaves.
- (4) A man said, "I'll **sell** (buy / sell) the leaves and **buy** (sell/buy) things for my family."
- (5) The Babool tree looked **ugly** (attractive / ugly) without the leaves.
- (6) "I don't want golden leaves, glass leaves or **soft** (soft/hard) leaves," said the Babool tree.

(7) "Now I must have smooth green leaves. Only then I'll be **contented** (discontented /contented)," said the Babool tree.

(D) Write who said and who listened

	Who said	Who listened
(1) "Where are your golden leaves?"	Vandevi	Babool tree
(2) "You look very upset."	Vandevi	Babool tree
(3) "I'll sell the leaves and buy things for my family."	A man	Babool tree
(4) "I think you have excellent leaves."	Vandevi	Babool tree
(5) "But I should be good-looking, too."	Babool tree	Vandevi
(6) "Sorry, but I feel that it may be risky."	Vandevi	Babool tree
(7) "We are very hungry. We will eat them all."	Goats	Babool tree
(8) "Alright, as you wish."	Vandevi	Babool tree
(9) "Your leaves are very tender and tasty."	Goats	Babool tree
(10) "Now I have learnt a lesson."	Babool tree	Vandevi

(E) Work in pairs. Read the lesson. Arrange the sentences in a proper order, Write numbers in the given brackets.

(9) The Vandevi gave back small green leaves and thorns to the Babool tree.

(7) Next morning, the Babool tree had broad and smooth green leaves and no thorns.

(5) The leaves of the Babool tree changed into sparkling glass leaves.

(1) One day the Babool tree looked at the leaves of other trees.

(4) The people ran away happily with all the golden leaves.

(6) All the sparkling glass leaves of the Babool tree broke into small pieces.

(8) The goats ate up all the leaves of the Babool tree.

(10) The Babool tree stood happily in its evergreen dress.

(2) Vandevi appeared before the Babool tree.

(3) The leaves of the Babool tree changed into shining golden leaves.

(F) Answer the questions.

(1) What did the Babool tree have?

- The Babool tree had branches and long, white at the base of each leaf tail. Thorns straight

(2) How was the Babool tree different from the other trees?

- The Babool tree had small and unattractive leaves and thorns.

(3) The Babool tree wished for three kinds of leaves. List them.

- Shining golden leaves, sparkling glass leaves, broad and leaves, smooth green leaves.

(4) The Babool's happiness did not last long with golden leaves because...

- The Babool's happiness did not last long with golden leaves because some people plucked all the golden leaves and ran away.

(5) How did the Babool's leaves turn into glass leaves?

- The Babool's leaves turned into glass leaves when Vandevi touched its trunk with her magic stick.

(6) When did the Babool tree really become happy and contented?

- The Babool tree really became happy and contented when it got back its leaves and long white thorns.

(7) What was Babool's last request to Vandevi ?

- Babool's last request to Vandevi was to give back its leaves and long white thorns.

(8) What will you ask for if Vandevi comes to you?

- If Vandevi comes to me, I will ask her to make my city full of beautiful trees.

Activity 9

(B) Work in pairs. Now frame dialogues between father and son, mother and daughter, and manager and assistant. Use the expressions from Activity - 9 (A).

(1) **Father:** How was your day in school, son?

Son: It was good. Dad.

Father: Did you have the football match?

Son: Yes, Dad. We won the match.

Father: Congratulations, son.

Son: And I scored two goals for my team.

Father: Well done, son. I am proud of you.

(2) **Mother:** Why are you late, dear?

Daughter: I missed the school bus.

Mother: Why?

Daughter: I was looking after my friend who was not well.

Mother: That's good. How is she?

Daughter: She is fine. I waited till her parents came to school.

Mother: Very good, dear. I am happy you did that.

(3) **Manager:** How are the sales?

Assistant: Very good, sir. We have achieved our target.

Manager: Well done, boy.

Assistant: Here are the details, sir.

Manager: Good job. I am proud of you. I have good news for you.

Assistant: What, sir?

Manager: You are getting a promotion.

Assistant: Wow! Thank you, sir.

Manager: Congratulations, boy. Keep working hard

Assistant: Yes, sir. Thank you.

Activity 10

Work in pairs. Read sentences. They narrate following sentences. The correct expressions are given in the box. Select the correct expression and fill in the blanks.

Good	Very good	Well done
Superb	Bravo	Wonderful
Nice	Good job	Well said
Excellent	Perfect	Congrats!
Good idea	What an idea!	

(1) You drew a nice picture. You showed it to the teacher.

Your teacher will say. "Nice."

(2) You helped a stranger by showing him a way to the bus station.

Knowing this, your father will say, "Very good."

(3) You stood first in the class.

➤ Your class teacher will say, "Congrats!"

(4) You helped the police to catch the thief.

➤ The police officer will say, "Bravo."

(5) You returned someone's lost money to your teacher.

➤ Your teacher will say, "Good."

(6) Your team won the state level football championship.

➤ Your principal will say, "Excellent."

(7) You are on a tour with friends and you see an amazing natural scene.

➤ Then you will say, "Wonderful."

(8) You paid your poor friend's fees.

➤ Knowing this, your mother will say, "Good job."

(9) You solved one of the most difficult puzzles.

➤ Your Maths teacher will say, "Perfect."

(10) After first term's poor performance, you improved your performance in the second term.

➤ Your parents will say, "Well done."

Activity 11

Here are four different situations. Work in pairs. Write any one dialogue in your notebook. Read it in front of the class.

(1) A dialogue between Vandevi and the Babool tree in the beginning.

(2) A dialogue between the people and the Babool tree.

(3) A dialogue between the goats and the Babool tree.

(4) A dialogue between Vandevi and the Babool tree in the end.

(1) Vandevi: Dear Babool, why are you so upset.

Babool: I don't like my tiny leaves and long white thorns.

Vandevi: I think you have excellent leaves and thorns to protect yourself.

Babool: But I want to be good-looking. Please remove my thorns and bless me with golden leaves.

Vandevi: As you wish.

(2) People: Look at this wonderful tree. It has golden leaves. Let us pluck them.

Babool: Please don't take away my golden leaves. I love them.

People: I will sell the golden leaves and buy things for my family.

Babool: Please, stop.

People: Let us take all the leaves and run away.

(3) Goats: We are very hungry. Look at the soft green leaves of this tree.

Babool: Oh, no!

Goats: The leaves are very tender and tasty

Babool: Ouch...! Ouch...! Stop. Please don't eat my leaves.

Goats: But we are hungry. We will eat up all the leaves.

(4) Babool: O Vandevi! Please help me.

Vandevi: What happened, Babool? You look unhappy.

Babool: I am very unhappy.

Vandevi: I granted all your wishes. Then why are you still not happy?

Babool: I know I made a mistake.

Vandevi: Now I give you a last chance. What do you wish?

Babool: I want to be a real Babool tree.

Vandevi: What do you mean?

Babool: I want my tiny leaves and thorns back.

Vandevi: Are you sure?

Babool: Yes, I am. I will be happy contented with them.

Vandevi: As you wish.

ACTIVITY 12

Work in groups. Prepare dialogues on the given situations by using the points.

(1) Situation 1-Going for a movie Points: name of the movie, time, cinema, ticket selection

Nilay: What are you doing this Sunday?

Mohit: I am going for a movie.

Nilay: Which one?

Mohit: Kick.

Nilay: Which theatre will you go to?

Mohit: Natraj.

Nilay: What time?

Mohit: Third show.

Nilay: Have you booked the tickets?

Mohit: No, not yet. I will do it now Will you come?

Nilay: Yes, sure.

Mohit : Very good. Then I will book you ticket also.

(2) Situation 2 - Purchasing a new mobile Points: company of the mobile, type g mobile, budget. Functions, colour

Rima: I want to buy a new mobile.

Nitin: Nice. Have you selected a model?

Rima: No, I haven't. I don't know which one to buy.

Nitin: No problem. I will help you.

Rima: Good idea!

Nitin: You can go for Nokia or Samsung

Rima: Ok. I think I should buy a Samsung, shouldn't I?

Nitin: Yes. You must buy a smart phone.

Rima : I agree with you.

Nitin: What is your budget?

Rima: Around ₹25,000.

Nitin: Very good. You can buy a good mobile in that budget.

Rima: What functions are available in such phones?

Nitin: Oh, there are some common functions in all smart phones,

Rima: Nice.

Nitin: Which colour do you like?




Rima: I like black colour.

Nitin: Excellent. Let's go to a shop and see the mobiles.

Rima: Perfect!

ACTIVITY 13

Make a list of various plants/trees. Collect information about them photographs. Put your information in the given table.

Picture of the plant / tree			
Name of the plant tree	Mango tree	Tulsi Plant	Amla Tree
Colour of the plant/flower	Green	Green	Green
Name of the fruit	Mango	----	Amla
Size of the leaves	Medium	Small	Medium
Medicinal use	Protection from heat stroke	Protection from Infection. skin diseases	Good for health and energy, and tonic for eyes
Other usages	To make pickles	Use in tea	To make pickles