

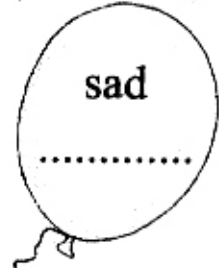

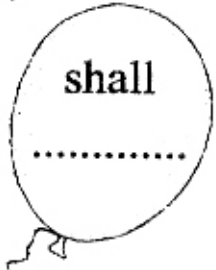
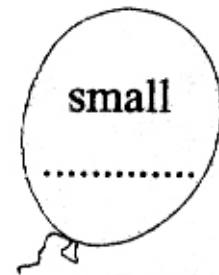
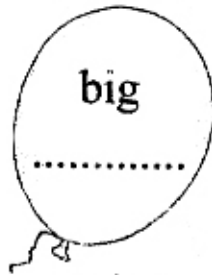
Class : III

ENGLISH

Lesson : The Balloon Man

**Competency : Vocabulary**

- I. Write the words which are similar to the words given in these balloons. One is done for you :



- II. Write three rhyming words for these words :

day	.....	.....	.....
bunch	.....	.....	.....
stay	.....	.....	.....
high	.....	.....	.....
sky	.....	.....	.....
all	.....	.....	.....

- III. Name the colour of :

your hair	your uniform	your parrot
1. ....	2. ....	3. ....
milk	carrot	sky
4. ....	5. ....	6. ....

IV. Circle the names of ten colours in this grid. One has been done for you.


B	L	A	C	K	O	R	S	P	U	O
R	D	E	M	M	P	Q	S	I	T	R
O	C	F	B	L	U	E	V	N	W	A
W	A	G	H	I	I	K	L	K	X	N
N	B	V	I	O	L	E	T	Y	X	G
Y	E	L	L	O	W	X	X	X	Y	E
Y	Y	Y	Y	Y	Y	Y	Y	Y	Y	Y
R	E	D	Z	Z	G	R	E	Y	O	O
A	O	O	W	H	I	T	E	O	O	O

V. Match these words to form new words. Write them.



.....  
.....  
.....  
.....  
.....

VI. Draw balloons and write three sentences about it.



.....  
.....  
.....  
.....  
.....

**Class : III                      ENGLISH                      Lesson : The Balloon Man**  
**Competency : Creative writing**

**I.     Look at the picture and identify the object :**



It is a \_\_\_\_\_

**II.   Cut pieces from old newspaper to make balloons and paste here :**

**III.   Write five sentences about balloons :**

---

---

---

---

---

Class : III      SUB : ENGLISH

Lesson 9 : The Balloon Man

Competency : Spelling

I. Put the letters in order to make the name of colours and colours the same :

llyeow \_\_\_\_\_

itewh \_\_\_\_\_

dre \_\_\_\_\_

pnki \_\_\_\_\_

ownbr \_\_\_\_\_

uebl \_\_\_\_\_

eegrn \_\_\_\_\_

angeor \_\_\_\_\_

