



0123CH05




### Let us sing

## A Farm

My dear grandpa had a farm  
E-I-E-I-O  
And on that farm,  
He had a cow  
E-I-E-I-O  
With a moo-moo here  
And a moo-moo there  
Here a moo, there a moo  
Everywhere a moo-moo  
My dear grandpa had a farm  
E-I-E-I-O



My dear grandpa had a farm  
E-I-E-I-O  
And on that farm,  
He had a hen  
E-I-E-I-O  
With a cluck-cluck here  
And a cluck-cluck there  
Here a cluck, there a cluck  
Everywhere a cluck-cluck  
My dear grandpa had a farm  
E-I-E-I-O



Replace the animals with their sounds and continue the rhyme. Use the sounds of animals from your language. For example: cat – miaon-miaon.






Let us do

Colour the farm and name the animals in the farm. Use this help box.

Help box

Cat | Cow | Goat | Pig | Hen | Cock | Sparrow







Let us read

## Animals and Birds

My name is Jaggu.  
I live in Nagpur.  
Come with me.

I will tell you about the animals  
that live near my house.



This is a dog.  
It lives near the gate.





These are cats.  
They jump up and down in  
the verandah of my house.

This is a cow.  
It eats grass.








This is a rat.  
The rat is very small.  
The cat chases the rat.

These are monkeys.  
They swing and jump in  
the trees.



There is a field beside my house.  
There are a few snakes in it.  
You have to walk  
carefully in the field.





Now, I will also tell you about the birds I see near my house. This is a crow. It is black in colour.

This is a pigeon. It is grey in colour.

This is a sparrow. It is a small bird.

This is a parrot. It is green and has a red beak.

This is a peacock. It has many colours.

I love animals and birds.

### New words

verandah | cow | rat | sparrow | crow  
pigeon | snake | fields | peacock | beak

### Note to the teacher

- Talk about animals, birds, and insects that live in your surroundings.
- Through frequent and regular repetition, reinforce the English names of the animals, birds and insects.



**A. Do you know that some animals live in the jungle?**


Look at the pictures and say the names.



Tiger



Lion



Elephant

**B. Say the word 'rat'. Say it again. Notice that the last sound of the word 'rat' is 't'.**


Now say the words given below

cap

jam

pen

bell



What is the last sound that you hear in each word given above?

**Note to the teacher**

- Help children understand the concept of domestic and wild animals.
- Help children notice the final sounds of the words given above.



### C. Talking in pairs

Child 1: What is the colour of a parrot?

Child 2: A parrot is \_\_\_\_\_

Child 1: What is the colour of a crow?


Child 2: A crow is \_\_\_\_\_

Child 1: What is the colour of a rat?

Child 2: A rat is \_\_\_\_\_

Child 1: What is the colour of a peacock?

Child 2: Oh! It has many colours.



#### Note to the teacher

- The objective of the above activities is to encourage conversation and develop the child's confidence in speaking English. Help children frame sentences using the above sentence structure.



## Fun time

Can you see the elephants? Where can you see them?



### Note to the teacher

- Help children locate the elephants at different places.
- Help them use prepositions such as 'in', 'on', 'behind', etc.
- Ask children about other details in the picture for interaction and developing speaking skills.

