

2

Trip to the Store



Let us recall

1. Name the pictures.





2. Choose the correct describing word.



round/flat



blue/green

3. Fill in the blanks.



f _ _ k



SC _ _ _

4. Read the words aloud.

yawn

born

fall

bore

jaw

small

snore



Look and say



ghee



milk



honey



oil



rice



ragi



wheat



sugar



bengal gram



green gram



black gram



cardamom



chickpeas



garlic



onion



ginger

Note to the teacher: Practise vocabulary using the picture.
Ask children to name the things seen in the picture.



dates



cashew
nuts



ground nuts



mint



curry
leaves



coriander
leaves



salt



red Chilly



tamarind



pepper



cumin



turmeric



Let us sing

At the Grocery store

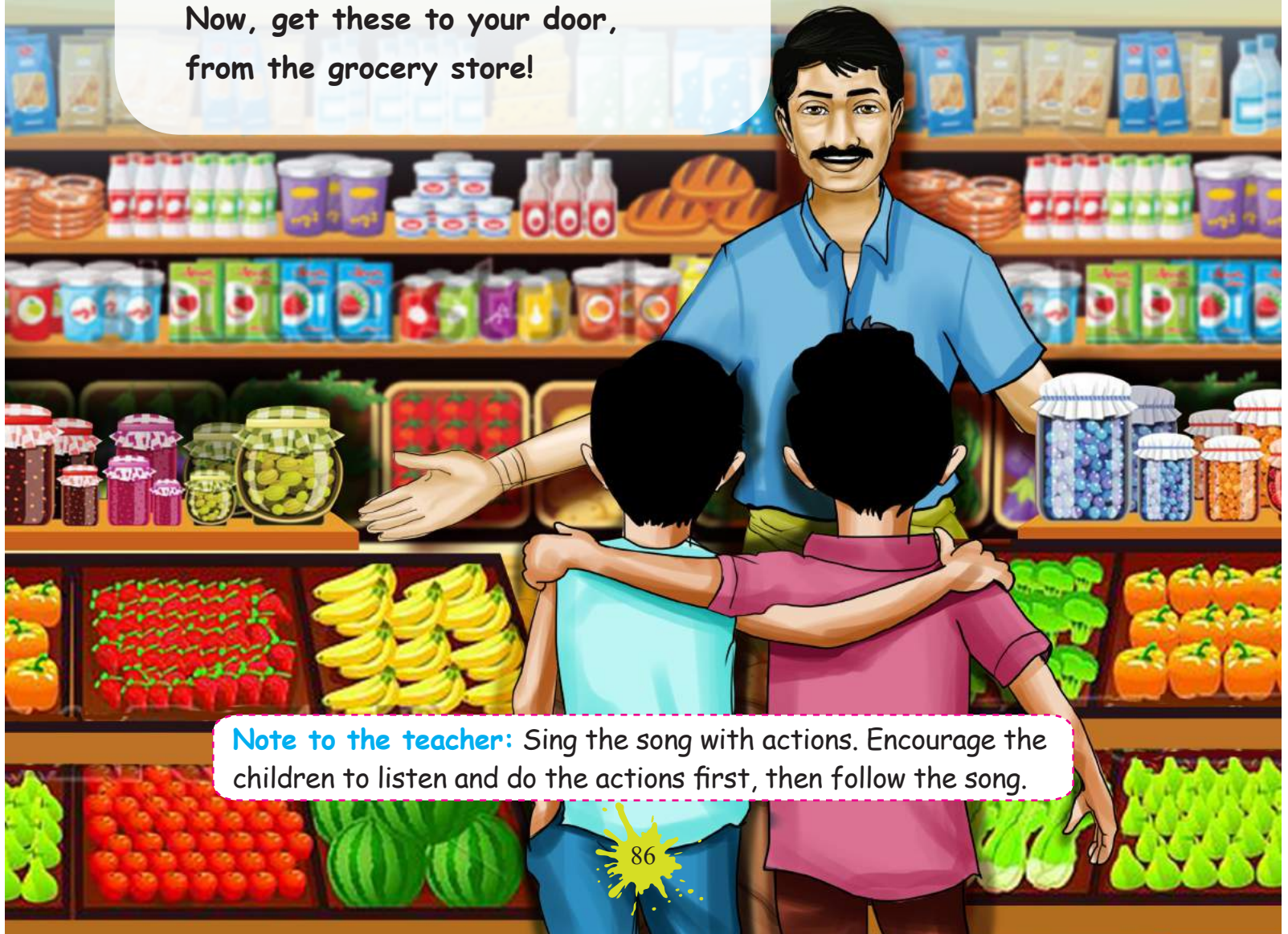


At the grocery store,
find everything you need and more!

Saffron and cinnamon,
are not very common!
Grains and sprout,
eat them without a doubt!

Almonds and dates,
share them with mates!
Milk and oil,
can't pack them with a foil!

Now, get these to your door,
from the grocery store!



Note to the teacher: Sing the song with actions. Encourage the children to listen and do the actions first, then follow the song.



Let us learn

Varun's day out!



It was a warm sunny day, perfect for a picnic.

"Amma, I am bored at home.", said Varun.

His mother said that they could go out for a picnic in the park.

"A picnic? Sounds exciting!", said Varun.

They sat down and made a list of things to do and a list of things to eat. Then, they took an auto to the market to buy groceries.

At the vegetable shop, Varun asked, "Can we buy fresh carrots? We can make a tasty salad."

Amma smiled, "Sure."

Varun was curious at two similar looking vegetables and asked, "What are they called?"

Amma smiled, "The one that is white inside is called ash gourd and the other is called pumpkin."

Then, Varun and Amma crossed the fruit shop. Varun said, "Amma, do we need some fruits for the picnic?"

Varun had already decided which fruit he wanted. He wanted the big, green and juicy watermelon. Not just that, he also wanted the reddish yellow ripe mango from the stalls.

"Amma, there are so many types of rice and cereals here. Should we buy some?"



Amma then bought some maida, rice and black gram.

After coming back home, Varun helped Amma to store the vegetables, fruits and cereals in their place.



She then washed the rice and black gram to clean it. She then mixed and soaked them in water for some time.

"Amma, Can I grind them with you?"

Amma and Varun made the batter together for making delicious dosas for lunch. They also packed coriander chutney and tomato chutney to eat with them. They packed the dosas in a round tiffin box and the chutneys in two small square boxes.

They grated the carrots, squeezed lemon and added salt to make a salad that they can eat as a snack.

"Amma, Can I taste some salad now?", asked Varun.

Amma gave Varun some salad. "Yummm!" said Varun.

Now, they started to cut the watermelon and mango to pack them. Varun could not resist. He took a big bite of the mango and the juice of the mango dripped and fell on his shirt.

Amma saw Varun and burst into laughter. Varun joined his mother.

Now that all the food was ready and packed, both left to the park. Varun played on the swing and slide. After some time, Amma and Varun spread a cloth on the grass and laid out all the food they had packed.



"Thank you Amma. I had a wonderful day!", said Varun and hugged his mother.

Note to the teacher: Read the story to the children. Encourage them to know the names of the groceries and their uses.



Let us understand



1. Match the words to the pictures.



coriander



ash gourd



black gram

2. Make a shopping list from the below pictures.



c

r

l

3. Listen, think and write.

1. Where did they plan to go?
2. What did they buy in the vegetable shop?
3. What did they cut?
4. Why did they go to picnic?
5. How will you get ready for a picnic?



Tick (✓) the odd one

☐☐☐☐

Let us talk



- Show a flash card with the action word "break".
- Ask the children "What do you break?" with action.
- Make the children answer "I break the coconut" with action.
- Repeat the steps with a set of flash cards of action words like peel, taste, spread etc.
- Practise with all the children.



Let us practise



break



spread



sprinkle



saute



peel

Fill in the blanks with the actions.









Let us do



Wordwall

six	small	nine
ten	fly	going
once	some	stop
thank	always	around
sleep	wash	write

- Make 2 sets of flashcards with words from the wordwall.
- Divide children into two groups.
- Give one set of flashcards to each group.
- Say a word and ask the children to get the card and raise their hands.
- The child who raises hand first gets chance to read.
- Give the group one point if the child reads the word correctly.
- The group with the most points at end of the game wins.
- Practise with all the children.



Let us say



Listen to the sound and repeat.

ar
as in



dollar



sugar

or
as in



mirror



doctor

Listen and repeat.

collar
caterpillar
sugar
polar
solar

visitor
sailor
actor
tractor
donor



Let us practise



Read aloud.

This is a green caterpillar.



The sailor sails the ship.



Actor donates in dollars.



Sugarcane is carried by tractor.



Note to the teacher: First teach the sound /ə/ to the children. Then, introduce the two letter clusters for the sounds and help the children to relate the sound to the letter cluster.



Let us do



- Make two flash cards for "ar" and "or".
- Make a child pick a card.
- If a child picks a card with "ar", make the child read all the words with "ar".
- Ask other children to repeat.
- Practise with all the children.



Let us practise



Circle and fill the "ar" "or" sounds.



ar or

act



ar or

coll



ar or

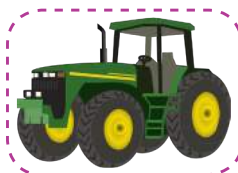
sail



ar or

sol

Fill in the blanks.



tract




sug



tail



doct



Let us use



We use **Let** for asking permission or give someone permission.



In the above sentence, **Let me** is used for asking permission to play.

You can answer using 'Yes, you can' or 'No, you cannot'.

Circle Time Activity

- Divide the class into two groups A and B.
- Make the child from group A ask "Let me take rest".
- The child from group B should say, "Yes, you can or No, you cannot".
- The children should act according to the permission.
- Practise with all the children.
- Reverse the roles of the groups and practise again.



Let us practise



taste the soup?

Yes,



throw the ball?

No,



Let us know



Look at the pictures and follow the conversation.



John cried loudly.



How did John cry?

Loudly.



Shyam will meet his friend tomorrow.



When will Shyam meet his friend?

Tomorrow.



The words help us know more about the action and describes it.

How	happily	really	gently	slowly
when	tomorrow	today	now	yesterday

Tick the correct word that helps us know more about the action.



sadly
angrily
happily



roughly
carefully
peacefully

Circle the words that help us know more about the action.

1. He came yesterday.
2. She speaks gently.

Write two words that help us know more about the action.

beautifully softly fast loudly

dance _____ speak _____

Note to the teacher: Explain children the words that describe how and when the actions take place. Make children know the uses of adverb.



Let us read



THE GREAT COOKING CONTEST

Gayathri was a cute girl. She liked to cook and make crafts.

She helped in the kitchen but she was not allowed near the stove.

One day, her school posted a note with the name " THE GREAT COOKING CONTEST." It said that children must cook without fire. All in Gayathri's class took part in the contest.

She told her mom about the contest and asked her help. Gayathri said, "A fruit salad will not make me win." Mom said, "Why don't you try AVAL LADDU? It is easy and tasty." She learned to make AVAL LADDU.

She was ready for the contest. On the day, all were busy with peeling and cutting. Gayathri did not panic and took her time to start.



She took a cup of AVAL and soaked it in water. Then, she added nuts and honey. She mixed them well and rolled them into eight LADDUS.

Gayathri's name was called. She took the AVAL LADDUS and ran. CRASH! She fell down and her LADDUS got crushed.



She was sad. She took it to the school head. The head tasted the crushed LADDUS and said, "Your AVAL BOONDHI is really tasty!"

The time had come to name the winner. The school head on the mike said, "Gayathri of class 3, is the winner." Gayathri was very happy.



Let us think and do

Circle the correct word.



nuts water



sugar honey

Tick (✓) the correct picture and fill in the blanks.

1. _____ is prepared without fire.



☐



☐

2. Her mom taught, how to prepare _____.



☐



☐

Let us make

Anjaraipetti

Paste **mustard seeds** in box no.1

Paste **black gram** in box.2

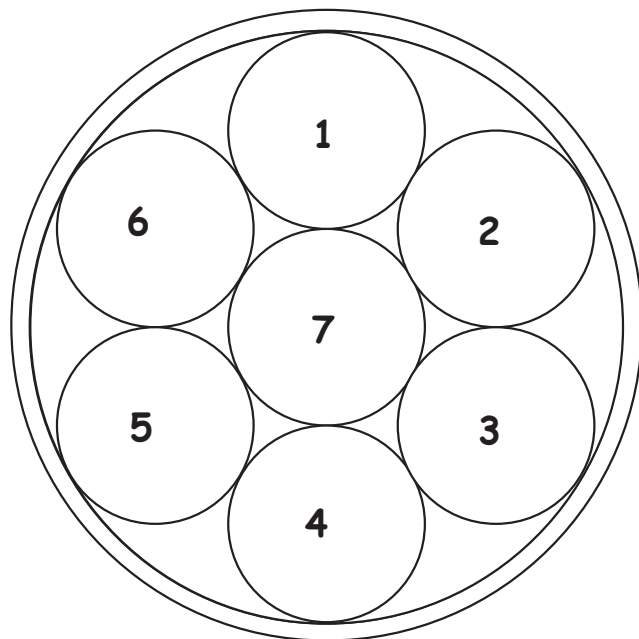
Paste **fenugreek seeds** in box 3

Paste **black pepper** in box 4

Paste **cumin seeds** in box 5

Paste **cardamom** in box 6

Paste **clove** in box 7



Note to the teacher: Read the instructions one by one. Encourage children to paste the grocery item after listening to the instructions.



Big Picture



1. Which book is under the table?

Red book is under the table.

2. Which ball is out of the box?

3. Which pen is longer?

4. Which apple is cut into two?

5. Which toy is bigger?

6. Which cat has the collar?

7. Which pillow is near the telephone?

8. Which bottle is filled with water?

Note to the teacher: Encourage the children to answer orally. Teach them to ask and answer questions with "Which...?" Practise the structure contextually in the class.



I Can Do



ZW 932 A



1. Write the names of the groceries.

ragi, pepper, bengalgram







2. Circle the word with or.

regular sailor sugar tractor polar visitor

3. Circle the word with ar.

dollar mirror sugar polar doctor regular

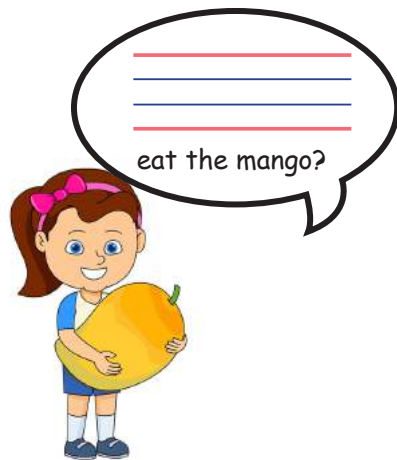
4. Recite the poem 'At the grocery store' with intonation.

5. Listen and circle the words that your teacher says twice.

I am six years old. I fly a small kite. My sister is ten years old.
I write her name in the kite. Always I love her.

Note to the teacher: Read the words six, fly, small, ten, write and always one more time to the children.

6. Fill in the blanks with structure.



7. Tick (✓) the correct picture.

happily



silently



8. Look at the picture and tick (✓) the suitable describing sentences.




- The boy goes to school **happily**.
- The boy goes to school **angrily**.
- The boy goes to school **sadly**.



- They **quietly** celebrate their function.
- They **cheerfully** celebrate their function.
- They **sadly** celebrate their function.

Learning Outcome

Now I can...



Note to the teacher: Ask children to colour the balloon when they achieve the learning outcome.



Acknowledgement

We express our gratitude to the writers and publisher whose contributions have been included in the book. These stories are openly licensed under Creative Commons. The content that has been used is licensed under CCBY4.0. This license allows us to distribute, remix, tweak, and build upon their work.

- The story Rain Coat... is from the story The Red Rain Coat authored by Kiran Kasturia and illustrated by Zainab Tambawalla and Published by Pratham Books.
- The story A Winter Morning ... is adapted from the story Chunu and Munu: It's Freezing! authored by Shantdas Manandhar and Shilpi Pradhan and illustrated by Abin Shrestha and Published by Pratham Books.
- The story Varun's day out... is adapted from the story We went to market! authored by Meera Tendolkar and illustrated by Rijuta Ghate and Santosh Pujari published by Pratham Books

English – Standard Three, Term - II

List of Authors and Reviewers

Academic Advisor

Dr. P. Kumar

Joint Director (Syllabus),
SCERT, Chennai.

Domain Expert

Dr. Mala Palani

Director,
Indus Training and Research Institute,
Bengaluru.

Reviewers

Dr. Ravinarayan Chakrakodi

Professor,
RIE, Bengaluru.

Dr. Balasundari

Associate Professor,
Gandhigram Rural Institute,
Dindigul.

Academic Co-ordinators

Dr. Mozhiyarasi K.S.

Principal, DIET,
Keelapalur, Ariyalur.

Vimala Devi D

Lecturer, DIET, Chennai.

Layout Design and Illustration Team

Graphics and Layout

Santhosh kumar sakthivel

Thiruvarur

Illustrators

Dhanas Deepak Rajan

Nalan Nancy Rajan

Madhan Gangadharan

Frank Duff V. M

Quality Control

Rajesh Thangappan

Arun Kamaraj

Jerald wilson

Co-ordinator

Ramesh Munisamy

Authors

Rajeshpandi M

B.T. Asst., Govt. High School,
Maravarperungudi, Virudhunagar.

Sathiyaraj M

B.T. Asst., Govt. Hr. Sec. School,
Chakkaramallur, Vellore.

Vairamuthu D

B.T. Asst., Govt. Hr. Sec. School,
Thirumanur, Ariyalur.

Aruna K

B.T. Asst., PUMS,
Nattarmangalam, Perambalur.

Srivathsan Ramaswamy

Madhi Foundation, Chennai.

Vimala Devi D

Lecturer, DIET, Chennai.

Balamurugan K

B.T. Asst., PUMS
KeelaEsanai, Ariyalur.

Uthirapathi K

BRTE, Jayakondam
Ariyalur.

QR Code Management Team

R. Jaganathan

PUMS Ganesapuram, Polur, Thiruvannamalai.

A. Devi Jesintha, B.T. Asst.,

Government High School, N.M. Kovil,
Thiruppathur, Vellore.

V. Padmavathi, , B.T. Asst.,

Government High School, Vetriyur,
Thirumanur, Ariyalur.

This book has been printed on 80 G.S.M.

Elegant Maplitho paper.

Printed by offset at:

