

Class: VI, Sec-____

Assignment Worksheet

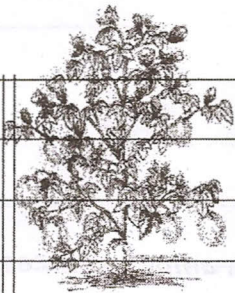
Name Sub: Science

Name: _____ (Based on Le:-3- Fibre to Fabric)


Class Marks Section

1. Study the pictures/diagrams shown below and answer the questions that follow: 2m


Exam Roll No.




(a)



(b)



(c)



(d)

- Which part of the cotton plant yields cotton fibres? _____
- Identify the process shown in figure(b). _____
- What process is being carried out by the woman on the *charkha*? _____
- What is the man shown in the figure doing on the handloom? _____

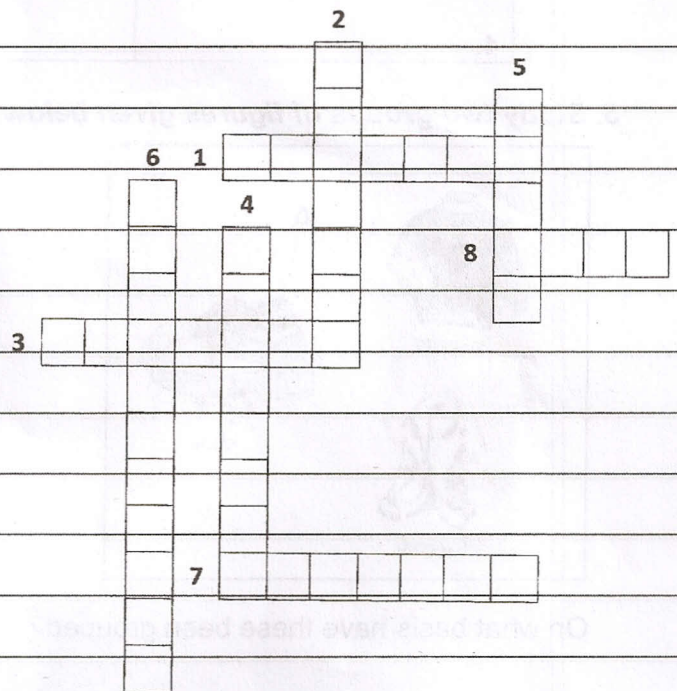
2. Follow the clues and solve the terms you have learned. 2m

Across

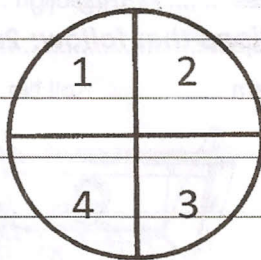
- A simple machine that people used in their homes in the past for spinning fibres. It has a large wheel operated with hand or foot.
- A process of separation of fibres from the stem using bacterial action and moisture on plants.
- The process of sorting out seeds from cotton fibres.
- A machine used for weaving cloth.

Down

- The process of interlacing two or various sets of threads to form a fabric or a cloth.
- The process of converting a single thread or yarn into fine cloth or other fine craft.
- A thin, pointed piece of wood used for spinning fibres into the thread by hand.
- The fruit of the cotton plant that contains the seeds and the fibres(6,5)



3. Write down some useful products made from cotton to complete the wheel. 2m




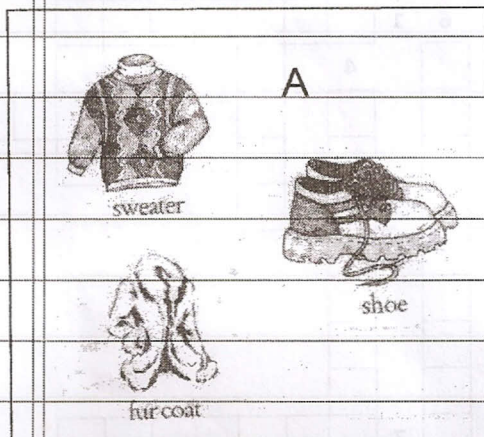
1. _____
2. _____
3. _____
4. _____

4. Classify the articles given in the box below into three groups-synthetic, animal sources and plant sources. 2m

cotton	terylene	silk	rayon	wool	polyester	flax	jute
--------	----------	------	-------	------	-----------	------	------

Synthetic	Animal sources	Plant sources
1. _____		
2. _____		
3. _____		
4. _____		

5. Study two groups of figures given below and answer the question that follows. 2m



On what basis have these been grouped?
