


ACTIVITY - 1 (A)

નીચેનું કાવ્ય સાંભળો અને અભિનય સાથે ગાઓ :


The potter is busy making pots.
The farmer is busy with farming.
The tailor is busy cutting the cloth;
And stitching, stitching, stitching.

The driver is busy with driving.
An engineer is busy with scaling.
The teacher is busy with the children;
Playing, studying and teaching.



The photographer is busy with clicking.
The seller is busy with selling.
The carpenter is busy with his wood;
Measuring, cutting and joining.

The lawyer is busy with law and order.
The policemen is busy with policing.
The shoe-maker is busy with mending shoe;
With stitching, sticking, rat-tating.



The dancer is busy with dancing.
The singer is busy with singing.
The player is busy with playing;
Kicking, throwing and batting.

ACTIVITY - 1 (B)

આ અભિનય-ગીતને આમ આગળ વધારતા જઈ દરેક તાસની શરૂઆતમાં ગવડાવો :

a postman - delivering letters
a nurse - nursing the patient
a conductor - giving tickets

ACTIVITY - 1 (C)

જૂથમાં કામ કરો. અભિનય-ગીત વાંચો. ઉદાહરણને આધારે ખાલી જગ્યા પૂરો :

ઉદાહરણ :

A teacher is busy with teaching in her classroom.

1. The farmer is busy with _____ at the farm.
2. The policeman is doing _____.
3. The shoe-maker is _____ shoe at his shop.
4. The driver is _____ the vehicle.
5. The _____ is busy with law and order.
6. The player is _____ the game at the playground.
7. The potter is _____ the pot at factory/home.
8. The engineer is _____ the map.
9. The fruit seller is _____ fruits at the market.
10. The _____ is dancing on the stage.
11. The tailor is busy with cutting the clothes and _____ them at his shop.
12. The _____ is singing garba at the Navratri.
13. The _____ is distributing the letters in area.
14. The nurse is _____ the patient at the hospital.
15. The _____ is watering the plants in the garden.

ACTIVITY - 1 (D)

જૂથમાં કામ કરો. ગીતને આધારે પ્રશ્નોત્તર-જોડકાં બનાવો :

ઉદાહરણ :

Where is the farmer ? - The farmer is in the farm.

Who is at the market ? - The fruit-seller and the customers are at the market.

_____	-	_____
_____	-	_____
_____	-	_____

ACTIVITY - 2 (A)

નીચેની વાર્તા સાંભળો અને વાંચો :

A mouse found a piece of cloth. The cloth was dirty.



He went to the laundryman. "Laundryman, laundryman, please help me. My cloth is dirty. Please, wash it clean." "No, I am busy." The laundryman said.

The mouse started shouting, "The laundryman is not good. He can't wash my cloth. He can't clean or iron cloth." The laundryman said, "Shsssss ! don't make a noise." The laundryman washed and ironed the piece of cloth.



The mouse went to the tailor, "O tailor, please make a cap." "No, I am busy", the tailor said. The mouse started shouting, "The tailor is good for nothing. He cannot stitch a small cap." The tailor said, "Shsss, don't make a noise." He took measurement and stitched the cap.




The mouse went to a needle woman. "O needle woman, my cap is simple. Please, decorate it with a lace and some design."

"No, I am busy," the needle woman said. The mouse started shouting.

"This needle woman is good for nothing. She cannot decorate my cap."

The needle woman said, "Shsss! don't make noise." She decorated the cap with a golden lace and a rose.



The mouse went to a cricket-stadium. He talked to a captain, "Your cap is not good. Look my cap. Let's exchange." The captain said, "No, I

love my blue cap. It has Ashokchakra." The

mouse started shouting, "The captain is not good. He cannot exchange the cap." The captain said, "Shsss, don't shout. There is a cat in this room." The mouse ran away with his cap.

ACTIVITY - 2 (B)

જૂથમાં કામ કરો. આ વાર્તામાં કેટલાંક વાક્યો વારંવાર બોલાય છે. તે વાક્યો શોધીને અહીં લખો :

ACTIVITY - 2 (C)

જૂથમાં કામ કરો. ઉંદર કોને-કોને મળે છે? ઉંદર જેને મળે તેની સામે કૌંસમાં [T] અને ન મળે તેની સામે કૌંસમાં [F] લખો :

[] the teacher

[] the captain

[] the needle woman

[] the tailor

[] the laundryman

[] the doctor

[] the carpenter

[] the potter

ACTIVITY - 2 (D)

જૂથમાં કામ કરો. નીચેનાં વાક્યો વાર્તાના ક્રમમાં ગોઠવીને લખો : (કોંસમાં યોગ્ય ક્રમ લખવો)

- [] The needle woman decorated the cap with the golden lace and a rose.
- [] The mouse found a piece of cloth.
- [] The tailor stitched the cap.
- [] The captain of the cricket-team did not exchange his cap.
- [] The laundryman washed and ironed the cloth.
- [] _____
- [] _____
- [] _____
- [] _____
- [] _____

ACTIVITY - 2 (E)

નીચેનાં વાક્યો સાંભળો. વાક્યો સાથેના પ્રશ્નો માટે "Yes, I can." અથવા "No, I can't."

જવાબ લખો :

1. The laundryman can wash and iron the clothes.
Can you? _____
2. The tailor can measure, cut and stitch the clothes.
Can you? _____
3. The needle woman can decorate the cloth with a lace and some design.
Can you? _____
4. The cricket-team captain can bat, bowl and field.
Can you? _____
5. I can read Gujarati, Hindi, Sanskrit and English.
Can you? _____

ACTIVITY - 2 (F)

ઉંદર કોને મળે છે જાણો. ઉંદરને બીજા શા કામ પડે? તે માટે તે કોને મળે? જૂથમાં કામ કરો અને લખો :

1. The mouse wants to build a house for him. Where will he go?
to the engineer / to the mason / to the carpenter / to the bank-manager
2. The mouse wants to eat fruits. Where will he go?
to the cook / to the fruit-seller / to the grocer / to the utensil-seller / to the mandapwala.

3. _____

ACTIVITY - 4

નીચેના સંવાદ સાંભળો, વાંચો અને ભજવો :

1. A : Oops! my chappal stripe is broken. I need a new one.

B : You can repair your chappal. Visit a shoe-mender.

A : Will he stitch it like a new one?

B : Yes, he is very good shoe-mender.

2. X : Hey, are you going to the bazaar?

Y : No, I am going to the post-office.

X : Ok. well, will you bring a postcard?

Y : Sure!

X : Thanks.

3. M : Please take this story-book.

L : Okay. May I issue a new book?

M : Yes, issue this picture-book and the rhyme-book.

L : Two books? Well okay. Return them in ten days.

M : Thanks. I will return them in two days.

ACTIVITY - 4 (A)

નીચેનું કાવ્ય સાંભળો, દોહરાવો અને ગાઓ :

The electrician is on the pole.

The farmer is at the farm.

The blacksmith is at his factory.

The factory is warm.

The doctor is in the clinic.

The judge is in the court.

The clerk is in the cabin.

Taking and typing notes.

The milkman is at the yard.

The shepherd is with the herd.

The flute player is on the hill.

Playing it for long.

The grocer is at the grocery.

The fruit-seller is at the stall.

The traffic-police at the crossroads.

Helping the traffic to roll.

ACTIVITY - 4 (B)

ઉદાહરણ પ્રમાણે વ્યવસાયકાર અને તેનાં કાર્યસ્થળનાં નામ લખો :

Work / profession

Place

The electrician

on the electricity pole, at the electricity office

The farmer

The teacher

on the hill

at the grocery

The doctor

at the court

at the office cabin

Traffic-police

at the yard

The shop-keeper

ACTIVITY - 5

નીચેના પ્રશ્નોના જવાબ આપો. તમારા શિક્ષકના માર્ગદર્શન પ્રમાણે પ્રશ્ન-પત્તાં અને જવાબ-પત્તાં બનાવો. તે પત્તાં વડે રમત રમો :

Who is the doctor?

Where is his/her clinic/ hospital?

What is in the doctor's pocket?

What is in the doctor's bag?

Who is our Principal?

Where is the Principal?

Who is the electrician?

What is in the electrician's pocket?

HELPLINE

Activity - 5 (1) આપેલા પ્રશ્નો પૂછો અને તમારી શાળાના વિસ્તારને સંબંધિત જવાબો આપવા વિદ્યાર્થીઓને ઉદાહરણ આપો. જેમકે Who is the doctor/ electrician? ના જવાબમાં તમારા વિસ્તારમાં તે વ્યવસાય કરતી વ્યક્તિનું નામ આવશે. આવા બીજા પ્રશ્નો બનાવો અને પૂછો. તમારા પ્રશ્નો અહીં આપેલ જગ્યામાં નોંધો. (2) શિક્ષક જેને કહે તે વિદ્યાર્થી વર્ગ સમક્ષ આવીને પ્રશ્ન અને જવાબ લખી વાક્ય-પત્તું અને શબ્દ-પત્તું બનાવી લે. દરેક વિદ્યાર્થીને પત્તું બનાવવાની તક આપશો. પત્તું ટેબલ પરના ખોખામાં મુકાવો. (3) આ રીતે ખોખામાં પત્તાં ભેગાં કરાવો. તે પછી તમે ખોખું લઈ વર્ગમાં ફરો. વિદ્યાર્થીઓ આંખ બંધ કરી ખોખામાંથી કોઈ એક પત્તું લેશે. (4) પોતાના હાથમાં આવેલ પત્તાનું જોડીદાર પત્તું કોની પાસે છે, તે શોધવા વિદ્યાર્થીઓને કહો. (5) જોડીદાર શોધ્યા પછી દરેક જોડી પોતાના પ્રશ્ન-જવાબ વર્ગમાં રજૂ કરશે. આ પત્તાંને સાદા પત્તાંની જેમ પણ રમી શકાય... ત્રણ મિત્રો પત્તાં ઉતારવાનું રાખે. જો સવાલ ઉપર યોગ્ય જવાબ-પત્તું આવે તો તે બધાં પત્તાં જવાબ ઉતારનારના. જેના હાથમાંથી બધાં પત્તાં સૌ પહેલાં ખાલી થઈ જાય તે વિજેતા. જુઓ તો, કોણ જીતે છે?

ACTIVITY - 6 (A)

અહીં એક ચોપડીનું વર્ણન આપ્યું છે - તે સાંભળો અને વાંચો :

Hello friends, I am a book. No, no, I am not a textbook. My cousin is in your teacher's cupboard. I am not an exercise-book or a workbook. Can you guess who am I? What did you say, a pass-book? No, dear. I am not. I am not useful in the bank. Any idea? Okay, may I give you a hint? What? No ! that's impressive! Say it loudly. A story-book or a picture-book. Sorry, dear ! I am not from the library. Hint? Well, I am a notebook. No, no, I am not your English notebook. But Yes, your teacher writes notes in me. Not again, I am not a reference note or a diary. I am not so thick and big. Any more guesses? No. well, I am very small, short and thin. I have only 12 pages. A calendar? O dear, you are wrong. Your teacher writes and reads and calculates from me. But can a book be a calendar? No, no, not an atlas! There is no map in me. I am an _____ book.

ACTIVITY - 6 (B)

જોડીમાં કામ કરો. ઉપરના ફકરાને આધારે નીચેના સંવાદ પૂરો કરો. સંવાદ વર્ગમાં ભજવો :

The book : Hello friends, _____

You : Are you a textbook?

The book : _____. My cousin is in your teacher's cupboard.

You : You are an exercise-book.

The book : I am not an exercise-book or a workbook. _____.

You : _____.

The book : No, dear. I am not. I am not useful in the bank. May I give you a hint?

You : No, Let me think.

The book : That's impressive!

You : A story-book or a picture-book.

The book : Sorry, dear ! _____

You : Hint !

The book : _____.

You : _____.

The book : No, no, I am not your English notebook.

You : _____.

The book : Not again, I am not a reference note or a diary. I have only 12 pages.

You : _____.

The book : O dear, you are wrong.

You : _____.

The book : There is no map in me. I am an account-book.

ACTIVITY - 6 (C)

જોડીમાં કામ કરો. આ ફકરામાં કેટલા પ્રકારની BOOKSનાં નામ આવે છે? અહીં લખો :

ACTIVITY - 6 (D)

જૂથમાં કામ કરો. A સાથે યોગ્ય રીતે B જોડો. Aનો ઉપયોગ કોણ કરે છે તે Bમાં આપેલું છે :

A	B
An exercise-book	a student, a geography teacher, a traveller
An atlas	a teacher, a student
An account-book	a student
A passbook	an accountant, a shopkeeper, a businessman
A textbook	a bank-customer

ACTIVITY - 6 (E)

ફકરાને આધારે કહો કે નીચેનાં વાક્યો સાચાં છે કે ખોટાં? ખોટાં વાક્યો સુધારીને લખો :

1. A pass-book is useful in the bank.
2. There are work-books and exercise-books in the library.
3. The reference-books are small and thin.
4. An atlas has maps.
5. We can read, write and calculate with an account-book.

1. _____
2. _____
3. _____
4. _____
5. _____

ACTIVITY - 7 (A)

તમે તમારા પરિવારને કેટલો ઓળખો છો? આવો જાણીએ. ખાલી જગ્યામાં વિગતો ભરો :

Relation	Job/work	Place
Mother	cooking food, washing clothes going at work working at the office	home factory office
Father	bringing vegetables bringing grocery going to work	_____ _____ _____
Sister	doing household tasks, cleaning going to study going to play	_____ _____ _____
Brother	doing household tasks, cleaning going to study going to play	_____ _____ _____

ACTIVITY - 7 (B)

આ વિગતો પરથી ઉદાહરણ પ્રમાણે વાક્યો બનાવો. તમારી વિગતો અને વાક્યો વર્ગના મિત્રો સાથે સરખાવો અને વર્ગમાં રજૂ કરો.

_____ is my mother. She is a home-maker. She is also a factory- worker/ _____. She works at home and at _____.

I love my India...

**India, my India, my India,
I don't know, I don't know.
How much I love my India.**

1. સાંભળો, સંભળાવો અને ભજવો :

(1)

Maths teacher : 10 people gave you 300 Rs. What would you buy?

Shyam : A new bicycle.

(2)

It starts with a 'P', ends with an 'e' and has many many letters. What is it?

The Post-office.

2. (A) વાર્તા સાંભળો અને વાંચો.

Once a lion was asleep. A little mouse started playing on the lion. The mouse ran up and down the lion. The lion woke up. He caught the mouse. The lion opened his mouth and roared, "I will swallow you."



"Sorry, O king !," cried the little mouse. "Forgive me this time. I will help you one day."

The lion laughed, "O little mouse, you cannot help me."



The mouse requested, "O Lord, I can. Please, let me go."

The lion smiled at the mouse. He lifted his paw and let the mouse go.

After some time, again the lion was asleep. A hunter caught him in a net. Then the mouse saw the lion. He ran up and cut the net. The lion was free. The lion said, "Thank you my friend."

2. (B) વાર્તાના ક્રમ પ્રમાણે વાક્યોને નંબર આપો :

1. The mouse cut the ropes and helped the lion.
2. The mouse said he can help the lion.
3. The hunter caught the lion.
4. The lion caught the mouse with his paw.
