

Competency :Grammar

I. Add -ly to make new words and use them to fill in the blanks :

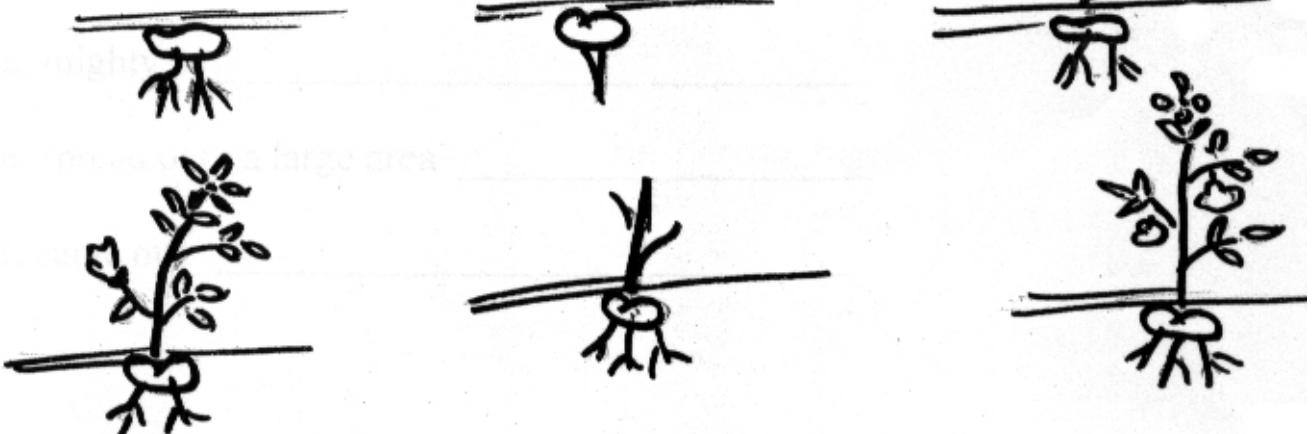
quiet _____ careful _____ slow _____
quick _____ neat _____

1. We should sit _____ in the class.
2. We should cross the road _____
3. Anurag has arranged his books _____ in the rack.
4. Neha was walking _____ in the garden.
5. Kapil can solve all Maths questions _____

II. Match the words with their meaning :

- | | |
|---------------------|------------------|
| 1. slowly | slender |
| 2. drank slowly | little by little |
| 3. delicate | huge |
| 4. mighty | sipped |
| 5. over a huge area | appeared |
| 6. came out | far and wide |

III. Number the stages of plant growth -




Class : III

ENGLISH

Lesson 5 : Little By Little

Competency : Vocabulary

I. Name any six things that we get from trees :



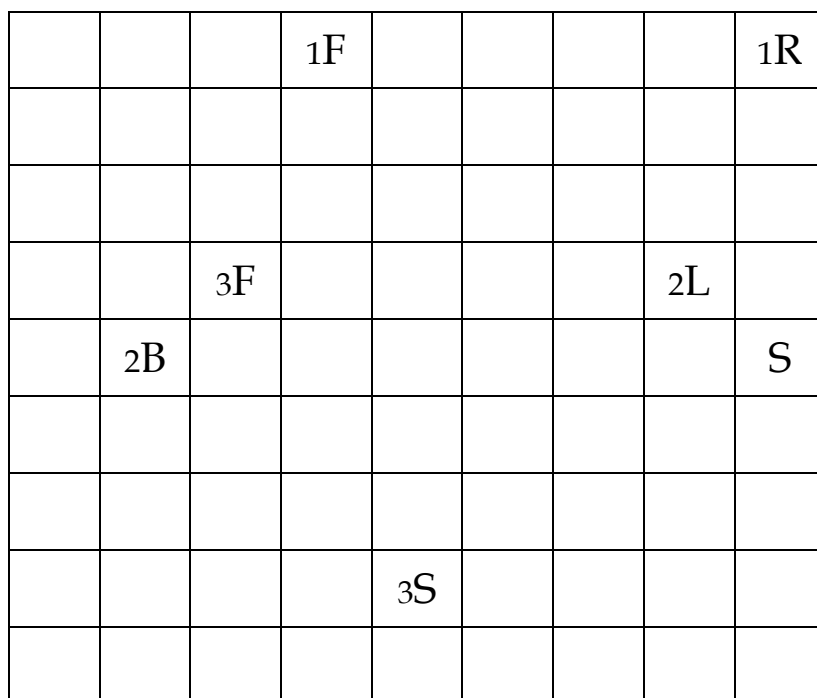
1. _____
2. _____
3. _____
4. _____
5. _____

II. Pick out the meanings of the words from the box given :

slender, little by little, huge, sipped, appeared, far and wide

1. slowly _____
2. drink slowly _____
3. delicate _____
4. mighty _____
5. spread over a large area _____
6. came out _____

III. Read the clues given and complete the crossword puzzle :



ACROSS :

1. I am colourful
2. Birds sit and make nests on us
3. I grow above the ground

DOWNWARDS :

1. We grow under the soil
2. We are green
3. We have seeds and we are sweet

IV. Draw a tree and a bird on it.



V. Mark the parts of the little plant.

