



## Trains

1. Listen, repeat, learn and recite.

ऐका, म्हणा, शिका आणि म्हणून दाखवा. O1

## Unit Three



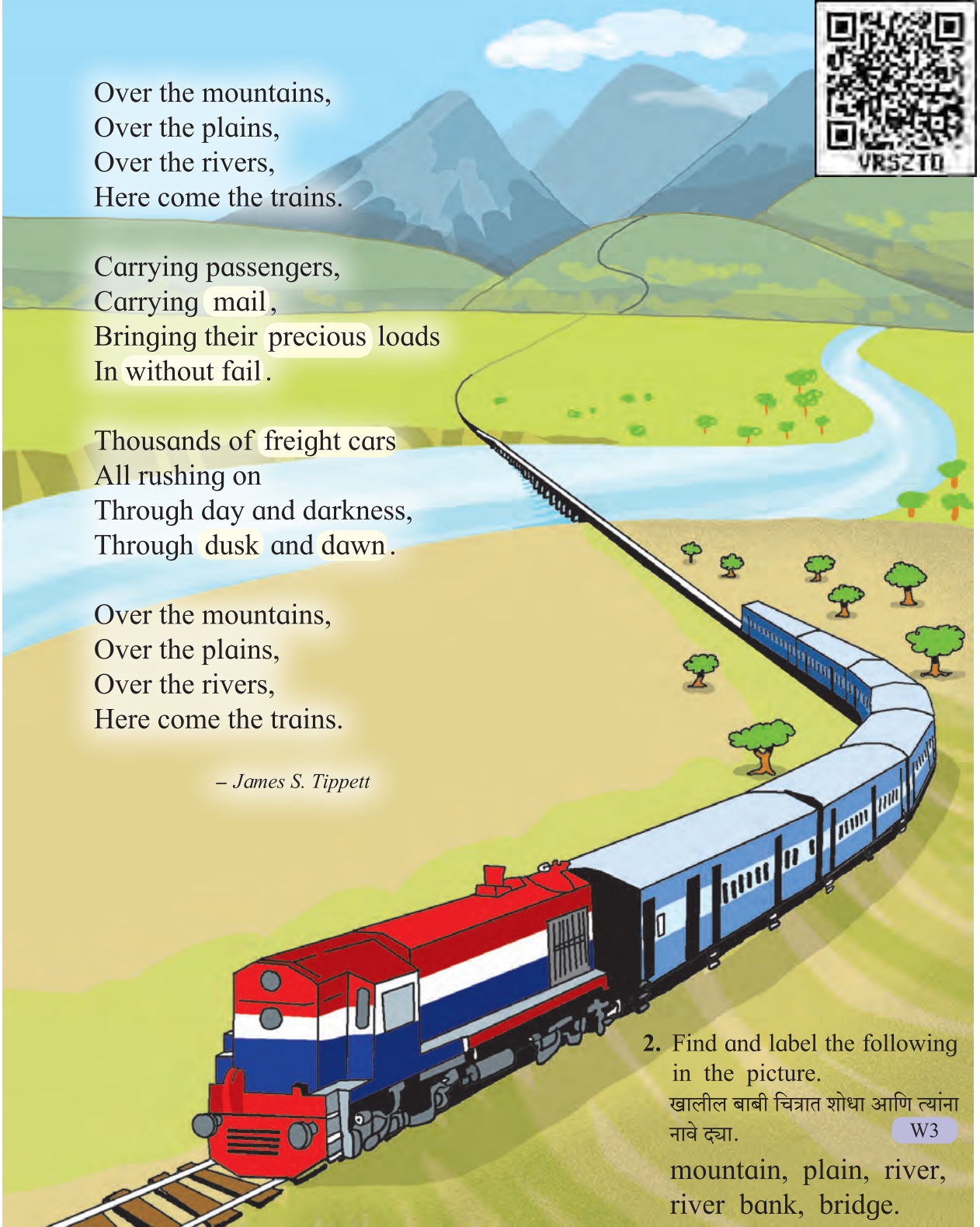
Over the mountains,  
Over the plains,  
Over the rivers,  
Here come the trains.

Carrying passengers,  
Carrying mail,  
Bringing their precious loads  
In without fail.

Thousands of freight cars  
All rushing on  
Through day and darkness,  
Through dusk and dawn.

Over the mountains,  
Over the plains,  
Over the rivers,  
Here come the trains.

– James S. Tippett



2. Find and label the following in the picture.

खालील बाबी चित्रात शोधा आणि त्यांना नावे द्या.

W3

mountain, plain, river,  
river bank, bridge.

- mail (मेडल) टपाल.
- precious (प्रेशस) किमती, बहुमोल.
- without fail (वि'दाउट् फेडल्) न विसरता, न चुकता.
- freight cars (फ्रेड्ट् कार्डझ्) मालगाड्या.
- dusk (डस्क्) सायंकाळ, दिवेलगणीची वेळ.
- dawn (डॉन्) पहाट, उषःकाल.

In a **grove** of mango trees, there was one little babul tree.

The little tree was pretty, but it was not happy. One day it said,

“I do wish I had big leaves!  
All the other trees have big leaves.  
My **thorns** are sharp and stiff.  
Children do not like me.”



Next day, when the little tree woke up, it had big leaves. It was just like the mango trees.

“Now I am happy,” it said.

But a goat came along and ate up all the big leaves.

“Oh, dear!” said the babul tree.

“I wish I had gold leaves.

Goats do not eat gold leaves.”



Next day, when the little tree woke up, it had gold leaves.

“How happy I am!” it said.

But a thief came along and **stole** all the gold leaves.

“Oh dear!” said the babul tree.

“I wish I had glass leaves.

Thieves do not steal glass leaves.”





Next day, when the little tree woke up, it had glass leaves.

“How happy I am!

See my leaves shine in the sun.”

But a strong wind sprang up.

“Woo-oo!” said the wind.

And it broke all the glass leaves.

“Oh, dear!” said the babul tree.

“I wish I had my thorns and small leaves again.

Goats do not eat them all up.

Thieves do not steal them.

The wind will do them no harm.”

Then the tree went to sleep.



Next day, when it woke up, it had all its thorns and small green leaves again.

“Oh, I never was so happy!” said the little babul tree.



- grove (ग्रोव्ह) small forest, wood. एका जागी वाढलेले वृक्ष, राई. • thorns (थॉन्झ) काटे.
- stole (स्टोल्) चोरले, चोरून नेले. • sprang up (स्प्रांग् अप्) अचानक वाहू लागला.

2. Read and remember. वाचा आणि लक्षात ठेवा.

- |                            |                            |
|----------------------------|----------------------------|
| • one leaf – many leaves   | • one thief – many thieves |
| • one shelf – many shelves | • one wolf – many wolves   |
| • one knife – many knives  | • one life – many lives    |





3. Read the following sentences carefully.

खालील वाक्ये लक्षपूर्वक वाचा.

O4

• Children do not like thorns.

• Children like flowers.

(a) Drop 'do not/does not' in the following and frame meaningful sentences. You may have to change the highlighted words.

आता खालील वाक्यांतील do not/does not हे शब्द वगळून अर्थपूर्ण वाक्ये तयार करा. त्यासाठी रंगीत पट्ट्यांतील शब्दही बदलावे लागतील.

W5

• Goats do not eat gold leaves.

• Goats eat green leaves .

• Thieves do not steal glass leaves.

• .

• She does not like grapes .

• She likes .

• He does not play cricket .

• .

• A lion does not eat grass .

• .

(b) Now use 'do not/does not' appropriately in the following and frame meaningful sentences.

खालील वाक्यांत do not/does not यांपैकी योग्य ते शब्द वापरून अर्थपूर्ण वाक्ये तयार करा.

W5

• I like mangoes.

• I do not like figs .

• You travel by bus.

• .

• He gets up at 7.30.

• He does not get up at 6:30 .

• A rabbit has a short tail.

• .

• She uses a black pen.

• .

4. Complete the following sentences using your ideas.

तुमच्या स्वतःच्या कल्पना वापरून खालील वाक्ये पूर्ण करा.

W13

• I wish I had .

• I wish I could .

.....

.....

.....

.....

.....

.....

3. (a) व (b) मध्ये होकारार्थी व नकारार्थी वाक्ये हाताळायची आहेत. त्यात do not/does not चा वापर करण्याचा सराव आहे. त्याचवेळी वाक्य अर्थपूर्ण होण्यासाठी त्यातील इतर शब्दही बदलायचे आहेत. मुलांना सरावाच्या वेळी या दोन्ही गोष्टी लक्षात आणून द्याव्यात.



## Lots of Things Together

- Read aloud and copy the phrases in your notebook.

हे शब्दगट मोठ्याने वाचा आणि पाहून तुमच्या वहीत लिहा.


O4  
W10




a flight of birds



a flock of geese



a flock of sheep



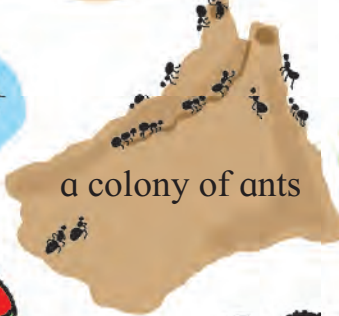
a grove of trees




a pack of dogs



a swarm of bees



a colony of ants



a herd of cattle




a group of children



a team of players



a crowd of people




a bundle of clothes




a bundle of sticks



a bunch of flowers



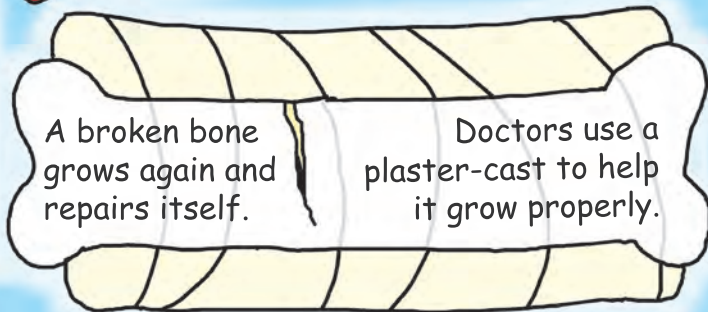



a bunch of keys



a bunch of grapes



Our body has many parts. All parts are special.  
Read the following facts to learn how special they are.





Our body is so wonderful.  
We must take care of our body.

We should eat well at regular times.



We should eat fruits and vegetables.

We should drink enough water.



We should take enough exercise.

We should get enough sleep.



We should keep our body and hair clean.

We should cut our nails regularly.



We should cover our mouth when we cough or sneeze.



We should wear clean clothes every day.



3. Write 'Good Health' and 'Hygiene' messages on big sheets of paper and hold an exhibition in your classroom.

‘आरोग्य’ व ‘स्वच्छता’ यांविषयी संदेश (इंग्रजीतून) मोठ्या कागदावर लिहा व तुमच्या वर्गात त्यांचे प्रदर्शन भरवा.

W9

W10

Examples :





## Alyonushka

1. Listen carefully.  
लक्षपूर्वक ऐका.

Once upon a time, there was a girl called Alyonushka. Alyonushka lived with her father, mother and baby brother Ivanushka.

One day, Mother said to Alyonushka, "Daughter, we are going out to work. Be a good girl and look after your baby brother."

Father and Mother went away. Soon, Alyonushka forgot all that her mother had said. She seated her baby brother on the grass, ran out to her friends and began to play with them. She clean forgot to look after her baby brother.

Suddenly, a flock of geese came flying. They swooped down, picked up her baby brother and flew away with him.

"Look, Alyonushka!" cried one of the children. "The geese are flying away with your baby brother."



"Stop, stop, you wicked birds," said Alyonushka.

But it was no use. She ran after the birds. The birds flew faster and faster and were soon out of sight.

Poor Alyonushka ! What could she do ! She sobbed and wept. But then she got up and said, "I must bring back my baby brother."

Away ran Alyonushka to where the birds had flown. She ran and ran till she came to an oven.

"Oven, Oven, tell me where the geese have flown."

"Eat a slice of my wheat bread first," said the oven.

"What, eat a slice of wheat bread ! At home, we don't eat even wheat cakes."

So the oven kept quiet. Alyonushka ran on. But then she turned back and said, "I am sorry, Oven. I'd like to taste your wheat bread."





Alyonushka ate a slice of the wheat bread and the oven showed her the way. She thanked the oven and ran on.

Soon she came to an apple tree.

“Apple Tree, Apple Tree, tell me where the geese have flown.”

“Eat one of my wild apples first,” said the apple tree.

“What, me eat a wild apple? At home, we don’t eat even garden apples.”



So the apple tree kept quiet. Alyonushka ran on. But then she turned back and said, “I am sorry, Apple Tree. I’d like to taste your apples.”

She ate a wild apple, and the apple tree showed her the way. She thanked the apple tree and ran on.

Soon she came to the milk river.



“Milk River, Milk River, please tell me where the geese have gone.”

“Have some milk, first,” said the milk river.

Alyonushka thought, “Have milk! At home, I don’t touch even cream.” But then she thought, “No, I must not say that.”

So she had some milk and the milk river showed her the way. She thanked the milk river and ran on.

She ran over the fields and through the woods. At the edge of a wood,





she saw a hut on hen's feet, turning round and round. Inside the hut sat Baba Yaga, the witch. And as the hut turned, Alyonushka saw Ivanushka, sleeping in a corner.

Alyonushka was frightened. But what could she do! She went inside the hut. "Who are you?" asked Baba Yaga. "And why have you come?"

"I am Alyonushka and I have come to take my baby brother," said she and picked up her baby brother.



"Come to take your baby brother? He-he-he!" laughed Baba Yaga. "I have got your baby brother, and now I have got you, too!"

"Oh, no, you haven't!" said Alyonushka. Holding Ivanushka, she jumped out of the hut and began to run back home again.

Then Baba Yaga the witch called up the geese. "Go after the children and bring them back to me," she shouted. The geese went flying after the children.

Alyonushka ran and ran till she came to the milk river.

"Milk River, Milk River, hide us, please." Quickly, the milk river hid the children. The geese couldn't find them and turned back.



Alyonushka began to run again. But the geese saw the children and came after them. Holding her brother, Alyonushka ran and ran till she came to the apple tree.

"Apple Tree, Apple Tree, hide us, please." Quickly, the apple tree hid the children in its branches. The geese couldn't find them and turned back.

Alyonushka began to run again. But the geese saw the children and flew after them. Holding her brother, Alyonushka ran and ran till she came to the oven.

“Hide us, please, Oven,” said Alyonushka. Quickly, the oven hid the children. The geese couldn’t find

them. They flew round and round and up and down but it was no use. At last, they turned and flew back to Baba Yaga.

Then Alyonushka crawled out of the oven with her baby brother and ran home with him. And before long, Father and Mother came home too.

– Adapted from a Russian fairy tale

2. Now read the story aloud with me.

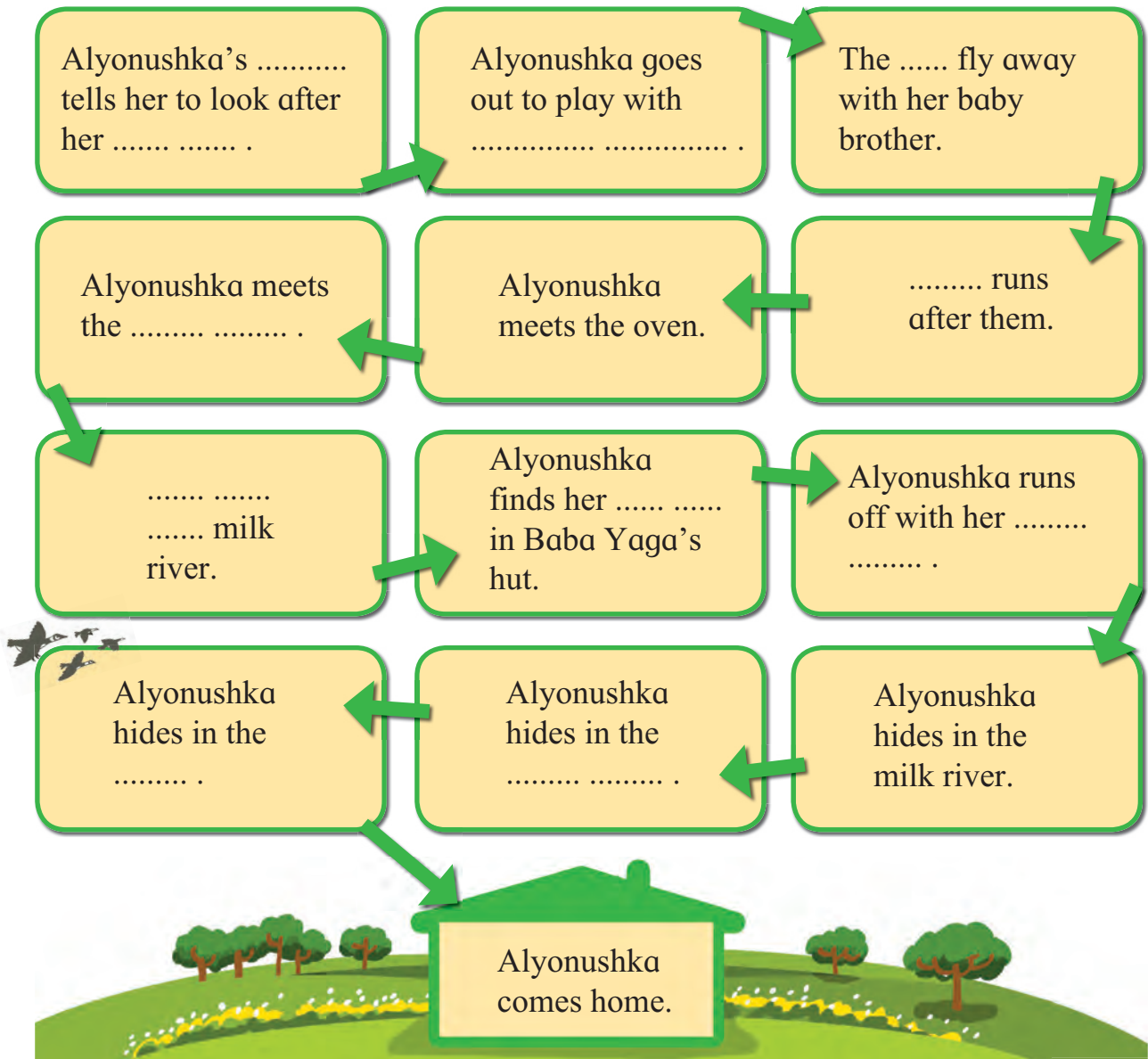
आता माझ्याबरोबर ही गोष्ट मोठ्याने वाचा.

O5

3. Alyonushka’s story is given below in short. Read it and fill in the blanks.

खाली अल्योनुशकाची गोष्ट थोडक्यात दिली आहे. ती वाचा आणि गाळलेल्या जागा भरा.

W9





4. Make your own funny names like Baba Yaga. Do they sound like English names ?

तुमच्या मनाने गमतीदार नावे तयार करा.  
ती इंग्रजी नावांसारखी वाटतात का ?

5. Form groups of 5. Taking turns, retell this story as Alyonushka would tell it. Let the next person continue with the story after about 5-8 lines.

पाच-पाच जणांचे गट करा. गटांत आळीपाळीने ही गोष्ट अल्योनूश्काच्या शब्दांत सांगा. सुमारे ५-८ ओळींनंतर थांबून पुढील मुलाला त्यानंतरची गोष्ट सांगू द्या.

O14

*'I am Alyonushka.  
I live with my father, mother and baby brother.  
One day, my mother said to me, .....'*



6. Read aloud and copy. मोठ्याने वाचा व पाहून लिहा.

O4

W10



• a loaf of bread



• a glass of milk

• a slice of bread



• a lump of butter

• a drop of water



• a piece of paper

7. Listen carefully and write each word in the proper column.

लक्षपूर्वक ऐका आणि प्रत्येक शब्द योग्य त्या रकान्यात लिहा.

W12

**Teacher :** • girl • day • friends • baby • children • birds • oven • slice • cakes  
• tree • apples • father • feet • geese • hut • home • mother • men.

One	Many

8. Listen carefully and write the words in the proper column.

लक्षपूर्वक ऐका आणि शब्द योग्य त्या रकान्यात लिहा.

W12

**Teacher :** • king • queen • jump • cat • read • walk • fast • red • big  
• mango • fish • smell • sweet • school • soft • cup • house  
• go • call • play • shop • office • nice • slowly • peanut  
• doctor • home • baby • smile • cry.

action	thing, animal, person, place	description



1. Listen, read aloud, learn and recite the poem.



ही कविता ऐका, मोठ्याने वाचा, शिका आणि सादर करा.

O4

O1

	<p>Work while you work, Play while you play; To be useful and happy, That is the way.</p>	
	<p>All that you do, Do with your might; Things done by halves Are never done right.</p>	
	<p>One thing at a time, And that done well, Is a very good rule, As many can tell.</p>	
<p>Moments should never Be trifled away; So work while you work, And play while you play.</p>		
<p>– M. A. Stodart</p>		

2. Listen to the word carefully. From the poem, find another word that rhymes with it.

शब्द लक्षपूर्वक ऐका. त्याच्याशी यमक जुळणारा दुसरा शब्द कवितेत शोधा.

O10

- play • might • well • you • one • should

- Write down these pairs of rhyming words.

यमक जुळणाऱ्या शब्दांच्या जोड्या लिहून काढा.

W7

3. You have learnt four of these lines in 'My English Book Four'. Find them.

या कवितेतील चार ओळी तुम्ही 'माय इंग्लिश बुक फोर' मधून शिकला आहात. त्या शोधा.

O10

4. Answer the following questions in one word.

खालील प्रश्नांची उत्तरे एका शब्दात द्या.

O11

- What should you do while you work ? • What should you do while you study ?
- What should you do while you play ? • What should you do while you eat ?

5. Use 'a' and 'b' each, to prepare five questions for your friends. Note down their answers.

तुमच्या मित्र/मैत्रिणींसाठी 'a' आणि 'b' चा वापर करून प्रत्येकी पाच प्रश्न तयार करा. त्यांनी दिलेली उत्तरे लिहा.

- (a) When do you ..... ? (b) How long do you ..... ?

P3



1. Find a 'pen-friend' studying in Std VI or Std VII.

इयत्ता सहावी/सातवीत शिकणारा पत्र-मित्र/पत्र-मैत्रीण शोधा.

P4

### Step 1 : Introduction

Excuse me. / Hello.

My name is ..... / I am .....

I am in the fifth standard. / I am in fifth 'A'.

I am looking for a 'pen-friend'.

'Pen-friends' are friends  
who write letters to each other regularly.

We have to write letters in English.

Would you like to be my 'pen-friend'?



### Step 2 : Exchanging information

- Please tell me your name and address.
- When is your birthday?
- Tell me about your favourite things.
  - Favourite colour
  - Favourite game
  - Favourite subject
  - Favourite teacher
  - Favourite book
  - Favourite movie
  - Favourite TV programme
  - Favourite dish
- Who is your best friend in school?
- What is your hobby?
- What do you enjoy the most?
- Tell me about the people in your family.





## Pen-friend Profiles

\* Name :

\* Address :

\* Date of Birth :

\* Favourites

• Colour

• Game

• Dish

• Subject

• Teacher

• Book

• Movie

• TV Programme

\* Family :

\* Hobby :

\* Enjoys

**Step 3 :** Send your 'pen-friend' greetings on special occasions like his/her birthday, or festivals throughout the year.

वाढदिवस, सणसमारंभ अशा विशेष प्रसंगी तुमच्या पत्र-मित्राला/ मैत्रिणीला शुभेच्छा पत्रे पाठवा.

- Happy Birthday!
- Wish you a Happy New Year
- Happy Diwali
- Wish you all the best
- Eid Mubarak
- Congratulations !
- Merry Christmas

इयत्ता सहावी/सातवीच्या शिक्षकांशी बोलून वर्गातील प्रत्येक मुलाला 'pen-friend' मिळेल असे पहावे. प्रत्येक मुलाकडे तयार झालेला pen-friend profile पाहून प्रत्येकाकडून शुभेच्छा कार्डे/पत्रे पाठवण्याचे नियोजन करून घ्यावे. हा उपक्रम वर्षभर चालू राहील असे पहावे. मुलांना आलेल्या शुभेच्छा कार्डांचे/पत्रांचे वर्गात अधूनमधून प्रदर्शन मांडता येईल.

2. Read the following letters and expressions carefully. Use them to write your own letters.

खालील पत्रे व वाक्ये लक्षपूर्वक वाचा. तुमची स्वतःची पत्रे लिहिताना त्यांचा उपयोग करा.

W9

**(a) Some specimen letters :**

Dear .....

Date :

How are you? I hope you are fine.

Thank you so much for being my pen-friend. I want to tell you about a superb movie. It is called ..... I saw it last week. You must see it. I am sure you will like it.

How is everyone in your family? Give my regards to your parents.

Your friend,  
.....

a very good programme

a wonderful book

a lovely poem

an interesting story

watch

read

Dear .....

Date :

Thank you for your letter and for telling me about the movie '.....'.

Next week, we have a 'Jokes' Telling Competition in our class. Can you suggest a good joke?

Please write again soon. Regards to your parents and love to your brother.

Yours,  
.....

programme book

Story Telling Competition/  
Recitation Competition

story poem

**(b) Some useful expressions :**

Give my love to your little sister/brother.

Give my regards to your parents/  
the elders in your family.

With regards,

With lots of love,

Yours sincerely,

Love,

See you soon.

Yours lovingly,

Yours truly,