


Fun with Numbers



0124CH08



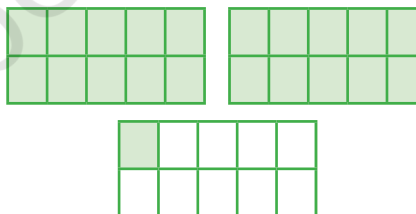

Simran was putting oranges in boxes. Each box can hold 10 oranges. How many boxes would she need?



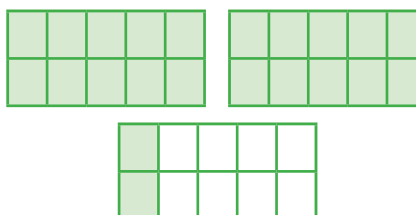

She packed them in boxes.



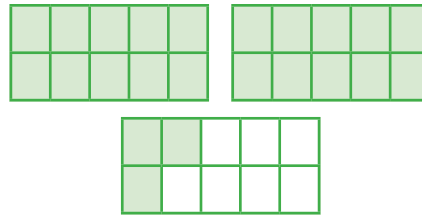
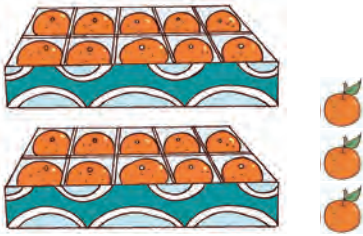
Do you know how many oranges are there?



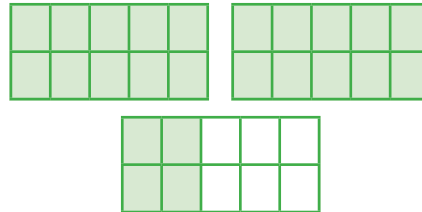
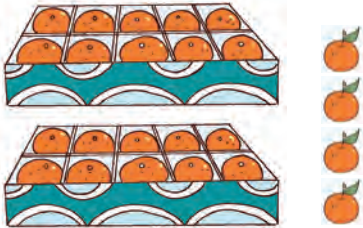
21
Twenty One



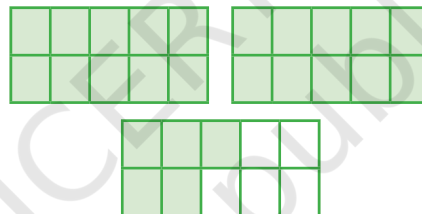
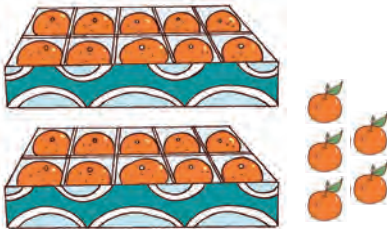
22
Twenty Two



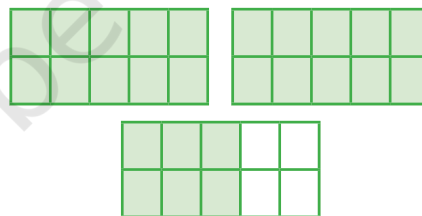
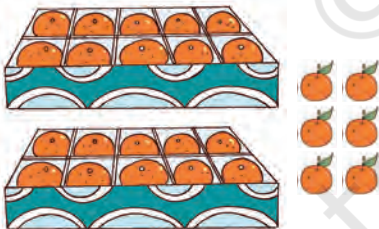
**Twenty
Three**



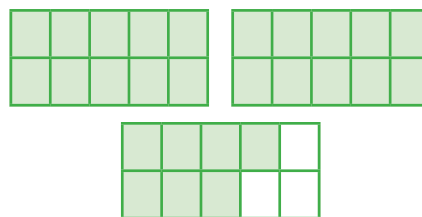
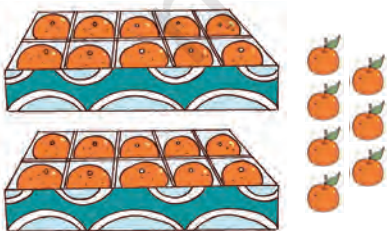
24
**Twenty
Four**



**Twenty
Five**

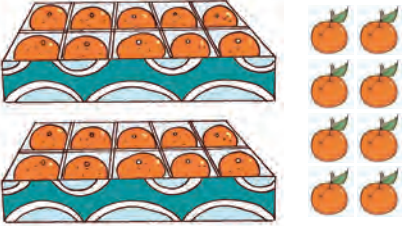
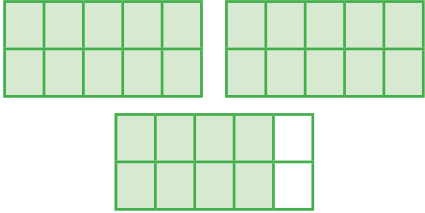
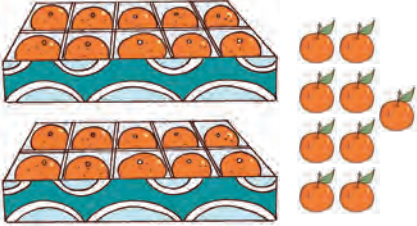
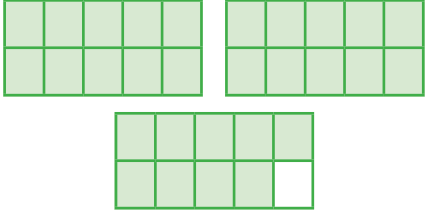

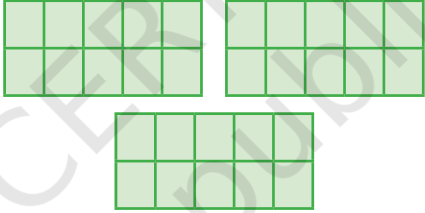


**Twenty
Six**



27
**Twenty
Seven**



		28 Twenty Eight
		<div data-bbox="1294 575 1419 632" style="border: 1px solid black; border-radius: 15px; width: 60px; height: 25px; margin: 0 auto;"></div> Twenty Nine
		30 Thirty

Write 21 to 30

21				25					
		23							30
	22					27			




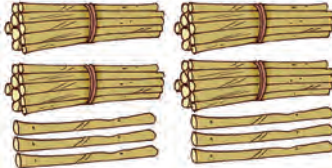


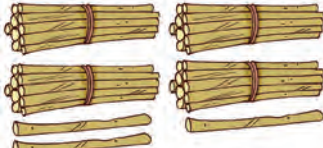
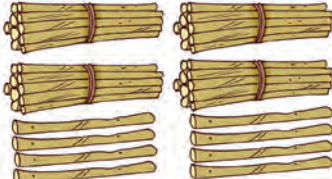
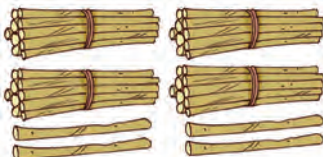

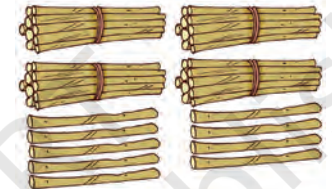
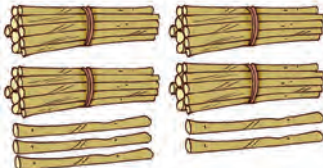
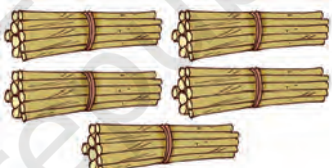
Let us count the number of flowers and the number of neem daatun.



Number 31 to 50

	31 Thirty One		36 Thirty Six
	32 Thirty Two		Thirty Seven
	Thirty Three		Thirty Eight
	Thirty Four		39 Thirty Nine
	35 Thirty Five		40 Forty

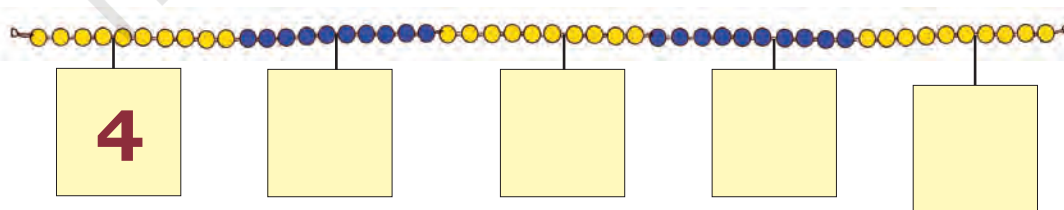


	41 Forty One		46 Forty Six
	 Forty Two		 Forty Seven
	43 Forty Three		 Forty Eight
	 Forty Four		49 Forty Nine
	45 Forty Five		50 Fifty



Let us Do

- Pick up any number card from 1 to 50. Can you place the number card with help of the clip on *ginladi* at the right place?
- Write the number on the number cards placed on the *ginladi*.



Count and write the numbers.


Fill up the tens frames to show the number. One has already been done for you.

<p>29 Twenty one</p>	
<p>41 Forty one</p>	
<p>30 Thirty</p>	

Use *ginladi* to talk about tens and numbers 21 to 50. Also encourage children to count backwards from any given number using *ginladi* or number line initially. Once they gain confidence, they can do without the *ginladi*.




Fill up the missing numbers.



Project Work

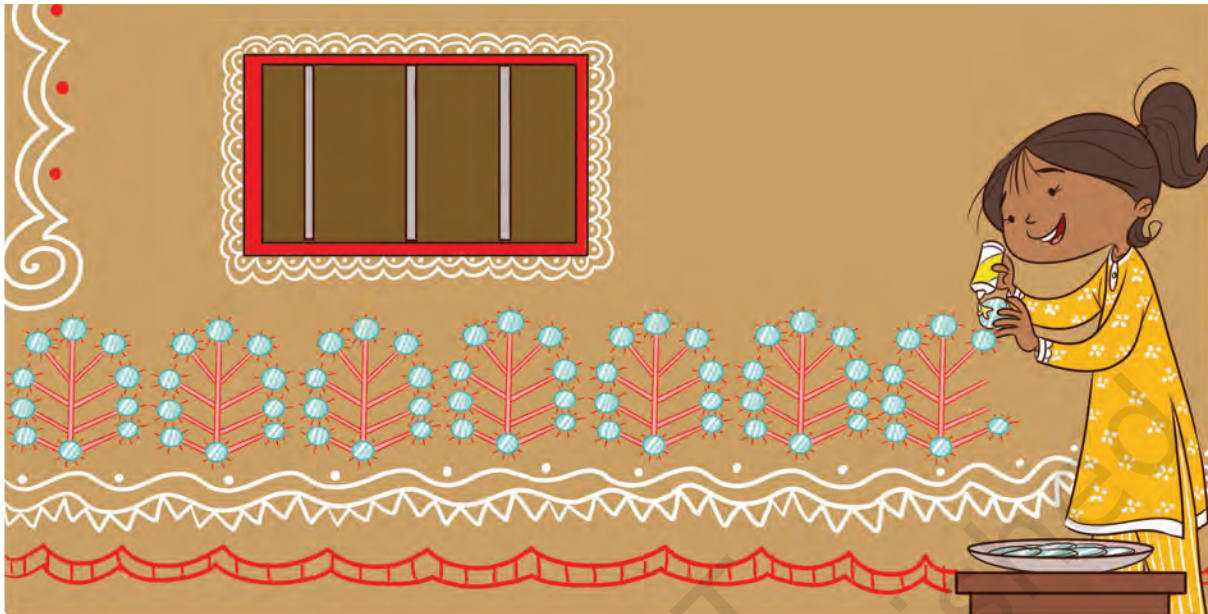
Farha said that she has packed more than fifty amazing things in her matchbox. Her friends wondered what these things could be. They had a big surprise when she opened her box.

Can you collect some items and see how many a matchbox can hold?



Numbers from 51 – 99

Ankita is pasting mirrors on her house. Help her to find out how many mirrors she has used in the design.

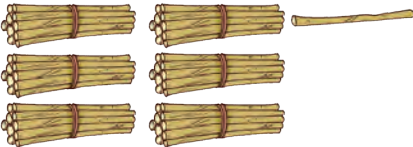
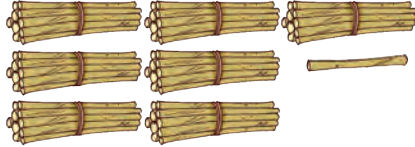

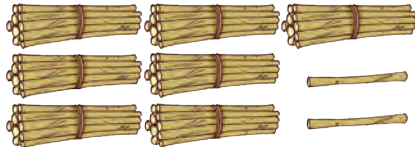


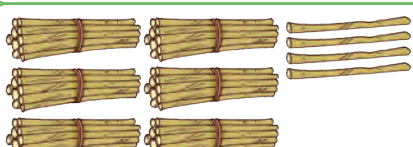
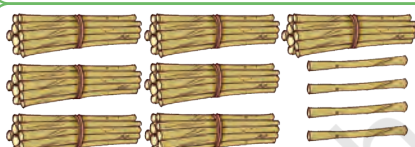


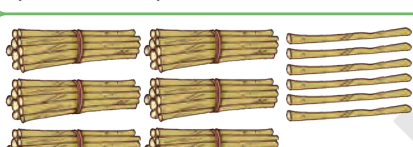

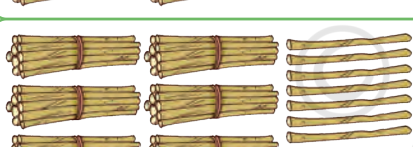
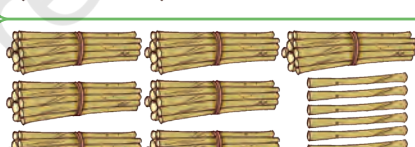
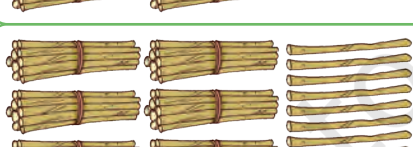
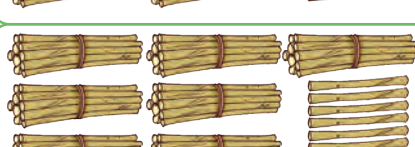

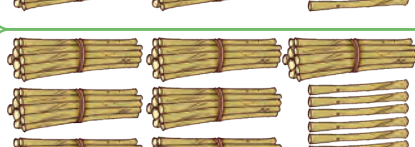
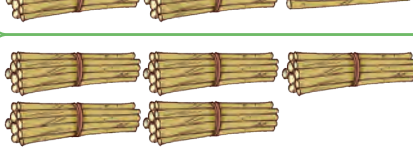
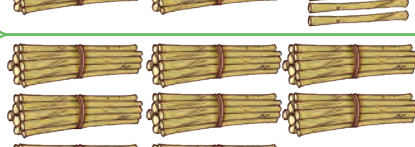


Count and write the numbers from 51 to 60

	51 Fifty One		<input type="text"/>
	52 Fifty Two		<input type="text"/>
	<input type="text"/> Fifty Three		<input type="text"/>
	<input type="text"/> Fifty Four		59 Fifty Nine
	<input type="text"/> Fifty Five		60 Sixty


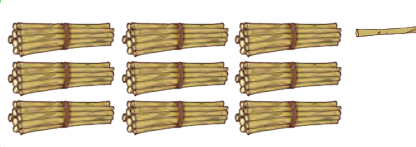

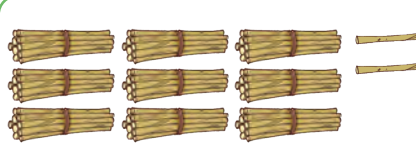
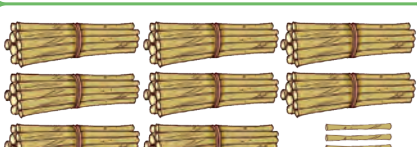
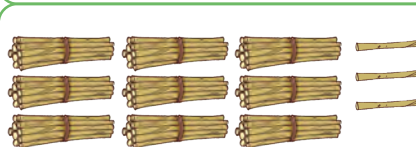
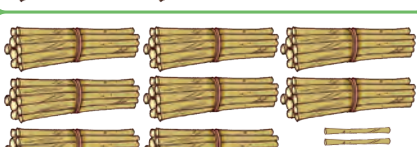
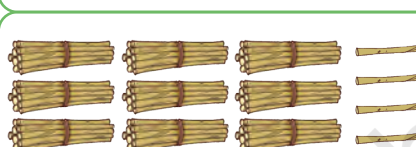
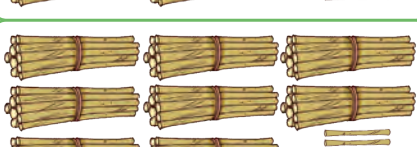

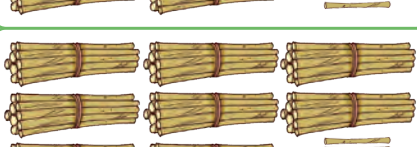

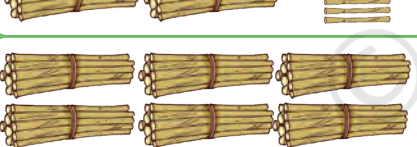
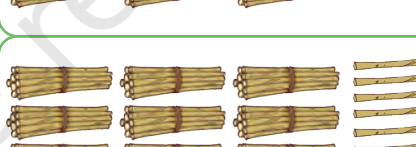
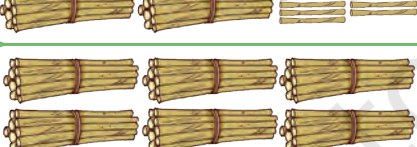
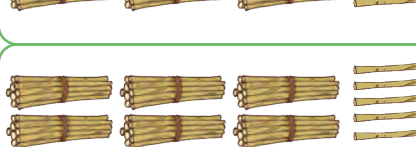

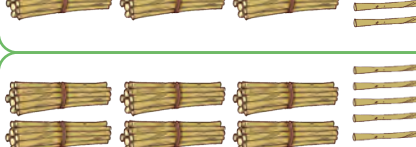
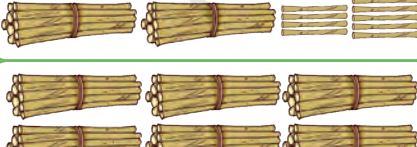
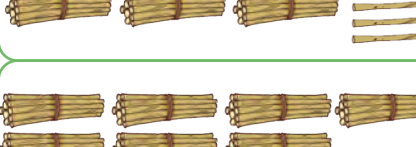



Count and write the numbers from 61 to 80

	61 Sixty One		71 Seventy One
	62 Sixty Two		72 Seventy Two
	<input type="text"/> Sixty Three		<input type="text"/> Seventy Three
	<input type="text"/> Sixty Four		74 Seventy Four
	<input type="text"/> Sixty Five		75 Seventy Five
	<input type="text"/> Sixty Six		<input type="text"/> Seventy Six
	<input type="text"/> Sixty Seven		<input type="text"/> Seventy Seven
	<input type="text"/> Sixty Eight		78 Seventy Eight
	<input type="text"/> Sixty Nine		<input type="text"/> Seventy Nine
	70 Seventy		80 Eighty



Count and write the numbers from 81 to 100

	81 Eighty One		91 Ninety One
	<input type="text"/> Eighty Two		<input type="text"/> Ninety Two
	83 Eighty Three		<input type="text"/> Ninety Three
	<input type="text"/> Eighty Four		<input type="text"/> Ninety Four
	<input type="text"/> Eighty Five		95 Ninety Five
	86 Eighty Six		<input type="text"/> Ninety Six
	<input type="text"/> Eighty Seven		97 Ninety Seven
	<input type="text"/> Eighty Eight		<input type="text"/> Ninety Eight
	89 Eighty Nine		<input type="text"/> Ninety Nine
	90 Ninety		100 Hundred





Let us Do

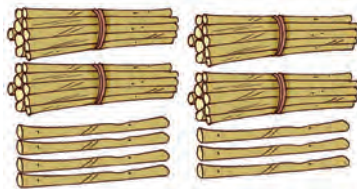
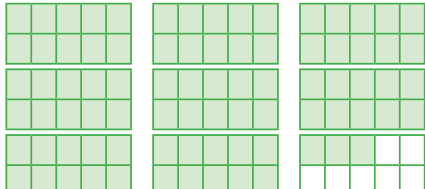

Tie a *ginladi* from one end to the other. Choose a random number (1 to 99) card. Attach the number cards at the appropriate place on the *ginladi* with a clip. Play with your friends using other cards also.



Use *ginladi* to add numbers. Ask about the numbers between any two given numbers.



Count and write the numbers.

Make a slide and ladder game by filling the missing numbers.

100		98	97	96	95		92	
81	82	83	84		86	87	88	90
80	79		77	76		74	73	72
61	62	63		65	66		68	69
	59	58		56		54	53	52
41	42	43		45			48	50
40		38	37	36		34	33	32
21	22		24	25		27	28	30
20	19	18	17	16	15		13	12
1	2	3		5	6		8	9

This game can be played outdoors (with a chalk draw squares with movable sticks and ropes as ladders and slides). Some task cards can be placed on the squares. Instructions can also be modified like jump to a number where the digits are exchanged, skip one number on your right and jump, etc.



Look at the Picture



Let us Talk

- A. Observe and discuss what is happening in the picture.
- B. What are the different things which you see in the given picture?
- C. How many houses are there?
- D. How many people are there in the picture?
- E. Guess how many lines are used to draw the leaves of a tree.
- F. Do you know the special name for this type of painting?
- G. Which part of India is famous for 'Warli' painting?



Make your own warli drawing.

