


2

OUR HOME

A. Warmer

Ask children to talk about the members of their family who live with them. Encourage them to think and discuss what they do at home and school. Encourage them to point out the difference in their activities at both places.

I am Amit. This is my home. It is at a village. It has three rooms. I live with my father and mother, brother and sister. My father is sitting on a sofa and my mother is sitting in a chair. They are talking to each other.





My brother is reading a book but my sister is playing with her beautiful doll.

My sister is under three. So she does not go to school.

My brother is in class V. He goes to school everyday.

My father works in an office. He goes there everyday in the morning and comes back in the evening.

He brings many things for us.

My mother is a homemaker. She takes care of us.

I play carrom and ludo with my brother and sister.

At night, we all sit together and have a chat. Sometimes we go out and have fun.

Words to know

everyday	इवरीडे	प्रतिदिन
come back	कम बैक	लौटना
homemaker	होम मेक(र)	गृहिणी
chat	चैट	बातचीत, गपशप
fun	फन	आनन्द
live	लिव	बसना, रहना
sofa	सोफा	सोफा
standing	स्टैण्डिंग	खड़ा
sitting	सिटिंग	बैठा हुआ



morning	मॉनिंग	सुबह
evening	इवनिंग	शाम
takes care of	टेक्स केय(र) ऑफ	देखभाल करती है
cook	कुक	खाना पकाना
together	टुगेद(र)	साथ-साथ

B. Let's Think and Tell

B.1. Answer the following questions orally in a word or phrase:

- What is your father's name ?
- What is the your mother's name ?
- Where do you live ?
- How many brothers and sisters do you have ?
- Who is your best friend ?

B.2. Say whether the following statements are true or false :

- The house has three big rooms.
- The house is small.
- The house is at a town.
- His sister is sitting on the sofa.
- Amit's brother is in class V.



C. Let's Think and Write

C.1. Answer these questions briefly :

1. Where does Amit live ?
2. What are Amit's parents doing ?
3. Where does Amit's father work ?
4. Who play(s) with Amit ?
5. What does Amit's mother do ?

C.2. Fill in the blanks with suitable words given in the box :

homemaker, everyday, together, things, doll

1. Amit's sister is playing with a
2. Amit goes to school
3. Amit's father brings many for him.
4. Amit's mother is a
5. At night, they sit

D. Let's increase word power


D.1. Match the pictures with the words that name them:



1. doll



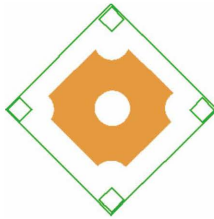
2. sofa



3. carrom board



4. football



5. television

E. Let's Learn

E.1. Look at the following sentences :

- (i) My father **is sitting** on a sofa and my mother **is sitting** in a chair.
 (ii) They **are talking** to each other.

Now match the words in column 'A' with the words in column 'B' and column 'C' to have sentences as shown in the examples given above.

A	B	C
1. My brother	is	playing football.
2. We	am	going to market.
3. She	are	writing a letter.
4. I		reading a book.



E.2. Look at the following sentences :

- a. **I have** a pen.
- b. **She has** a book.
- c. **They have** a ball.
- d. **We have** a bicycle.
- e. **You have** a doll.
- f. **He has** a sister.

Using the followings make sentences on the pattern shown in the examples given above :

I			bat
You	have		toy
We		a	book
They	has		house
She			brother
He			sister
			mango

E.3. Put capital letters and punctuation marks where necessary in the following sentences, as shown in the examples :



Examples :

1. **my** mothers name is **priya**
My mother's name is **Priya**.
2. **this** is my home
This is my home.
 - a. my name is radha
 - b. i am raj
 - c. sita and gita are going to school
 - d. what is your name
 - e. are you salma

F. Let's Talk

Work in groups and talk about the members of your family and what they do. One has been done.

I have a sister. She is younger to me. She studies in class I.

G. Let's Listen and Write

G.1. Dictation :-

The teacher will select a few words and sentences from the lesson and dictate them to the learners to ensure they listen to him/her properly and can spell the words correctly.



H. Let's Do

Collect pictures of one or two houses you like very much and paste them in the space provided :
