

## Study for Knowledge



### 9.1 Why to Study?

### 9.2 What are the resources for study?

### 9.3 How to study?

### 9.4 Where to study?

### 9.5 When to study?

#### Introduction

Students' progress depends on their study habits. Students get encouragement about study from many people. Along with encouragement, people often tell students – 'Do study', 'Plan your studies', but how to do this? This is the real problem of students. Once the student understands that he could do it, he puts in all the required efforts to achieve success under any circumstances.

Issues faced by students while planning their studies include main issues like school timings, tuition timings, exams, school and family environment, unavailability of books. In view of all these things and to offer 'success mantra' to students, this unit of study for knowledge is given here.

### 9.1 Why to Study?



#### Observe and Discuss

Observe the following images and enlist the reasons of changing scenarios. According to you, what is the reason with maximum impact?



9.1 : Changing life style



#### Remember it

**Goal :** It is necessary to be aware of the goal of life after completing formal education. Goal, which is huge and extensive can be achieved through rigorous and continual efforts. If the goal is set while pursuing education, the journey could be happier and successful.

In order to achieve the goal, it is necessary to set and plan specific objectives while studying. Objectives mean various efforts taken to achieve the goal. Following are the reasons why students should study –

- For acquiring knowledge and information
- For excellent success in examination
- For attaining good study habits
- For educational progress
- For livelihoods and professional progress
- For enhancing standard for living
- For becoming a successful individual
- For a happy and contented life
- For personality development

## 9.2 What should be the resources for study

(1) Text books (2) Reference books (3) Self written notes (4) Newspapers (5) Periodicals (6) Audio-visual resources (7) On-line resources (8) Off-line resources (9) Field visits etc. are resources for study.

- According to you, what should be the priority of using resources listed above for studying?

In order to start self-study, the key question is how to start the study, how to study. Let us see how to study by using all the resources mentioned above.

### (1) Textbooks

#### Using Text book for study :

Let us understand how to study the text book. Text book is an important resource for study. Each chapter from the text book should be read carefully and the content should be comprehended. If the content is in form of images, diagrams, charts, then it should be comprehended accordingly. In order to understand the meaning of difficult words, concepts that occur while going through the content, those should be discussed with teachers as well as appropriate reference books should be referred. Educational content of the chapter should not be studied just in form of question-answers, but should be comprehended in a wholesome manner. Chapter wise exercises should be solved after studying the chapter. Use of Guides should possibly be avoided because study done through self-study method lasts longer and helps further study.

Go through new text books, read and study carefully activities like recall a little, give it a thought, try it, list it, complete the chart, discuss, observe, express your opinion etc.

#### Reading text book in classroom teaching :

Text books are regularly used in daily classroom teaching. Use of text books in classroom is dependent on the teaching subjects i.e. for language subject teaching, it is necessary that students have their text books with them. Similarly having text book is essential for learning other subjects as well.

While reading the text book, it is not expected to just read the key units, subunits

and key concepts. Deep reading and immediately discussing with subject teacher the part of chapter or content in case not understood and seeking their appropriate guidance, is possible. Also, it is important to write appropriate notes while reading the text book in classroom teaching.

### (2) Reference books

#### Using reference books for study :

When books are created the content is included as per the need. For detailed and better understanding of content, for understanding deeper meaning of difficult words, technical words, conceptual terminologies as well as to understand comprehensiveness of the content, use of books as well as literature proves to be more effective.

Reference books help the student to understand content of the text book in more details, with ease as well as to understand more information easily. Hence a list of reference books is given in every book so as to enable student gain detailed information.

If more than one reference books are available for a text book or for a chapter from a text book to have concept clarity, those can be used appropriately for better ease in comprehension of the content. Reference books guide the students.

### (3) Self-written notes

#### Short but meaningful notes / notes taking -

Taking notes means writing important points of the subject under study for memorizing. Notes are of two types. One- notes taken during classroom teaching and second – notes taken for each chapter after reading the text book.

Taking notes while classroom teaching is ongoing is helpful from the point of view of memorization because while revising or studying again, the notes from the classroom boost confidence and it helps to revise.

Memorizing through listening is proportionately less and memorizing through writing is more.

Brain is more active while taking short but meaningful notes in the classroom because both the activities - listening and writing are

being performed simultaneously by the student. Efficiency is more in this case.

For good study, short, comprehensible, meaningful notes taking is a good habit. Presentment of written notes and passages can be more effective by using charts.

While taking notes, those can be abridged by using diagrams and graphs.

While taking notes in the classroom or from the text book, those should possibly be written first in draft mode or by using a pencil. The draft work could then be written neatly by referring appropriate resources. Separate notebook should be used for each subject. Notes should be date wise. Empty space should be kept for making improvements to notes.

While taking notes from internet, the same information should be validated from more than one resources. Note the source and date of information. Content available on Internet websites, e-books, videos, audios, blogs and such media should be carefully comprehended and notes should be taken in one's own language.

#### (4) Newspaper :

For general knowledge it is important to read articles based on current affairs in newspaper.

While studying the text book, an article from a newspaper can be studied as a reference to know meaning of a word or to collect some additional information in that context. It is not necessary to study the entire newspaper however for appropriate references newspaper articles should be studied carefully.

- Which educational articles from newspaper do you read?

#### (5) Periodicals

While studying the text book, student refers to information and articles from various magazines and periodicals and attains deeper knowledge. Articles from magazines and periodicals have the experiences and related knowledge attained by the writer. So periodicals and magazines are considered to be the knowledge resources for experienced based deep knowledge.



#### Make List

- Make List of the periodicals you read regularly. On which subjects have you read the articles from the periodicals? What is your learning?

#### (6) Audio – visual resources

Audio-visual resources make positive impact on study. CD, Doordarshan, UGC, History and other educational channels often telecast various educational programs. These programs offering guidance for different knowledge disciplines and useful for different age groups should be watched to seek help for one's own study.

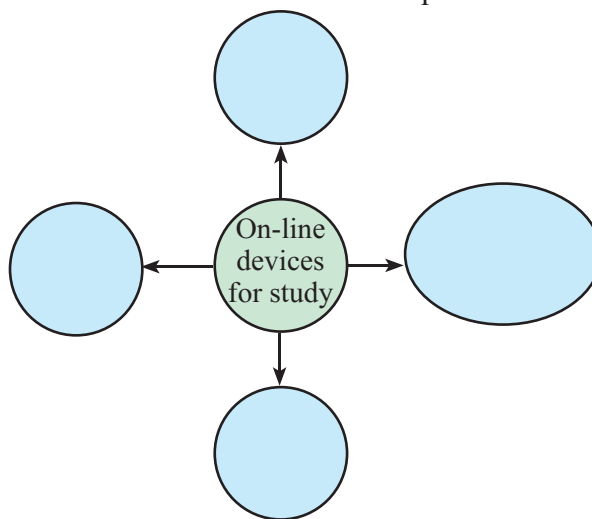


#### Make List

- Which educational programs do you watch on TV? Make a list.

#### (7) On-line resources of study

- Fill in the information in the space below.



#### 9.2 : On-line resources for study

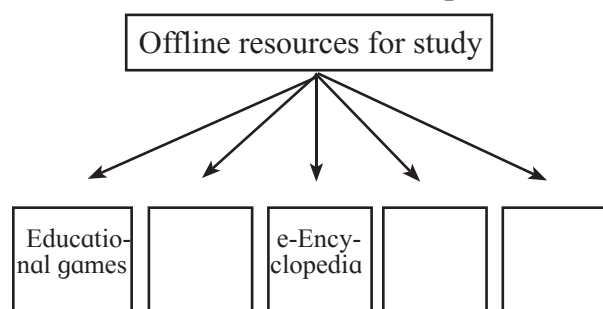
Information on various subjects taught under different knowledge disciplines of your program, the diagrams, images along with their meaning, in easily comprehensible language and with number of examples is available on internet. It must be used appropriately for knowledge attainment. Information on the internet should be validated for its correctness.

The vast ocean of knowledge in the form of internet is available for learning.



### (9) Off-line resources of study

- Fill in the information in the space below.



9.3 : Off-line resources of study




### Observe and Discuss



9.4 : Student-Teacher Interaction

- According to you, what is the importance of discussion in study as shown in the above image?



9.5 : Field visit

- According to you, how can you collect information from such field trip?

### 9.3 How to study?

How deep and long lasting is your study of any subject, depends on many factors. The most important factor is – what is the method of the study. Normally, everyday classroom teaching and available resources are used to study. Using various resources skillfully is essential.



**Think**

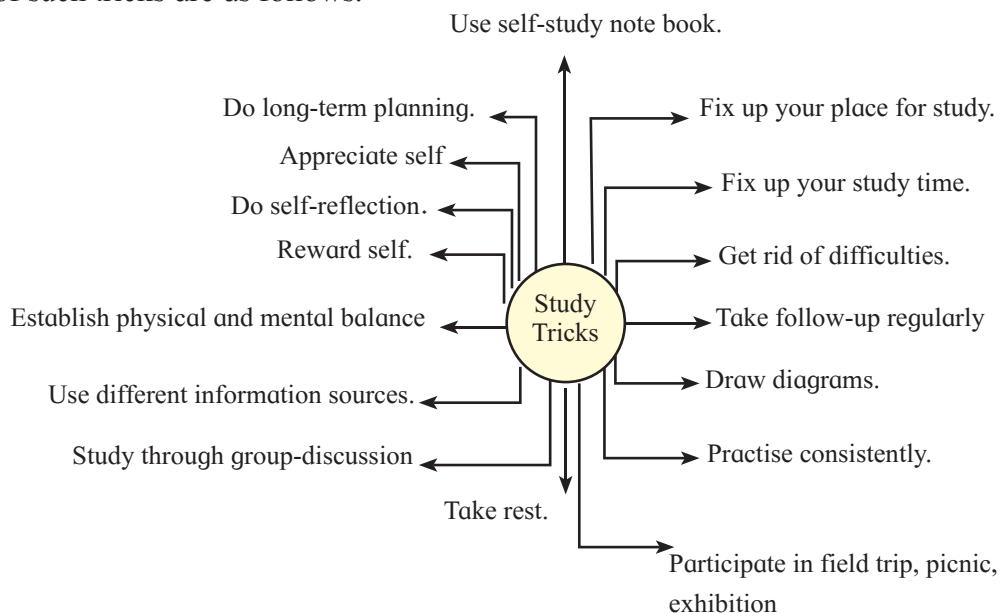


9.6 : Sitting postures for study

From the above image, what is the appropriate posture for study? Mention and follow it yourself in your study.

#### • Study tricks-

While studying; use of various study tricks can be used to make the study easy and simple. Some of such tricks are as follows.



9.7 : Study Tricks



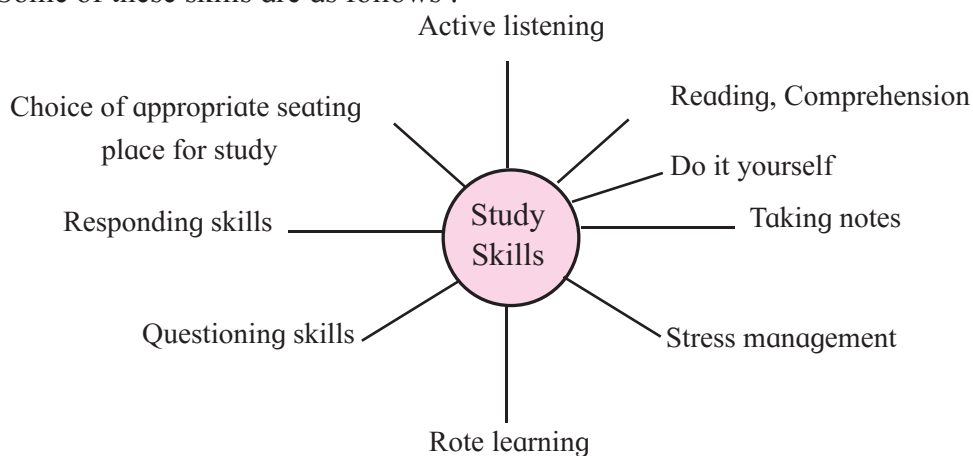
## Know Yourself

Before studying, one must know what is his/her learning style. With the help of list below, identify what type of learner you are.

### • Types of learners according to learning styles –

- Visual learners → images, diagrams, maps, charts, multimedia is preferred for learning
- Auditory learners → audio and sound based auditory resources are preferred for learning
- Kinesthetic learners → learning through doing is preferred
- Linguistic-verbal learners → written or textual resources are preferred
- Logical-mathematical learners → logical and mathematical resources are preferred
- Social learners → real social observation based resources are preferred
- Self-oriented learners → self-reflection and self – reliant learning resources are preferred

**Study Skills** - In order to study well, certain activities are essential for which some skills are necessary. Some of these skills are as follows :-



9.8 : Study Skills



## Use Your Brain

- What are different methods and techniques of study?

### 9.4. What should be the place of study?

It is important to have an engaged mind and concentration while studying. Retaining concentration also depends on the place we choose to sit for studying. Surrounding makes a positive or negative impact on the study.

Generally, following are the places for studying.

- |               |                |                  |         |
|---------------|----------------|------------------|---------|
| • Classroom   | • Library      | • School campus  | • Home  |
| • Study group | • A study room | • Specific place | • Other |




### Remember it

Do's	Don't's
• Fix up study time for effective and impactful study.	• Studying in a chaotic situation
• Using mobile for academic work.	• Extensive and undesirable use of mobile, TV and social media
• Plan daily routine and time table for study.	• Waste of time
• Choose appropriate peer friend or study group	• Thinking that study is only for exams.
• Appreciate and encourage self.	• Laziness and carelessness
• Concentration, consistency, practice	• Continuous Complaining
• Discussions with friends	• Over confidence

### 9.5. When to study?

- Discuss with your classmates.



9.9 : Discuss with student friends

- Which time of the day do you find most effective for your study? why?



### Remember it

Out of 24 hours of the day, fix up the time for your study whenever you study with full concentration. Everyone's study time with concentration could be different. For achieving success, consistent and regular study is important.

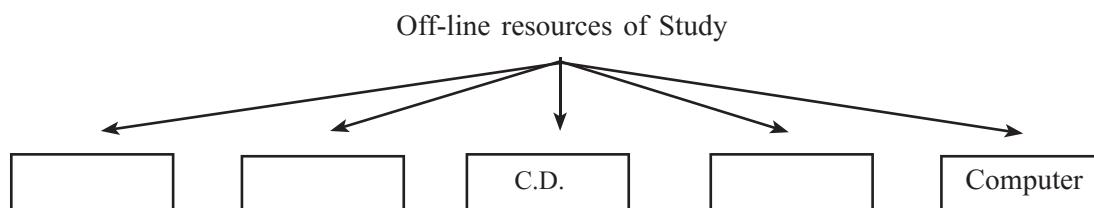


### Do This

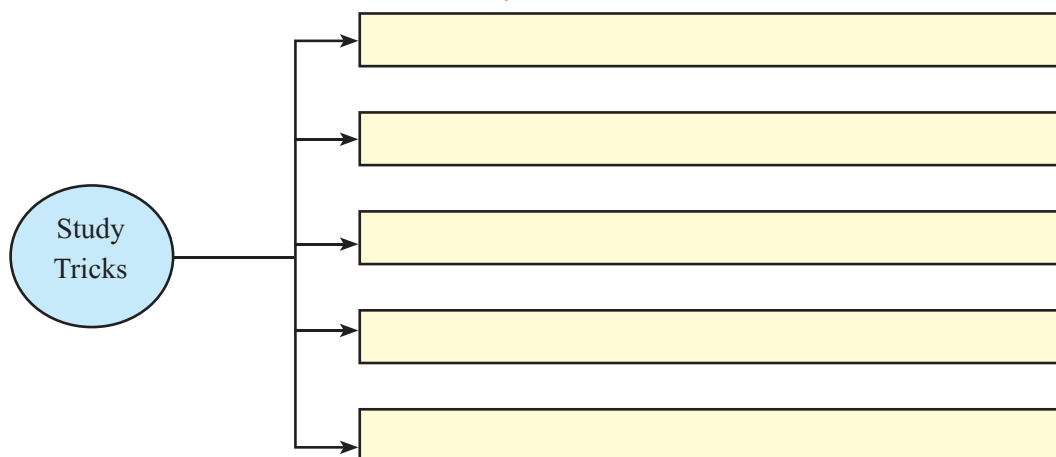
- Read the interviews of the meritorious students of X<sup>th</sup> and XII<sup>th</sup> of last three years published in newspapers. What inspiration did you get from these successful students?

\*\*\*

**Q.1 Fill in the blanks below.**

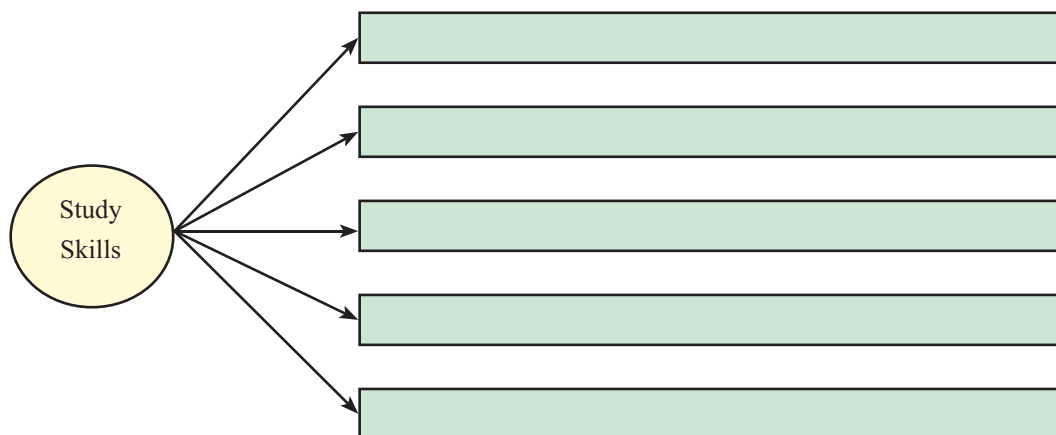


**Q.2 Fill in the blanks with different study tricks.**



**Q.3 Describe learning style of your two friends.**

**Q.4 Fill in the blanks with different study skills.**



**Q.5 Write descriptive answers for the following.**

- (1) According to you what are the best places for studying? Justify.
- (2) For your effective and impactful study which things will you avoid?
- (3) According to you, why is it necessary to study?
- (4) Describe the importance of on-line study resources in your own words.
- (5) Describe the need of off-line study resources in your own words.

\* \* \*