

Once there was a Kothimbu (one fruit).

It was running fence by fence.

There came one crow.

By seeing it crow wanted to eat the Kothimbu.

Crow had opened its beak to eat Kothimbu, it said :

“Bapu ! you can not eat me by dirty beak.

First find some water and wash it.”

Crow went near the well to wash its beak. It said to the well :


**Well, well, O’well !**

**Here comes a crow.**

**Give me water  
to wash my beak.**

**So that I can eat  
Kothimbu.**

**It’s “Yummy Yummy”**



Well said : “If you want water go to the potter and bring a pot then fetch water. Crow flew away to the potter and said :



**“Potter, Potter, O ! Potter !**

**Here comes a crow.**

**Give me a pot**

**To fetch water**

**To wash my beak**

**To eat Kothimbu.**

**It’s, “Yummy Yummy.”**



Potter said : “Bring some clay so that I can make a pot.”

So, crow went to *Timba* (Hip of soil).

**“Timba, Timba O! Timba !**

**Here comes a crow.**

**Give me clay,**

**To give to the Potter,**


**To make a pot,**

**To fetch water**

**To wash my beak**

**To eat *Kothimbu*.**

**It’s, “Yummy Yummy.”**



*Timba* said : Take horn of a deer, who said no to you ?”

Crow flew away to Deer and said :



**“Deer, Deer O ! Deer !**

**Here comes a crow.**

**Give me a horn,**

**To dig soil,**

**To give to the Potter,**

**To make a pot**

**To fetch water**

**To wash my beak**

**To eat *Kothimbu*.**

**It’s, “Yummy Yummy.”**



Deer said : “You come to me and take my horn. Go and ask the dog, it will kill me.”

Crow went to dog and said :

**“Dog, Dog O ! Dog !**

**Here comes a crow.**

**To scare the deer,**

**So I can take its horn**

**and dig soil**

**To give to the Potter**

**To make a pot**

**To fetch water**

**To wash my beak**

**To eat *Kothimbu*.**

**It’s, “Yummy Yummy.”**



Dog said : “O ! *Bhai*, I am too hungry. Bring milk of cow so that I can drink it and scare the deer.”

The crow went to the cow and said :



By enacting the story, children will enjoy and also understand the sequence of events. Provide opportunities for their creative expressions and encourage them to do hands-on-activities on their own.

**Cow, Cow, O ! Cow !**

**Here comes a crow.**

**Give me milk**

**To give to the dog**

**To scare the deer**

**To get horn**

**To dig soil**

**To give to the Potter**

**To make a pot**

**To fetch water**

**To wash my beak**

**To eat *Kothimbu*.**

**It's, "Yummy Yummy."**

Cow said : "I am very hungry.  
Give me grass and feed me, then  
take my milk."

Then crow went to bring grass  
from field and said :

**Field, Field O ! Field !**

**Here comes a crow.**

**Give me grasses,**

**To give to the cow,  
To fetch milk from it,**

**To drink the dog,**

**To scare the deer,**

**To get horn**

**To dig soil**

**To give to the Potter**

**To make a pot**

**To fetch water**

**To wash my beak**

**To eat *Kothimbu*.**

**It's, "Yummy Yummy."**

Field said : "O! Bhai, bring sickle  
from blacksmith and cut the grass."

Crow went to blacksmith and  
said :

**Blacksmith, Blacksmith O !**

**Blacksmith !**

**Here comes a crow.**

**Give me sickle,**

**To cut grass**

**To give to the cow,**

**To fetch milk**

**To drink the dog,**

**To scare the deer,**

**To get horn**

**To dig soil**

**To give to the Potter**

**To make a pot**

**To fetch water**

**To wash my beak**

**To eat *Kothimbu*.**

**It's, "Yummy Yummy."**

Blacksmith said : "Take this sickle."

Crow took a sickle and went to the  
field; it took some grass and fed the  
cow. Then took her milk and gave to  
the dog to drink. The dog ran to scare  
the deer so it gave a horn. With that  
horn the crow dug the soil and gave it  
to the Potter. The Potter make a pot,  
then crow had fetched water and  
washed its beak and ate *Kothimbu*.



## Think and Write :

\* Why did the crow need a pot ?

---

---

\* Who all helped the crow to make the pot ?

---

---

\* What things did the potter need ?

---

---

\* Are there utensils made of clay in your house ? Which are these ?

---

---

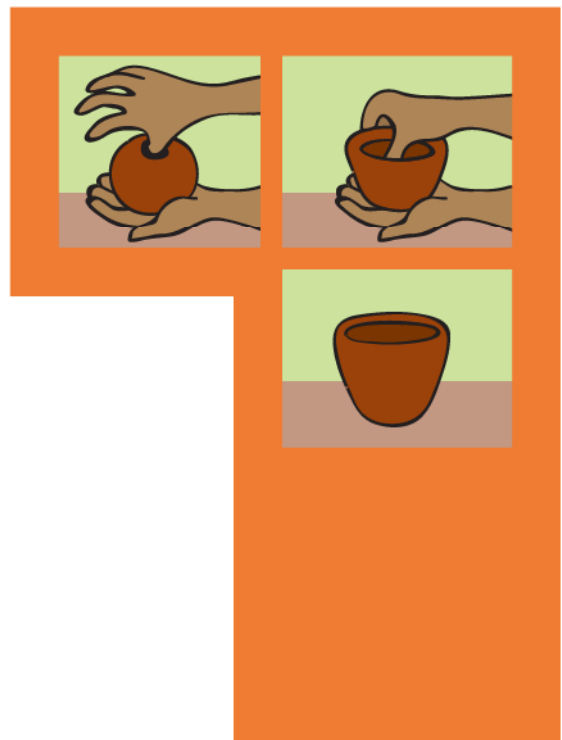
If someone gives you clay, will you be able to make some utensils from it ?



## A bowl from a ball of clay :

Knead clay and make a big ball.


Using your thumb make a small pit in the centre by pressing so that it looks like a bowl. Leave it to dry and then decorate it. You can put things you like in this bowl.



### \* A bowl from a roll of clay :

Knead some clay with water. Keep aside some clay mixed with water. This will serve as glue to bind two different pieces of kneaded clay.

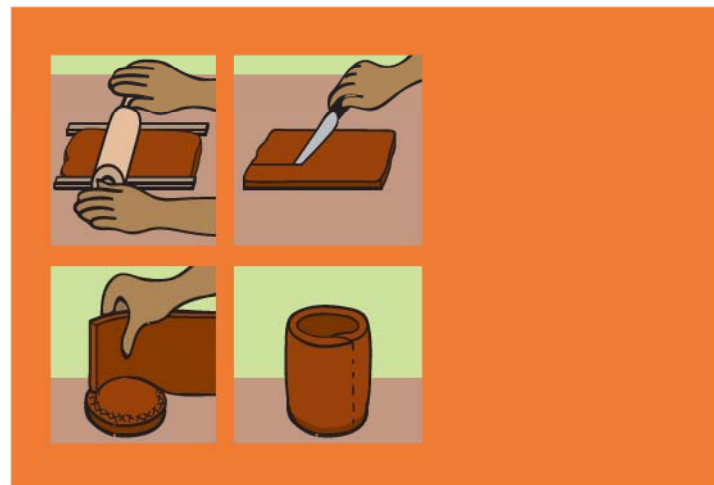
Take a part of the kneaded clay and roll it like a thick chappati. This will be the base of the bowl. Roll the rest of the kneaded clay like a snake. Fix the snake shaped clay on the base to make a pot as shown in the picture.



### Think and Tell :

#### \* A pot from a *chapati* of clay

- \* Look at the picture and make a pot.
- \* What will happen if you store water in these pots overnight ?
- \* We often keep water in a clay pot at home or in the school. Why do these pots not get spoilt by the water ?



- \* Have you ever seen bricks or pots being baked in a kiln ?



The clothes of the children will become a little dirty while making pots with clay, but they will enjoy 'learning by doing'.

- \* Long, long ago, when people did not have any pots, what did those people do ?



### Think and Write :

- \* Imagine – one day all the pots disappear from the world. What will happen in your house ?

---

---

---

---

---

---

---

---

---

### Do you Know ?

Many, many years ago, there was a time when people had no pots. They started feeling the need to store and cook food. After a lot of effort and thinking, people learnt to make pots. In the beginning, pots were made of stone and clay. People made pots of stones by digging and scraping stones with their hands. They made pots of clay by kneading the clay and shaping them with their hands. People also discovered that clay pots could be made stronger by baking them in fire.