

UNIT - 1

Where Were You ?

ACTIVITY -1

1. નીચે આપેલા ગીતનું અભિનય સાથે ગાન કરો.

There were five in the bed,
And the little one said,
Roll over, roll over, roll over,
So they all rolled over,
And one fell down.



There were four in the bed,
And the little one said,
Roll over, roll over, roll over,
So they all rolled over,
And one fell down.



There were three in the bed,
And the little one said,
Roll over, roll over, roll over,
So they all rolled over,
And one fell down.



There were two in the bed,
And the little one said,
Roll over, roll over, roll over,
So they all rolled over,
And one fell down.

There was one in the bed,
And the little one said, "Good night."

- ગીતમાંથી ઉદાહરણ મુજબ rhyming word શોધો.

- | | |
|-------------------|---------------|
| • red, <u>bed</u> | • sand _____ |
| • right _____ | • food _____ |
| • tall _____ | • bell _____ |
| • tree _____ | • brown _____ |
| • alive _____ | • more _____ |

ACTIVITY - 2

ચિત્ર ધ્યાનથી જુઓ અને નીચે આપેલા ચિત્ર આધારિત પ્રશ્નોના જવાબ લખો.



1. There are some children in the garden - Count them.

Number of Boys : [] Number of Girls : []

2. Write their names :

_____, _____, _____, _____, _____, _____, _____, _____, _____, _____

3. Where is Mahesh ?

4. Where are Sona and Mona ?

5. Are Jay and Sanjay on the see-saw ?

6. Is Nirav behind the tree ?

7. Who is on the slide ?

8. Who are skipping ?

9. What is Reshma doing ?

10. What are Sunita and Geeta doing ?

ACTIVITY-3

(A) નીચેના સંવાદ સાંભળો અને વાંચો.

(a) Teacher : Ramesh, give me your sharpener please.

Ramesh : Here it is, ma'm.

Teacher : Thank you, put it on the table.

(b) Ila : Jayant, put your eraser on the table.

Jayant : Oh, sure !

Ila : Thanks.

(c) Daxa : Give me your sketch-pen, Divya.

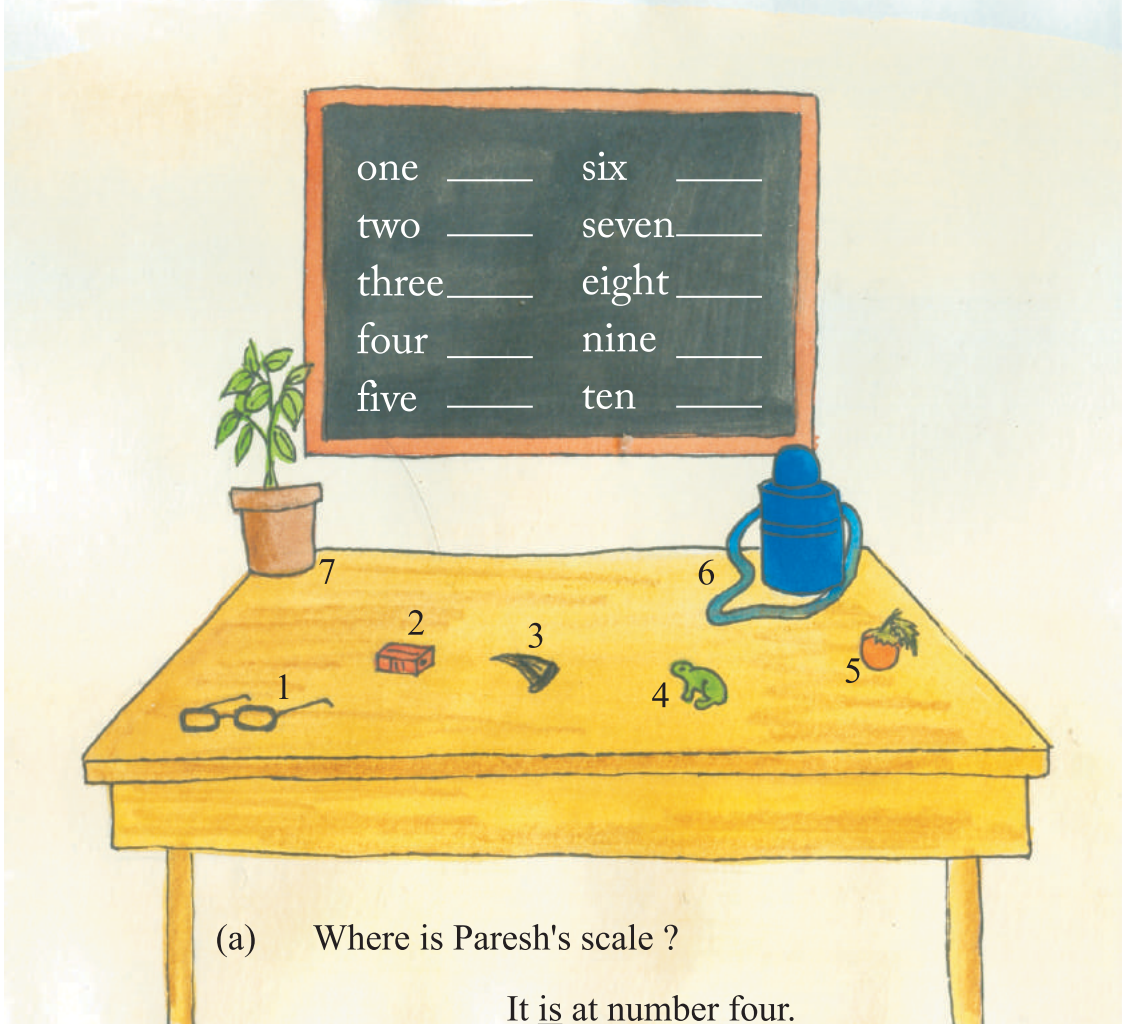
Divya : No sketch-pen, sorry!

Daxa : Ok, give me your hair pin.

Divya : Here it is.

જોડીમાં કામ કરો. આવા સંવાદો બનાવો અને વર્ગ સમક્ષ રજૂ કરો.

(B) તમારી વસ્તુઓની મદદથી શિક્ષક પ્રવૃત્તિ કરાવશે. તે પ્રવૃત્તિ કરો. તે માટે નીચે જેવા સંવાદ તમને ઉપયોગી થશે.



(a) Where is Paresh's scale ?

It is at number four.

Where was Paresh's scale ?

It was not at number eight.

(b) Where was Mayuri ?

Mayuri was near Mansi.

Where is Mayuri ?

Mayuri is near the green board.

ACTIVITY- 4

જૂથમાં કામ કરો. તમારા જૂથના સભ્યોની હાજરીની વિગત નીચેના પત્રકમાં ભરો.

No.	Name	Monday	Tuesday	Wednesday	Thursday	Friday	Saturday
1	Rajesh	P	P	P	A	P	P
2	Priya	P	A	A	A	P	P
3							
4							
5							
6							

- Were you present on last Monday ?
Yes, I was.
- અહીં આપેલ ઉદાહરણ પ્રમાણેના વાક્યો બનાવો અને વર્ગમાં રજૂ કરો.
 1. Priya was absent on Tuesday.
 2. Rajesh and Priya were absent on Thursday.
 3. Rajesh was present on Wednesday.



- તમારા શિક્ષક ગઈકાલની અને આજની ગેરહાજરીની વિગતો બોર્ડ પર નોંધશે. તે માટે તમને પ્રશ્ન પૂછશે. તેના જવાબ આપો.

ઉદા. Teacher : Who are absent today ?
 Class : Mayuri, Nirali, Jigar, Sandeep and Nancy.
 Teacher : Who were absent yesterday ?
 Class : Parag, Neelam, Janak, Mohsin and Mayuri.

ACTIVITY-5

અહીં કેટલીક વ્યક્તિઓની વિગત આડા અવળી થઈ ગઈ છે. નીચે આપેલા વાક્યો વાંચો અને તે વિગતોને યોગ્ય રીતે જોડો.

Het	at the post office	last Sunday
Vandana	on her farm	last week
Dr. Shah	at Mahendra's office	today morning
Jasmin and Chameli	at the circus	yesterday
Mrs. Vaghela	in a meeting	last night
Bharti and Kalpesh	in the hospital	on Monday

Ex. Het was at the circus last night.

- Dr. Shah was in a meeting last week.
- Jasmin and Chameli were in the hospital on Monday.

Absent	
Yesterday	Today
Mayuri <u>was absent</u> yesterday.	Mayuri <u>is absent</u> today.

3. Vandana was at the post office today morning.
4. Bharti and Kalpesh were at Mahendra's office today morning.
5. Bharti and Kalpesh were in the hospital last week.
6. Mrs. Vaghela was on her farm last Sunday.
7. Vandana was on her farm yesterday.
8. Dr. Shah was in the hospital today morning.

- જૂથ કાર્ય કરો. અહીં આપેલી જગ્યામાં આવી વિગતો લખો અને તેને જોડવા જરૂરી વાક્યો તેની નીચે લખો. તમારા જૂથનાં પુસ્તકો બીજા જૂથની સાથે અદલાબદલી કરી જોડકાં જોડો.



ACTIVITY- 6

જૂથમાં કામ કરો. તમારા મિત્રો સાથે સવાલ જવાબ કરી નીચે આપેલા કોઠામાં વિગતો ભરો. તમારી વિગતો વર્ગસમક્ષ રજૂ કરો.

Ex.

Madhav : Where were you at 7.00 in the morning yesterday ?

Pallav : I was in the dairy.

Friends Name	at 7 in the morning	at 9.00 am	at 3.30 in the afternoon	at 5.00 pm	at 7.00 in the evening
Pallav					

Pallav was at Naren's house at 3.30 in the afternoon.

ACTIVITY-7

તમારા શિક્ષક ચિઢી આપે તે સ્થળે સંતાઈ જાવ. દાવ લેનાર તમને પકડી ના પાડે તે જોજો. દરેક દાવ પછી વર્ગમાં જઈ કહો કે તમે ક્યાં સંતાયા હતા.

Teacher : Where were you, Menka ?

Menka : I was under the last bench.



પ્રવૃત્તિ-૭ની સંતાવા માટેની ચિઢીઓ.

in principal's office

on the neem tree

in the computer room

in class seven

under the table


near the water tank

ACTIVITY-8


It was a Cold Day

Last year, there was one really really bad day. It was Monday. Usually, there are about 25 students in my class but that day, there were only 5 students ! It was really cold. It was raining a lot. It was dark and gray outside. There was no sunshine. I think the students weren't at school because they were sick. They were at home. May be they were in bed.

Mr. Joshi is our class teacher. He is always at school. He is never at home on Monday. Last Monday was no different. He was not at home. He was in the classroom and it was cold ! He was not in warm clothes. In fact, all the students felt cold. It was freezing. The school was like a refrigerator. Our room was like a freezer ! And Mr. Joshi was like ice ! The small class was cold, cold, cold ! It was raining heavily. I left the school early.



The rain stopped at night. Next day the Sun was shining. so everything was ok. There were 25 students, not only 5. But where was Mr. Joshi ? He wasn't there. He was at home, sick in bed !



• ઘટનાને આધારે ખાલી જગ્યા પૂરો.

1. The weather was _____ and rainy.
2. It was dark and _____.
3. Many students were not at the _____.
4. There was no _____.
5. Lots of students _____ sick at home.
6. Mr. Joshi was at home, _____.
7. The _____ was like a freezer.
8. The school was like _____.
9. The _____ stopped at night.
10. Mr. Joshi was _____ next day.




• નીચેના વિધાનો સામે **True** અથવા **False** લખો.

1. There were 5 students in the class that Monday. []
2. It was warm on Monday. []
3. Mr. Joshi was present that Monday. []
4. Mr. Joshi was at school the next day. []
5. Mr. Joshi and students felt cold the next day. []

ACTIVITY- 9

અર્ચના નામની છોકરી દરરોજ ડાયરી લખે છે, પરંતુ કેટલાક દિવસોની ડાયરી લખવાનું ચૂકી ગઈ છે. તે પોતાની મમ્મીને પૂછીને લખે છે. અર્ચના અને તેમની મમ્મીનાં સંવાદ નીચે આપેલા છે.



Archana : Mummy, please tell me, where were we last Sunday ?

Mummy : We were on the farm.

Archana : Oh ! yes. What was the name of that big tree ?

Mummy : Big tree ?

Archana : One near the well.

Mummy : Yes. That was an Amla tree.

Archana : Ok. Where was I on Friday afternoon ?

Mummy : On Friday, what was the date ?

Archana : It was the 11th of this month.

Mummy : We were in the 'Dudh Sagar Dairy'.

Archana : And mummy on the 12th ?

Mummy : You and your friends were at the library.

Archana : Oh, yes. I remember now. I was there with my friends. And
on the 10th of this month ?

Mummy : On the 10th of this month. You were at the doctor's clinic.

Archana : Yes, but I will not write that.

Mummy : Why not beta ?

Archana : No ! No ! It was a bad experience.

Mummy : But it was a real experience. So, please write it.

- ઉપરના સંવાદને આધારે નીચેના કોઠામાં અર્થનાની વિગતો નોંધો.

Time	Place	People
last Sunday	_____	Archana, Mother, Father
_____	in the library.	Archana, Salim, Tina
on 10 th of this month	_____	_____
_____	in the Dudh Sagar Dairy.	_____.
_____	_____	_____

હવે આ વાક્યો બોલો :

Archana was on the farm last Sunday.



ACTIVITY- 10

કૌંસમાં આપેલા શબ્દોનો ઉપયોગ કરી ખાલી જગ્યા પૂરો.

(am, is, was, were, are)

- Today _____ Saturday.
- Yesterday _____ Friday.
- This year I _____ in class VI.
- Last year I _____ in class V.
- This week we _____ in school.
- Last week we _____ in park.
- My friends _____ here today.
- They _____ not here yesterday.
- આવાં બીજાં વાક્યો બનાવો.

1. _____
2. _____
3. _____
4. _____

ACTIVITY- 11

11. તમારા પરિવારના સભ્યો વિશે નીચે પ્રમાણે વિગતો નોંધો.

<u>Who</u> (family members with names)	<u>When</u> (Birth Date)	<u>Where</u> (Birth Place)
Mother :		
Father :		

આ વિગતોને આધારે નીચેના પ્રશ્નોના જવાબ આપો.

1. What was the age of your father in 2008 ?
2. Where was your brother / sister born ?
3. Where was your mother born ?

4. When was your sister/brother born ?

5. What is your mother's birth date ?

- વર્ગમાં ચકાસો કે તમારા પરિવારના સભ્યને મળતી આવતી Birth date, Birth place કે નામ જેવી વિગતો બીજા કોઈ વિદ્યાર્થીના પરિવારમાં છે કે કેમ ? જો સરખી વિગતો હોય તો વર્ગ સમક્ષ રજૂ કરો.

Example.

My Father and _____'s _____ were born at the same place.

ACTIVITY-12

ઉદાહરણ પ્રમાણે નીચેના વાક્યો આપેલી જગ્યામાં લખો આ પ્રવૃત્તિથી તમે શું શીખ્યા તેની વર્ગમાં ચર્ચા કરો.

ઉદાહરણ: Hello, 108 service. How can I help you?

He111o, 1108 service.

How can I help you?

- An accident here. At the National Highway number 8.

□□ □□□□□□ □□□□
□□ □□□ □□□□□□□ □□□□□□ □□□□□□ □□

- Ok. Ok. We are sending the ambulance right away.

□□□ □□□ □□ □□□ □□□□□□□
□□□ □□□□□□□□ □□□□□ □□□□□

- Thank you. Please make it fast.

□□□□□ □□□□ □□□□□ □□□□ □□ □□□□□

- Yes, sure. Is this your cell number?

□□□□ □□□□□ □□ □□□□ □□□□ □□□□ □□□□□□□

- Yes, it is my number. My brother is injured.

□□□□ □□ □□ □□ □□□□□□□
□□ □□□□□□□ □□ □□□□□□□□

- What is the blood group of your brother?

□□□□ □□ □□□ □□□□□
□□□□□ □□ □□□□ □□□□□□□□



- It is O+.

□□ □□ □□□

- Ok, sir. The ambulance is on the way. You will get calls from us. Please stay in touch with us.


□□□ □□□□ □□□ □□□□□□□□ □□ □□
□□□ □□□□ □□□ □□□□ □□□ □□□□ □□□□ □□□

- I will. Thank you.

□ □□□□□ □□□□□ □□□□


13. Project Work


ધોરણ ૫ થી ૮ ના ગુજરાતી / સા. વિજ્ઞાન / વિ. ટેકનોલોજીના પાઠ્ય પુસ્તકમાંથી ગુજરાત / ભારતમાં થઈ ગયેલી મહાન વિભૂતિઓ વિશે માહિતી મેળવો. તેમના ફોટા ચોંટાડીને દરેક વિશે બે ત્રણ વાક્યો લખો.





Gandhiji


- Gandhiji was born at Porbandar.
- He was a freedom fighter.











HELPLINE

3.(B) પ્રવૃત્તિ કરવાથી ભેગી થયેલી વસ્તુઓ શિક્ષકના ટેબલ પર ચોક્કસ ક્રમમાં ગોઠવાયેલી હશે. આ વસ્તુઓનો ક્રમ શિક્ષક બોર્ડ પર લખશે. દરેક જોડી તે ક્રમની સામે વસ્તુનું નામ લખે.

ઉદાહરણ 1. One - English Text book.
2. Two - Divya's Hair pin

- શિક્ષક વસ્તુઓના સ્થાન અંગે પ્રશ્નો પૂછશે. વિદ્યાર્થીઓ જવાબ આપશે.

Where is Neha's water bottle ?
It is at number seven.

- બોર્ડ પરથી વિગતો ભૂંસી, વસ્તુઓ પર કપડું ઢાંકી ફરીથી સવાલ-જવાબ કરવા.

Where is Jayesh's Compass box ?
It is at number nine.

- વસ્તુઓ ટેબલ પરથી હટાવી લઈને શિક્ષક વસ્તુઓની જગ્યા વિશે બોલશે.

1. Neha's water bottle was at number seven.
2. Jayesh's compass box was at number nine.

- આમ, દરેક વસ્તુની માહિતી આપ્યા પછી શિક્ષક પ્રશ્નો પૂછશે.

Teacher : Where was the water bottle ?
Students : The water bottle was at number seven.

- આ રીતે વસ્તુઓને વર્ગમાં જુદી જુદી જગ્યાએ મૂકીને on/in/near/under ની મદદથી સવાલ-જવાબ કરી શકાય. વર્ગખંડની મુખ્ય વસ્તુઓ અને વિદ્યાર્થીઓની જગ્યા બદલાવીને પણ Where was Niraj ? જેવા પ્રશ્નો પૂછી મહાવરો કરાવવો.

- બોર્ડ પર is/was એમ ભાગ પાડી જવાબો ત્યાં નોંધવા.

ઉદાહરણ

is	was
Niraj is in the teacher's chair.	Niraj was on bench number five.