
CBSE Class 3 mathematics
NCERT Solutions
Chapter -1
Where To Learn From

PAGE 1

1. Dheeraj said he had looked at the car from the terrace. Do you think his funny drawing is right?

Ans. Yes, Dheeraj's funny drawing is right.

2. Have you looked at things from different sides? Do they look the same or different?

Ans. Yes, I have looked at things from different sides. They look different when seen from different sides.

3. Look at the pictures drawn here. How does the table look from the side? Which picture is from the top?

Ans. The table look from the side as shown in the adjoining figure. The adjoining picture is of the table as seen from the top.



4. Some pictures are drawn below. Imagine how these things will look if seen from the top.



Will they look like this?



Ans. Yes, they look like this when seen from the top.

Page 2

Practice Time

5.(a) A cat is peeping into a classroom. Can you help her find out where the teacher is?

Ans. The teacher is sitting on the chair just opposite to the students.

(b) Here are some pictures. Find out from where you have to look to see the things this way.

Ans. To look to see the given things in the way these are shown should be looked from the place indicated under them:

Staircase	Staircase	Table
Side	Front	Top
Chair	Pencil	Bus
Side	Top	Side

(c) Draw top views of a few things and ask your friends to guess what they are.

Ans. Top view of a few things are given and what they are is also written under each of them.

Ironing table



Video recorder



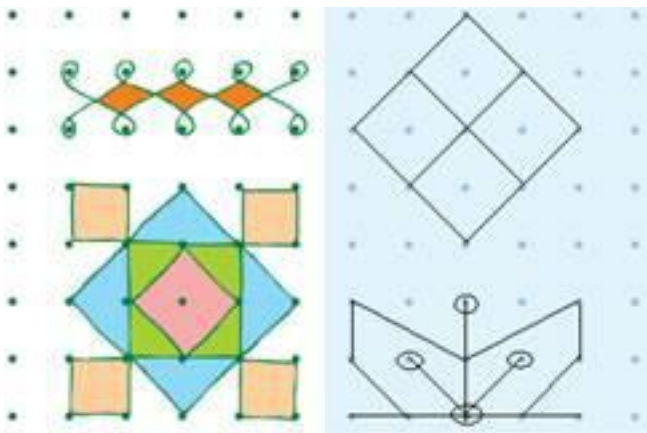
Pen



PAGE 3

6. You can also try and use the dots given below to make patterns. Two examples have been drawn here.

Ans.

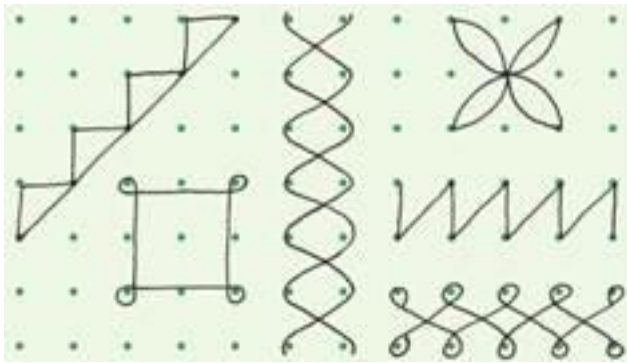


PAGE 4

Make Other Patterns Yourself

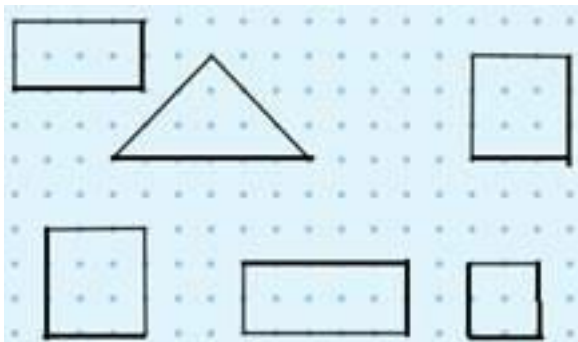
7. Copy these shapes on the dot grid. Note that some lines in the shapes are straight and some are not.

Ans. Copied shapes are as under:



8. Complete these figures to make squares and rectangles.

Ans.



Page 8

9. The painter had made many such pictures in which he drew only one half of the things. Draw the other half of these pictures and find out what these things are. Try doing it with a mirror.

Add image 2027_1.png

Ans. On completing the incomplete pictures. These will look as under:

These are butterfly, lamp (Diya), cat, star and fish.

10. Can we repeat the printer's trick, while drawing pictures of the following?



Ans. The painter's trick, cannot be repeated while drawing the above pictures.


11. If you ask the painter to draw things which cannot be divided into two similar mirror halves, then he cannot play the trick. Draw three more such things which do not have similar mirror halves.

Ans. Three things that cannot be divided into two similar mirror halves are as under:

Jug



sauce pan



knife



12. Using a dotted line, can you divide the following pictures into two similar halves?

Ans. The pictures which can be divide into two similar halves are shown below with dotted line at the appropriate place. The figure where there is no dotterd line is shown cannot be divided into two similar halves.

Add image 2027_2.png

PAGE 11

13. Can you guess these letters from their halves?



Ans. The respective letters are A, C, H, U, B and K.