




## 8.1 Who are you dear?

### 1. Listen, sing and act.



I see you in the school,  
Who are you dear?  
I teach the student,  
I am a Teacher!



I see you in the hospital,  
Who are you dear?  
I treat the patients,  
I am a Doctor.



I see you in the bus,  
Who are you dear?  
I drive the bus,  
I am a Driver.



I see you on the farm,  
Who are you dear?  
I work on the farm,  
I am a Farmer.



I see you on the border,  
Who are you dear?  
I fight for the nation,  
I am a Soldier.



### 2. Who is this?





## 8.2 Word Bag

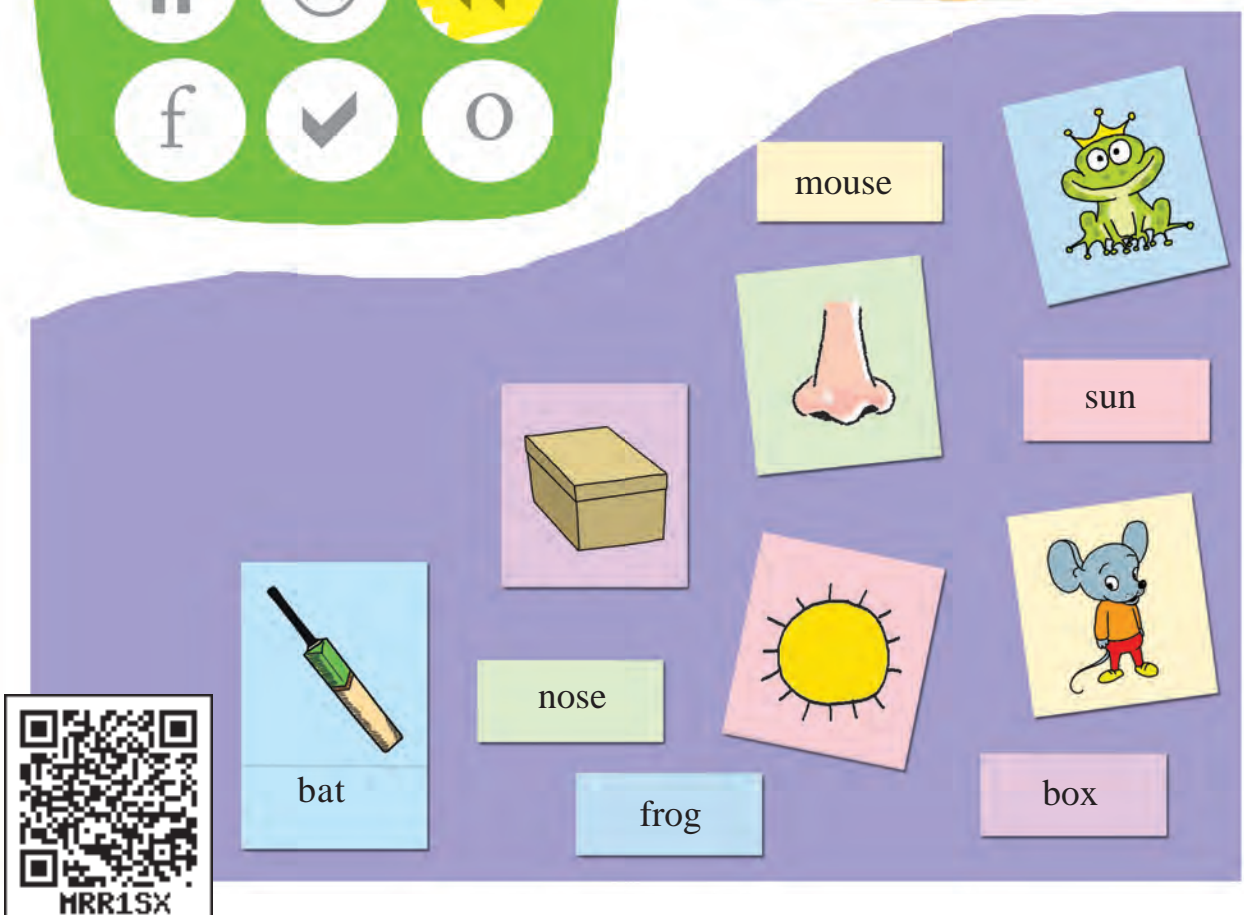


Pick out one card from each bag and match the picture with word. If the picture card is not matched with the word card ask the child to pick out another picture card. Play the game until you get the picture card matching with the word card.

Word Bag



Picture Bag






## 8.3 Bingo

- Listen carefully and number the correct picture.



Teacher :

1. The tiger is sleeping.
2. The deer is running.
3. The crow is flying.
4. The peacock is dancing.
5. Aaji is cutting vegetables.
6. Sonal is going to school.
7. Raju is knocking on the door.
8. Sneha is going on a scooter.
9. Kapil is driving a bus.



## 8.4 Traffic Signals



### 1. Listen and sing.



Red light, Red light,  
What do you say?  
I say, 'Stop! Stop! right away.'

Yellow light, Yellow light,  
What do you mean?  
I mean, 'Wait! Wait! till the light is green.'

Green light, Green light,  
What do you say?  
I say, 'Go! Go! right away.'

### 2. Watch carefully and act accordingly.



**STOP AND WAIT**

**GET READY**

**GO**

### 3. Draw the traffic signals and tell what they are saying.





## 8.5 Dressing Dolly



- Look at the pictures and tell.



: What shall  
Dolly wear today ?

: A green shirt,  
black shorts  
and sandals.



a shirt



shorts



a skirt



a sweater



a dress



shoes



sandals



socks



a frock



a coat



a blouse



a belt



buttons



a scarf




a cap



## 8.6 Get Ready for the School.



- Look at the pictures. Listen, repeat and enact.










## 8.7 Fun Time



- Join the dots, complete the picture and colour it.





## 8.8 We Like Cooking



### 1. Look, listen, repeat and speak.



Anil is washing vegetables.

Anita is cutting carrots.



Aaji is grating cucumber.

Ajoba is shelling peas.



Father is frying *puris*. Mother is making *kheer*.



### 2. Listen, repeat and answer.



- : What's Anil doing ?
- : He is washing vegetables.
- : What's Anita doing ?
- : She is cutting carrots.

### What We Use In Our Kitchen



pots



a pan



a sieve



a knife



a spoon



a glass



a dish



a bowl



a tray



a pressure cooker



a mixer



a grater





## 8.9 The Fox and the Crane



- Look, listen and enact.



Once, a fox met a crane.

“Hello, Crane.  
How are you?”

“I am fine. Thank you.  
How are you?”

“I am fine.  
Crane, do you like *kheer*?”

“Oh, yes. I love *kheer*.”


“Then come to my house.  
We’ll have *kheer*.”

Crane went to Fox’s house.  
Fox served *kheer* in two dishes.



“Eat up your *kheer* quickly. Then, I will give you some more.”

Poor Crane !  
He could not eat quickly from the dish.



Fox ate up all the *kheer*.  
He began to laugh, 'Ha, ha, ha!'

Crane said,  
"Fox, come to my house tomorrow.  
We will have some more *kheer*."

Fox went to Crane's house.  
Crane served *kheer* in two tall pitchers.

"Eat up your *kheer* quickly.  
Then, I will give you some more."

Poor Fox !  
He could not eat quickly  
from the pitcher.  
So Crane ate up all the *kheer*.



Fox learnt his lesson.






## 8.10 English Letters



- Look at the English letters.





## 8.11 School is over.



- Listen, repeat and sing.



School is over.

Oh, what fun!

Lessons finished.

Play begun.

Who'll run fastest  
you or I

Who'll laugh loudest  
Let us try.



# *E-learning material for the Standards I to XII*

**Available in Marathi and English medium**



**ebalbharati**

## **Features**

- Inclusion of prescribed subjects as per subject scheme.
- Complete E- learning material based on textbook
- In the form of audio-visual
- Presentation of chapterwise content and inclusion of questions as per necessity
- Inclusion of various activities, pictures, figures/diagrams, etc.
- Use of animation for easy and simple learning
- Inclusion of exercises.

---

---

E-learning material (Audio-Visual) for the Standards One to Twelve is available through Textbook Bureau, Balbharati for the students of Marathi and English medium.

For purchasing E-learning material...

- Register your demand by scanning the Q.R. Code given above.
- Register your demand for E-learning material by using Google play store and downloading ebalbharati app.
- Visit the following websites of the Textbook Bureau.

[www.ebalbharati.in](http://www.ebalbharati.in)

[www.balbharati.in](http://www.balbharati.in)



Maharashtra State Bureau of Textbook Production and Curriculum Research,  
Pune - 411004.

माय इंग्लिश बुक वन इ. १ ली

₹ 41.00