



Lesson - 3

NUMBERS FROM ONE TO NINE


Continue the pictures in the correct order.



Continue the shapes in the correct order.




Collect pebbles and place one pebble on each fruit in the picture. Make as many dots as the number of pebbles.



Take dot-cards from your teacher and place appropriate dot card with each picture.




Place pebbles on each dot. Match kites, with equal pebbels.



Make dot cards, count the dots and pick cards with equal dots ?



Match the pictures with the same numbers.



Count and identify the numbers.



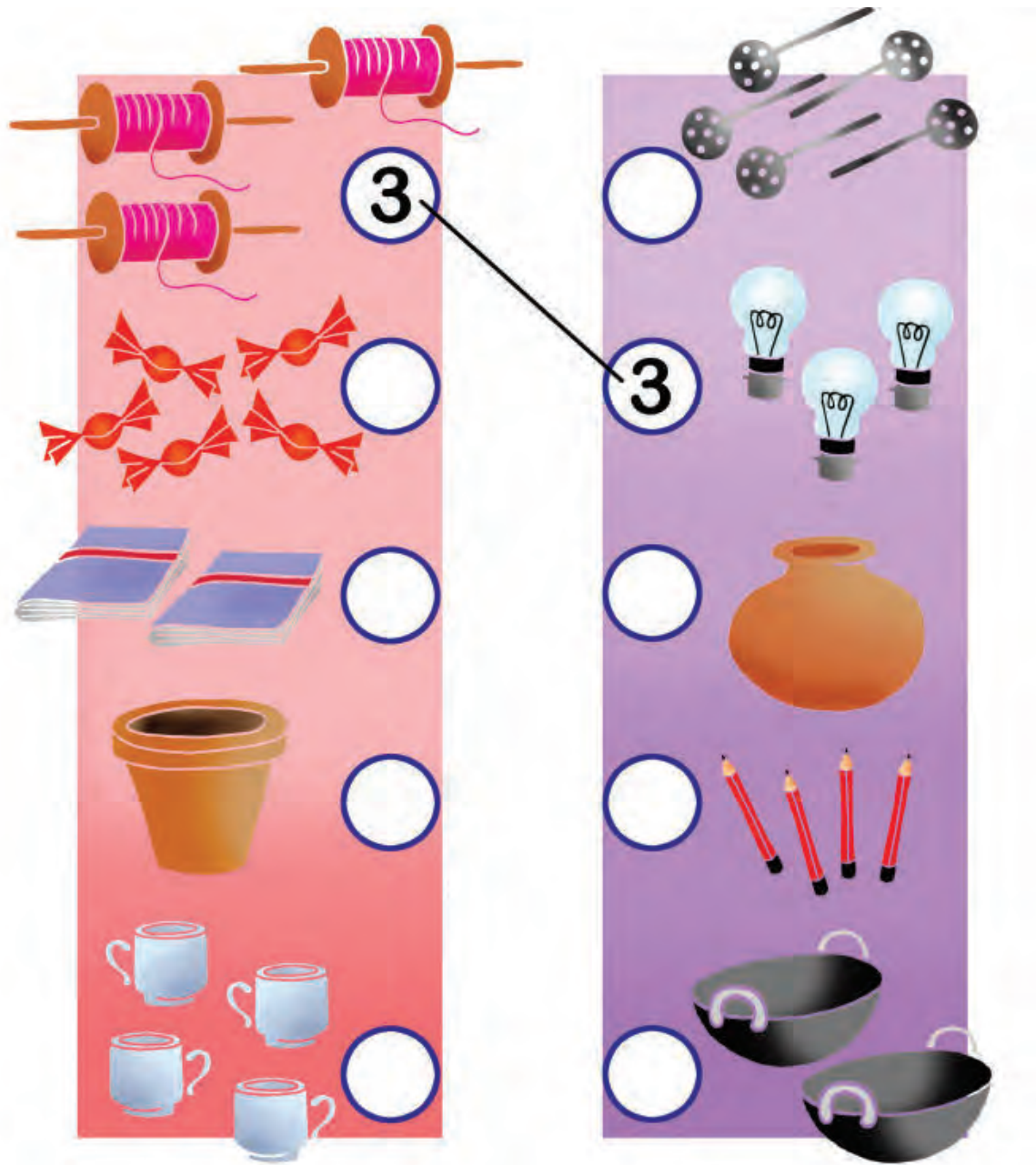
How many teachers, children and mats are there in your school? Count all of them.



Count and write.











Count, write and match.



Place a tamarind (Imli) seed on each object in a group and match the groups with the same number.



Draw one more picture, count and write.


		<p>3</p>
		
		
		
		
		




Draw as many circles as the number.



Identify these in picture, count and write.








Count and identify the number.




Fill in the missing numbers.



Add one more, count and write.




Draw as many pictures as the number.



Count and write.



6



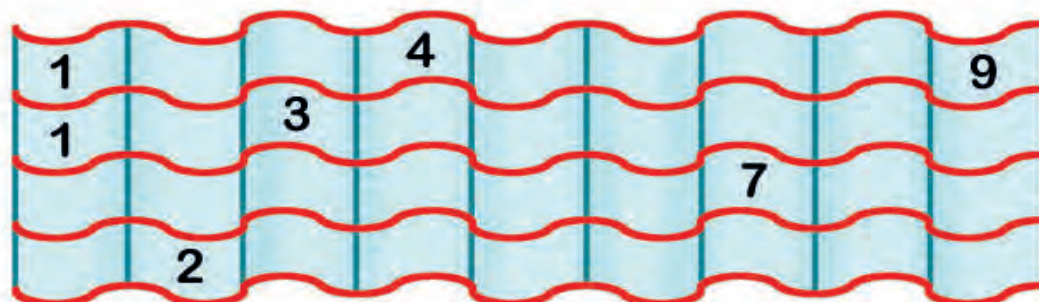
Which balloon belongs to whom?



Count and match.




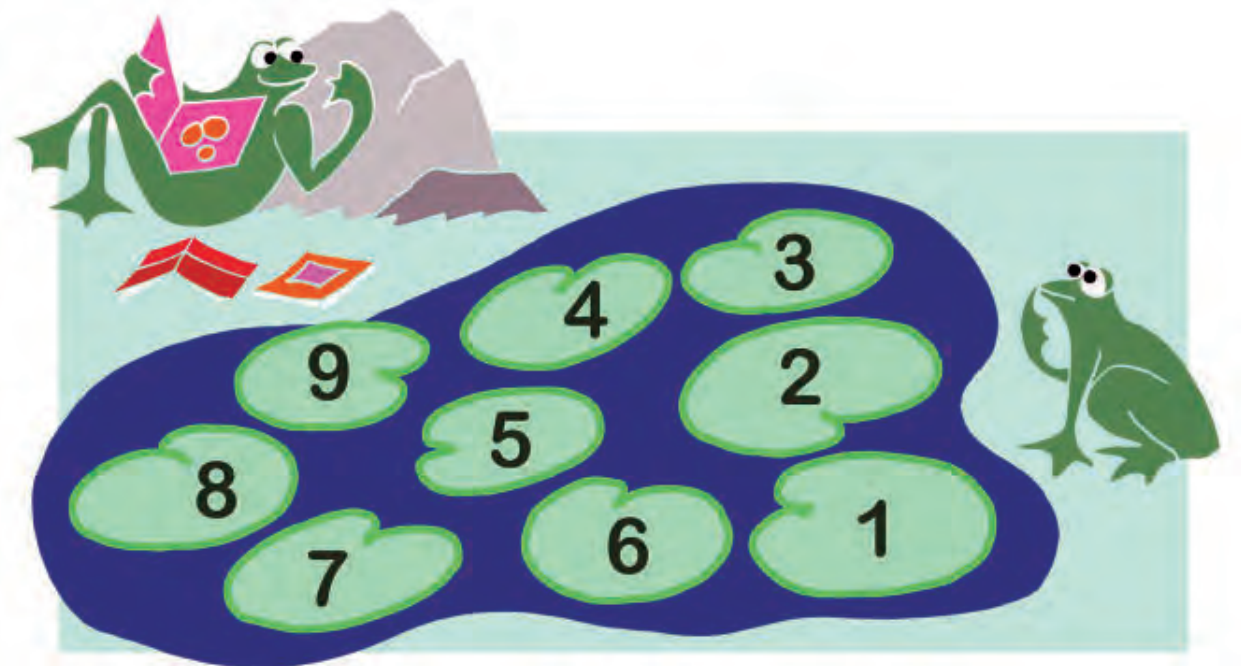
Fill the blank spaces with the correct numbers.




Join the pictures in order.



Join the numbers in order.



Remove one dot from each kite. Count the remaining numbers of dots and write.









How many dots are left in the last kite?



Take away one from column A and add one to column B

A


B



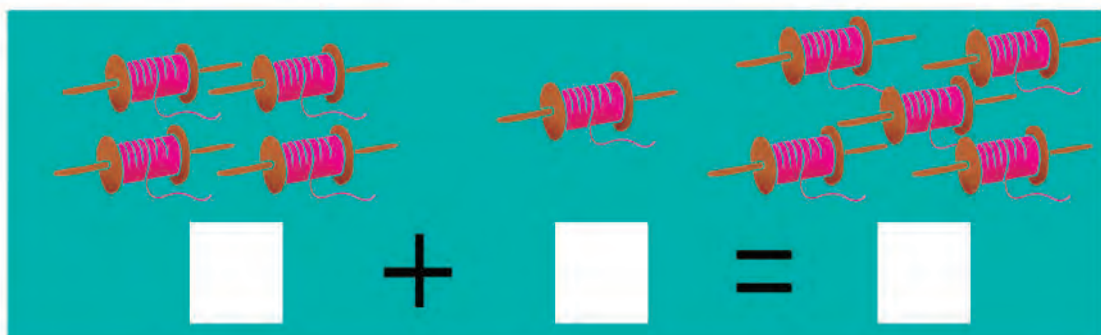
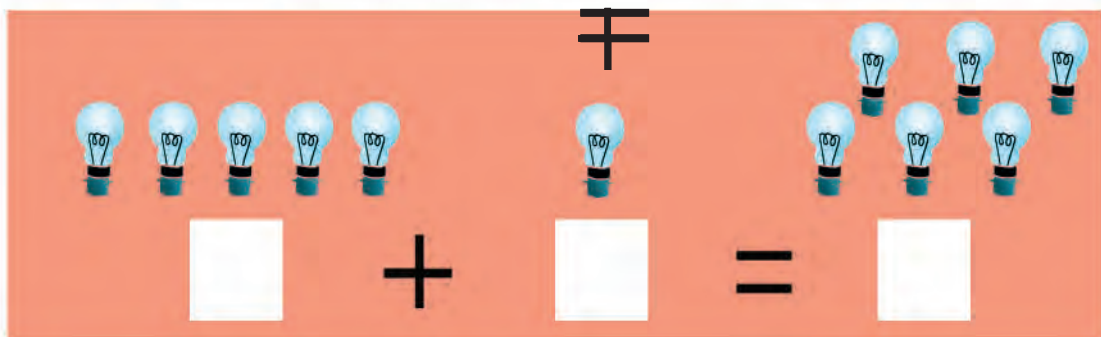
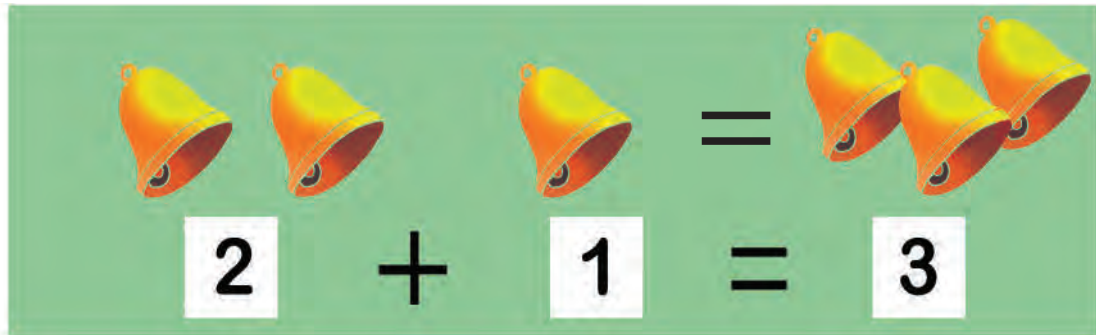
Write the number before the given number.




Fill the number after the given number.


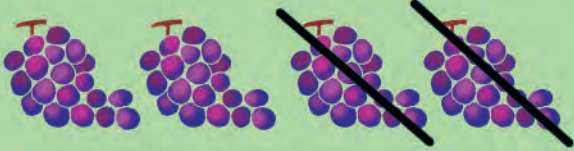


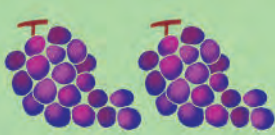

Count, add and write.






Count, subtract and write.



$$2 - 1 = 1$$



$$\square - \square = \square$$



$$\square - \square = \square$$



$$\square - \square = \square$$








Count and write.



Count and write.



Make group

5 candles	
3 balls	
2 kites	
4 flowers	
8 pencils	
7 bats	