
CBSE Class 12 Biology
Revision Notes
CHAPTER- 05
PRINCIPLES OF INHERITANCE AND VARIATION

Genetics is the study of principles and mechanism of heredity and variation. Gregor Johann Mendel is known as ‘father of Genetics’.

- **Inheritance** is the process by which characters are passed on from parent to progeny. It is the basis of heredity.
- **Variation** is the degree by which progeny differ from their parents. Variation may be in terms of morphology, physiology, cytology and behavioristic traits of individual belonging to same species.
- Variation arise due to
 - Reshuffling of gene/chromosomes.
 - Crossing over or recombination
 - Mutation and effect of environment.

Mendel’s Law of Inheritance : Mendel conducted hybridization experiments on garden pea (*Pisum sativum*) for seven years and proposed the law of inheritance in living organisms.

Selection of pea plant: The main reasons for adopting garden pea (*Pisum sativum*) for experiments by Mendel were –

- Pea has many distinct contrasting characters.
- Life span of pea plant is short.
- Flowers show self pollination, reproductive whorls being enclosed by corolla.
- It is easy to artificially cross pollinate the pea flowers. The hybrids thus produced were fertile.

Working method: Mendel’s success was also due to his meticulous planning and method of work –

- He studied only one character at a time.
- He used all available techniques to avoid cross pollination by undesirable pollen

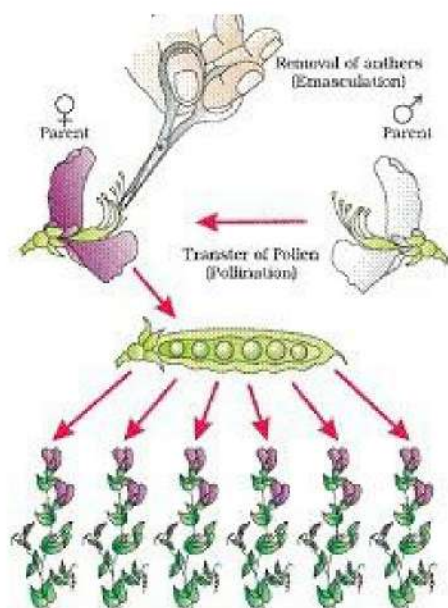
grains.

- He applied mathematics and statistics to analyse the results obtained by him.
- Mendel selected 7 contrasting characters of garden pea for his hybridization experiments

Contrasting Characters Studied by Mendel in Pea

Character	Contrasting character (Dominant/Recessive)
Stem height	Tall/Dwarf
Flower colour	Violet/White
Flower position	Axial/Terminal
Pod shape	Inflated/Constricted
Pod colour	Green/Yellow
Seed shape	Round/wrinkled
Seed colour	Yellow/Green

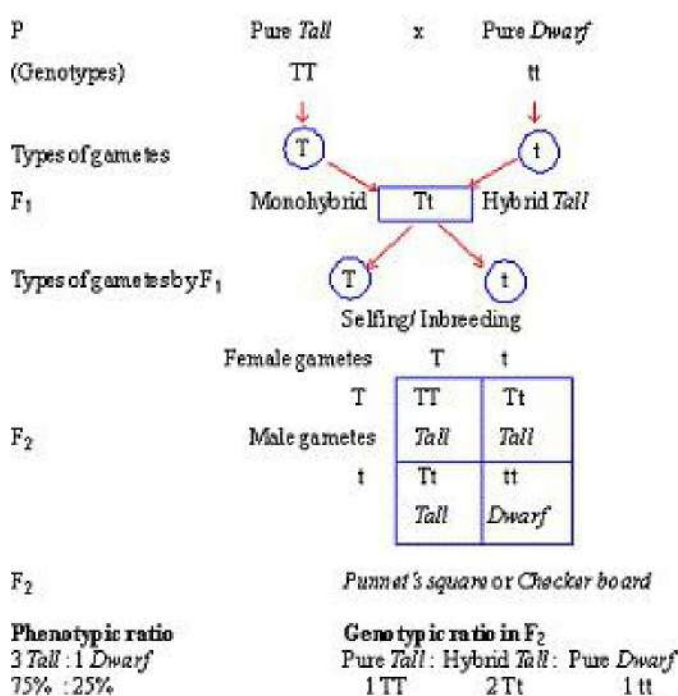
- Mendel conducted artificial hybridization/cross pollination using true breeding pea lines. True breeding lines are those that undergo continuous self-pollination and shows stable trait inheritance.
- Hybridization experiment includes emasculation (removal of anther) and transfer of pollen (pollination).



Inheritance of one gene (Monohybrid cross)

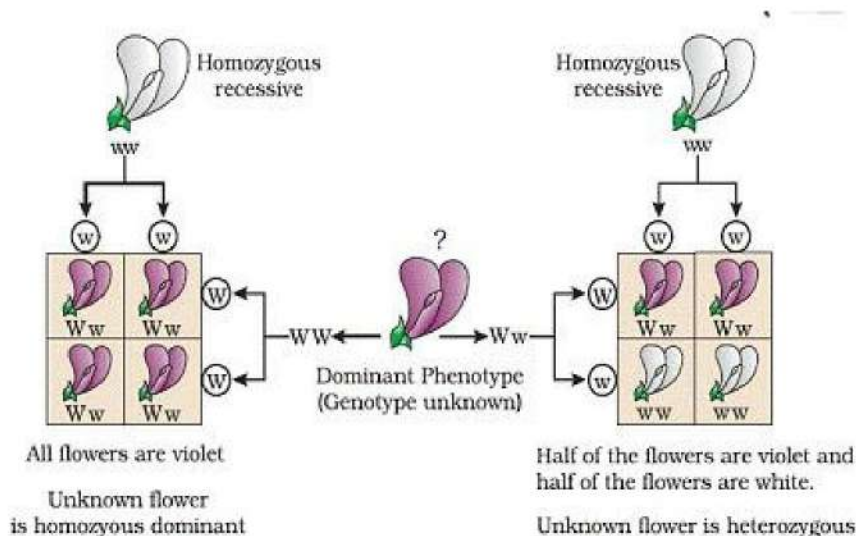
Mendel crossed tall and dwarf pea plant and collected all the seeds obtained from this cross. He grew all the seeds to generate plants of first hybrid generation called F₁ generation. He observed that all the plants are tall. Similar observation was also found in other pair of traits.

Mendel self-pollinated the F₁ plants and found that in F₂ generation some plants are also dwarf. The proportion of dwarf plants is 1/4th and tall plants of 3/4th.



- Mendel called the '**factors**' that passes through gametes from one generation to next generation. Now a day it is called as genes (unit of inheritance).
- Genes that code for a pair of contrasting traits are known as **alleles**.
- Alphabetical symbols are used to represent each gene, capital letter (TT) for gene expressed in F1 generation and small letter (tt) for other gene.
- Mendel also proposed that in true breeding tall and dwarf variety allelic pair of genes for height is **homozygous** (TT or tt). TT, Tt or tt are called **genotype** and tall and dwarf are called **phenotype**.
- The hybrids which contain alleles which express contrasting traits are called **heterozygous** (Tt).
- The monohybrid ratio of F2 hybrid is 3:1(phenotypic) and 1:2:1(genotypic).

Test cross is the cross between an individual with dominant trait and a recessive organism in order to know whether the dominant trait is homozygous or heterozygous.



Principle or Law of Inheritance

Based on observations of monohybrid cross, Mendel proposed two law of inheritance-

1. **Law of dominance**- states that –

- Characters are controlled by discrete units called factors.
- Factors always occur in pair.
- In a dissimilar pair of factors one member of pair dominate the other.

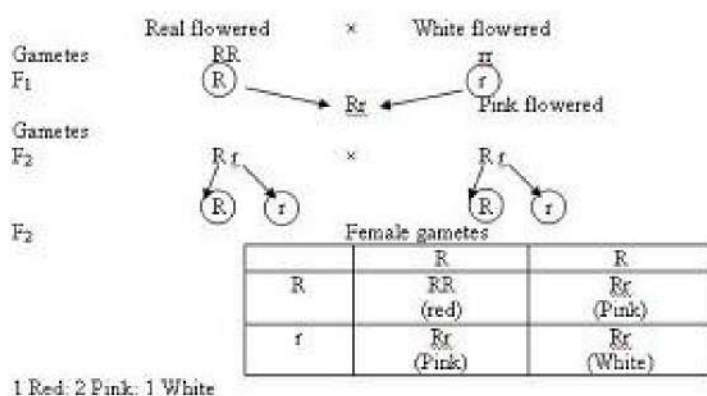
--	--	--

	Dominance	Recessive
(i)	When a factor (allele) expresses itself in the presence or absence of its dominant factor called dominance.	It can only express itself in the absence of or its recessive factor allele.
(ii)	It forms a complete functional enzyme that perfectly express it.	It forms a incomplete defective enzyme which fails to express itself when present with its dominant allele, i.e., in heterozygous condition.

2. Law of Segregation- alleles do not blends and both the characters are recovered during gametes formation as in F₂ generation. During gametes formation traits segregate (separate) from each other and passes to different gametes. Homozygous produce similar kinds of gametes but heterozygous produce to different kinds of gametes with different traits.

Incomplete dominance

- It is a post Mendelian discovery. Incomplete dominance is the phenomenon of neither of the two alleles being dominant so that expression in the hybrid is a fine mixture or intermediate between the expressions of two alleles.
- In snapdragon (*Mirabilis jalapa*), there are two types of pure breeding plants, red flowered and white flowered. On crossing the two, F₁ plants possess pink flowers. On selfing them, F₂ generation has 1red: 2 pink: 1white. The pink flower is due to incomplete dominance.



Co-dominance

- It is the phenomenon of two alleles lacking dominance-recessive relationship and both expressing themselves in the organism.
- Human beings, ABO blood grouping are controlled by gene *I*. The gene has three alleles I^A , I^B and *i*. Any person contains any two of three allele I^A , I^B are dominant over *i*.
- The plasma membrane of the red blood cells has sugar polymers that protrude from its surface and the kind of sugar is controlled by the gene.
- When I^A and I^B are present together, both express their own types of sugars because of co-dominance.

Incomplete Dominance		Co-Dominance	
1.	Effect of one of the two alleles is more conspicuous.	1.	Effect of both the alleles are equally conspicuous.
2.	It produces a mixture of the expression of two alleles.	2.	There is no mixing of the effect of the two alleles.
3.	The F1 does not resemble either of the parents.	3.	The F1 resembles both the parents.
	E.g.: Flower colour in dog flower.		E.g.: ABO blood grouping in humans,

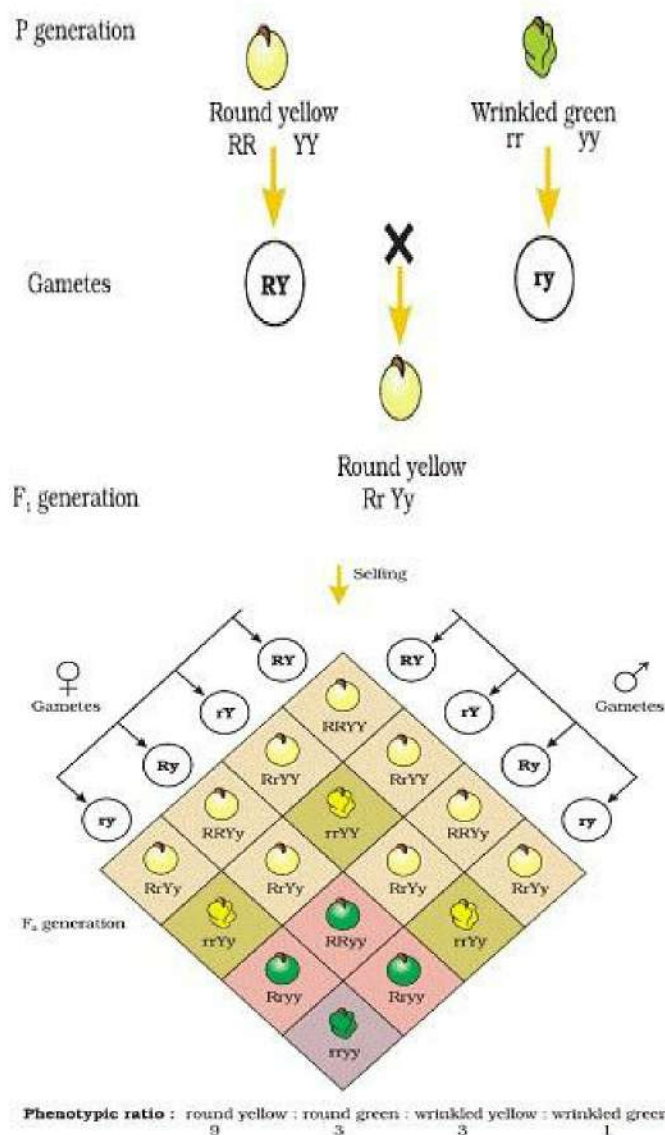
Multiple Alleles

They are multiple forms of a medelian factor or gene which occur on the same gene locus distributed in different organisms in the gene pool with an organism carrying only two alleles and a gamete only one allele. ABO blood grouping also provides a good example of multiple alleles.

Inheritance of Two genes (Dihybrid Cross)

A cross made to study simultaneous inheritance of two pairs of mendelian factors of genes.

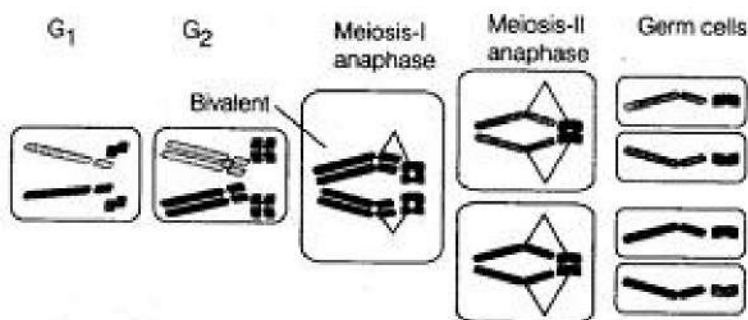
Law of independent Assortment – The law states that ‘when two pairs of traits are combined in a hybrid, segregation of one pair of characters is independent of the other pair of characters’. In Dihybrid cross two new combinations, round green & wrinkled yellow are formed due to independent assortment of traits for seed shape i.e round, wrinkled and seed color i.e , yellow and green.



The ratio of 9:3:3:1 can be derived as a combination series of 3 yellow: 1 green, with 3 round : 1 wrinkled. This derivation can be written as follows: (3 Round : 1 Wrinkled) (3 Yellow : 1 Green) = 9 Round, Yellow : 3 Wrinkled, Yellow: 3 Round, Green : 1 Wrinkled, Green

Chromosomal Theory of Inheritance

- Chromosome as well as gene both occurs in pair. The two alleles of a gene pair are located on the same locus on homologous chromosomes.
- Sutton and Boveri argued that the pairing and separation of a pair of chromosomes would lead to segregation of a pair of factors (gene) they carried.
- Sutton united the knowledge of chromosomal segregation with mendelian principles and called it the chromosomal theory of inheritance.



Meiosis and germ cell formation in a cell with four chromosomes

Linkage and Recombination

- When two genes in a Dihybrid cross were situated on same chromosome, the proportion of parental gene combination was much higher than the non-parental type. Morgan attributed this due to the physical association or the linkage of the two genes and coined the **linkage** to describe the physical association of genes on same chromosome.
- The generation of non-parental gene combination during Dihybrid cross is called recombination. When genes are located on same chromosome, they are tightly linked and show very low recombination.

Difference between crossing over and linkage

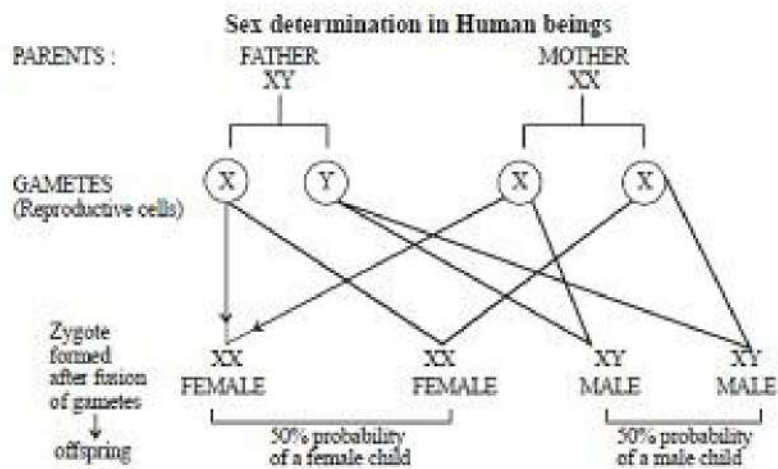
Crossing over	Linkage
1. It leads to separation of linked genes	1. keeps the genes together
2. It involves exchange of segments between	

non-sister chromatids of homologous chromosomes.	2. It involves individual chromosomes.
3. The frequency of crossing over can never exceed 50%.	3. The number of linkage group can never be more than haploid Chromosome number.
4. It increases variability by forming new gene combinations.	4. It reduces variability.

Sex Determination

- Henking in 1891 observed a trace of specific nuclear structure in few insects. He also observed that this specific nuclear structure is located on 50% of sperms only. He called this **x body**. He was not able to explain its significance.
- Later it was observed that the ovum that receives the sperms with x body become female and those not become males, so this x body was called as **sex chromosome** and other chromosomes are called **autosomes**.
- In humans and other organisms **XY types** of sex determination is seen but in some insects like Drosophila **XO type** of sex determination is present.
- In both types of sex determination, males produce two different types of gametes either with or without X chromosome or some with X chromosome and some with Y chromosomes. Such types of sex determination are called male heterogamety.
- In birds **ZW type** of sex determination is present., two different types of gametes are produced by females in terms of sex chromosomes; this type of sex determination is called **female heterogamety**.
- **Sex determination in human beings** XY type. Out of 23 pairs of chromosomes, 22 pairs are exactly same in male and female called autosomes. A pair of X chromosome is present in female and XY in male. During spermatogenesis, males produce two types of gametes (sperms), 50% carry Y chromosome and remaining 50% contain X chromosome. Females produce only one kind of gamete (ovum) having X chromosomes only.

- When sperm having Y chromosome the sex of baby is male and when sperm carrying X chromosome fertilise the egg, the sex of baby is female.



Mutation is a phenomenon which results in alternation of DNA sequence and consequently results in the change in the genotype and phenotype of an organism. The mutations that arise due to change in single base pair of DNA are called **point mutation** e.g Sickle cell anaemia.

Pedigree Analysis

- The analysis of traits in several of generation of a family is called the **pedigree analysis**. The inheritance of a particular trait is represented in family tree over several generations. It is used to trace the inheritance of particular trait, abnormality and disease.

Genetic Disorders

Broadly, genetic disorders may be grouped into two categories – Mendelian disorders and Chromosomal disorders.

Mendelian Disorders	Chromosomal disorders
These are due to alteration in a single gene.	These are caused due to absence or excess of one or more chromosomes or abnormal arrangement of one/more chromosomes.

They are transmitted into generations through Mendelian principles of inheritance.	They are transmitted as the affected individual is sterile.
They may be recessive or dominant in nature.	This is always dominant in nature.
Examples: Colour blindness Pheffykenonia.	Examples: Downs syndrome, Turner's syndrome

Medelian disorder includes-

a. **Haemophilia**- sex linked recessive disease in which, in an infected individual, a minor cut leads to non-stop bleeding. Heterozygous female (carrier) can transmit the disease to their son. The possibility of a female becoming a haemophilic is extremely rare because mother of such a female has to be at least carrier and the father should be haemophilic (unviable in the later stage of life).

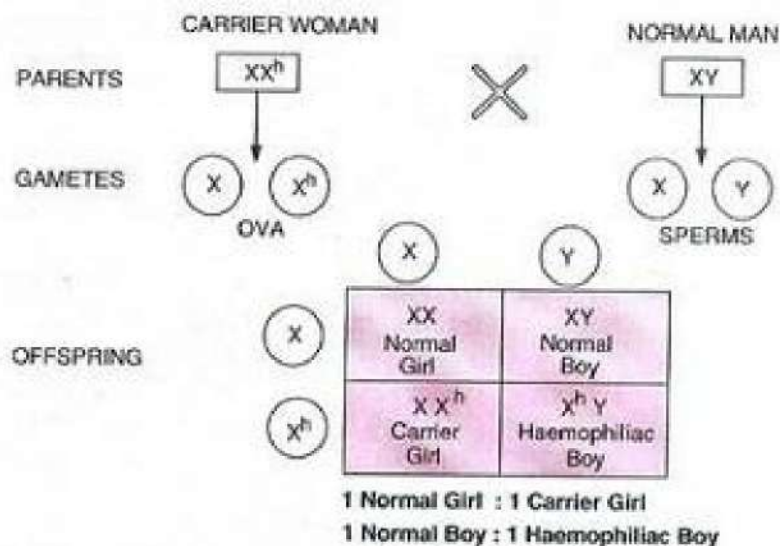
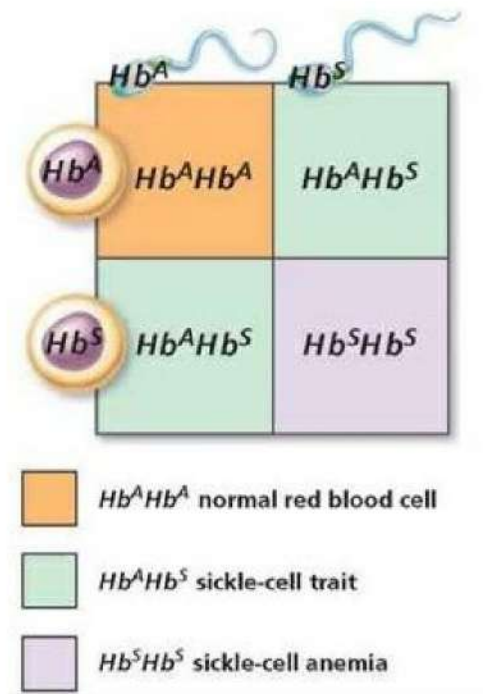


Fig. 5.50. Inheritance of haemophilia by 50% of the male children when the mother is carrier and the father is normal.

b. **Sickle cell anemia**- an autosome linked recessive trait in which mutant haemoglobin molecules undergo polymerization under low oxygen tension causing change in shape of the RBC from biconvex disc to elongated sickle like structure. The defect is caused by the substitution of Glutamic acid (Glu) by Valine (Val) at the sixth position of the beta globin

chain of the haemoglobin molecule. The substitution of amino acid in the globin protein results due to the single base substitution at the sixth codon of the beta globin gene from GAG to GUG



c. **Phenylketonuria**- inborn error of metabolism inherited as autosomal recessive trait. The affected individual lacks an enzyme that converts the amino acids phenylalanine to tyrosine . . As a result of this phenylalanine is accumulated and converted into phenylpyruvic acid and other derivatives that results into mental retardation.

Chromosomal Disorders-Failure of segregation of chromatids during cell division results in loss or gain of chromosome called **aneuploidy**. The failure of cytokinesis leads to two sets of chromosome called **polyploidy**.

a. **Down's Syndrome**- is due to presence of additional copy of the chromosome number 21. The affected individual is short statured with small rounded head, furrowed tongue and partially opened mouth. Mental development is retarded.

b. **Klinefelter's Syndrome**- due to presence of an additional copy of X-chromosome (XXY). Such persons have overall masculine development however, the feminine development (development of breast, i.e., Gynaecomastia) is also expressed. They are sterile.

c. **Turner's Syndrome**- caused due to the absence of one of the X chromosome. 45 with XO,

such females are sterile as ovaries are rudimentary. They lack secondary sexual characters.

