

Row
your
boat.



1. Listen, repeat. Read aloud and sing.
ٻُڌو، دوھرايو. زور سان پڙھو ۽ ڳايو.



Unit Two



Row, row, row your boat
Gently down the stream,
Merrily, merrily, merrily, merrily.
Life is but a dream.

’روس روس روس يار ’بوست
’جينتلي’ ڊائون ڊسٽريم
’ميرل ميرل ميرل ميرل
لائيف اِز بٽ اَڊريم



2. Tell other words that rhyme with the following words.

هينين جا هم آوازي لفظ ٻُڌايو.

* row * boat * down * stream * life * but

هي انگريزيءَ ۾ هڪ مشهور گيت آهي. ڪلاس جي ٻارن جا چار گروپ ٺاهيو. پهرين رڳو پهرين گروپ بيت چوڻ شروع ڪري. پهرين ست چئي پوري ٿئي ته ٻيو گروپ بيت چوڻ شروع ڪري. اُهي پهرين ست چئي پوري ڪن ته پوءِ ساڳيءَ ريت ٽيون ۽ چوٿون گروپ به بيت جي شروعات ڪري هڪ ست پوري ڪن. اهڙي نموني پهرين گروپ سڄو بيت ٻُڌائي پورو ڪري ته انهن کي روڪجي ۽ سلسليوار ٻين کي بيت پورو ٿيڻ تي روڪجي.



A GARDEN OF WORDS

am	feeling	long	red	tree
another	fresh	lovely	run	under
are	full	mango	see	us
ate	good	nap	sleepy	vegetable
behind	have	once	slept	very
carrot	he	patch	slow	walked
did	I'll	race	slowly	white
didn't	leafy	radish	so	wins
eat	let	ran	stop	woke
fast	little	reached	then	you



1. Listen carefully and tick off the words.

- * ate * did * eat * full * good * let * long
* nap * run * stop * tree * very * white * wins



2. Find these words and copy them down.

- * Words that end with 'y'. * A word that begins with 'y'.
* Words that have 'double' letters. * Words that have the 'ə' sound.
* Words that have g an le ed sl.



3. Select one word at a time. Look at the word carefully. Then close your eyes and think of the word. Write down the word. Look at it again. Is it right? Look it up in the textbook. Learn five words at a time in this way.

مٽي ڏنل هر هڪ لفظ لاءِ 8x4 cm يا ٻئي ڪنهن آڪار واري ٿلهي پني جا ڪارڊ ٻارن کان تيار ڪرايو. اُهي ٻارن وٽ ئي هجن. اِهو وڌيڪ سنو ٿيندو ته انهن ڪارڊن جي مدد سان انهن لفظن لاءِ مشغولي ڪرائجي. ڪلاس ۾ پڙهائڻ کانسواءِ ٻئي ڪنهن وقت به اِها مشغولي گروپ / اڪيلي سر ڪرڻ لاءِ ٻارن کي همٿائجي.

The Hare and the Tortoise





1. Listen and read aloud.

بُتو ۽ زور سان پڙهو.



Once a hare and a tortoise decided to have a race.



The hare came to a carrot patch.

Yummy ! What lovely red carrots !
The tortoise is far behind.
I'll eat a few carrots.



But he ate a lot of carrots.



Then the hare came to a radish patch.

Slurp ! What juicy white radishes !
I'll eat only a few.



But he ate up quite a few.





Then the hare came to another vegetable patch.

Fresh leafy vegetables !
So good to eat.





So he ate up quite a few.





He slept on and on ...



What did the hare see?



هيءَ آڪاڻي اداڪاريءَ ڪري ناٽڪ جي روپ ۾ پيش ڪرڻ جو موقعو ٻارن کي ڏجي.



2. Read the following words aloud and copy them in your notebook.



a	I	he	you	all
this	up	on	of	to



3. Read aloud the following phrases.

- * a few * quite a few * long leaps
- * on and on * all this while * slow but steady
- Find these phrases on pages 17 to 19.

Categories



Find words to complete the following chart and write them in the proper place.

هينينون خاڪو پورو ڪرڻ لاءِ ٺهڪندڙ لفظ ڳولھيو ۽ خاڪو پورو ڪريو.

Categories First Letter	Something we Eat or Drink	An Animal	A Thing	An Action
a				
b				
c				
p				
t				
m				
w	watermelon	wolf	watch	wipe



V7H9VH

Project

Categories

Make a categories chart and try to fill all the columns for all the letters from 'a' to 'z'. List the categories and letters for which you do not find any words. Try to find the words with help of your friends and earlier textbooks.

مٿي ڏنل نموني 'Categories' جو تختو تيار ڪري **a** کان **z** تائين سڀني اکرن لاءِ لفظ ڳولھيو. جن 'Categories' ۽ اکرن لاءِ لفظ نٿا ملن، انهن جي ياداشت ٺاهيو. دوستن / ساھيڙين سان ڳالھائي يا پھرين کان ٿڳين درجي جي درسي ڪتاب ۾ اھي لفظ ملن ٿا ڇا، اھو ڏسو.



To the Market



Listen, repeat and read aloud.

ٻڌو. دوهرايو ۽ زور سان پڙهو.




Child 1 : I went to the market.
Do you know what I bought ?
Some red shiny apples !
That's what I got.




*A string of
white flowers*



Child 2 : I went to the market.
Do you know what I bought ?
Some red shiny apples !
A big loaf of bread !
That's what I got.



*A bunch of
big bananas*



Child 3 : I went to the market.
Do you know what I bought ?
Some red shiny apples !
A big loaf of bread !
A pack of colour pencils !
That's what I got.



*A big jar
of honey*



Child 4 :

*A sack of
gram flour*



*A pack of
liquid soap*



*Some juicy
ripe mangoes*



*A pair of
blue bangles*



- Look at the pictures and words. Use them to add more lines to the poem. You may also make up more lines on your own.



1. Look, listen carefully and act.






ڏسو، ڏيان سان ٻڌو ۽ اُن موجب مشغولي ڪريو.







Teacher : Now I am going to read aloud a paragraph from your book.
Look at it carefully. It has some pictures and numbers.
I'll read the words and stop at the pictures and numbers.
You have to say the words for them at the right time.
This is how we will read together. Ready ?












A

Munnu's mother told her to go to the market. "I need half a kilo each of  and , **3** lemons, a piece of  and some . Take this  and this **100**-rupee note. Be careful and come back before **5**."

Munnu brought the , the , **4** lemons, and some . "I did not get any , " Munnu said. "Never mind !" said her mother.

B

Munnu's Uncle gave her a packet of . Munnu  the packet open. There were **12** biscuits in the . Munnu gave **2** of them to her Uncle, **1** to her mother and **1** to her father. She ate  herself. Then she gave her  and her  one biscuit each. Then how many biscuits were left ? Answer : .

Munnu saw some strings of  in the market. She brought **10** strings and counted the  in each. There were **40** flowers in **7** strings, **44** flowers in **2** strings and **36** in the last string. 'There are **400** flowers in all,' she said. Is she right ?



Answers

A : potatoes, tomatoes, three, ginger, bag, hundred, five, potatoes, tomatoes, four, chillies, ginger.
B : biscuits, cut, twelve, packet, two, one, one, two biscuits, cat, dog, four biscuits.
C : flowers, ten, flowers, forty, seven, forty-four, two, thirty-six, four hundred.



2. Make a list of as many things as you can using the table below.

a	packet	of	candles	salt
two	bunch		books	flowers
five	sacks		grapes	butter
	kilograms		pencils	flour
	litres		oil	cloth
	metres		milk	ribbon
	lump		sugar	rice



3. Make a shopping list that has 10 things in it.

Circles 2



Listen carefully and practise the dialogues with proper actions.



ڌيان سان ٻڌو. اشارن ۽ هاو پاؤ سان گفتگوءَ جو آپياس ڪريو.

Complaints and Compliments

1.

A : Hello.
Your handwriting is
so neat and tidy.
It really looks nice !
B : Thanks.

2.

A : Did you laugh
at me ?
B : No, I didn't.
A : Yes, you did.
B : Please believe me,
I didn't.

3.

A : Hi ! Would you
like to look at my
picture ?
B : Oh, yes ! I'd love to.
A : Here.
B : Wow !
This is beautiful.

4.

A : You pushed me.
B : So ?
A : Please don't do it.
It hurts.
B : I'm sorry.

5.

A : You sing so well.
Please sing a song.
B : Well, thanks.
But not now.
Some other time.



صفحہ 2 ۽ 3 تي ڏنل سوچنا ڏيئي ٻن
گولن ۾ گفتگوءَ جو آپياس ڪرايو.
گفتگوءَ ۾ ڏنل انگريزي جملن جو
بڻي ڪنهن وقت به صحيح نموني
استعمال ڪرڻ لاءِ همتائجي.





1. Listen carefully and read with me.

ٲٲان سان ٲٲٲو ۽ مونسان گڏ ٻڙهو.



All body parts stand together holding hands.

All : Work, work, work!
In the morning,
In the evening,
We are always at work.
During the day,
And even at night,
We are always at work.



Mouth : Hands, come forward
and tell us what you do.

Hands : We lift, we hold, we carry.
We give and we take.
We pull, we push, we put,
A hundred things we make.
We two are a clever pair.
There's nothing that we can't do.



Mouth : Feet, come forward
and tell us what you do.

Feet : We walk, we run, we tap, we dance,
We skip and jump and hop.
We step forward, we turn about,
And just in time, we stop.



Mouth : Eyes, Ears, Nose,
what about you?

Eyes : We open, we close, we read, we blink,
We see things far and near.

Ears : And be it loud, be it soft,
Every sound we hear.

Nose : I breathe day and night.
I can never rest.
I have to smell every smell,
Good or bad or best.
And what about you, Mouth?

Mouth : Oh, you know, I open and shut
and smile.
I speak. I eat. I drink.
I sip. I slurp. I chew and bite.
But do I get any of the food?
No! It all goes to this lazy Belly.
Is it right?
The belly doesn't do any work.

All : That's right.
The belly doesn't do any work.

Belly : That's not right. That's wrong.
I do a lot of work.
But it goes on inside me.
You can't see it. But I *do* work.



Eyes : Why can't we see it?
It's because you don't do any work.

Hands : The only work you do is to grab
all good food.


Feet : You don't move a step.
Why should we work to give you food?

All : We won't work for you.
You won't get any food now.



Belly : Don't do that.
I work for all of us.
We will all suffer
If you don't give me food.

All : Don't try to deceive.
Nothing you will receive.



Three hours later –

Belly : Please get some food.
I'm all ready to start my work.

Others : No means no!
We are all going to relax – just like you!

Belly : Please listen to me.
You must give me food.
I digest it for all of us.

Others : Sorry! Don't try to deceive.
Nothing you will receive.

Two days later –

Belly : How are you, my friends?

Mouth : Oh, I feel so dry.

**Hands
and Feet** : We feel so weak.

Eyes : We can't see properly.

**Ears
and Nose** : We feel so tired.

All : What's the matter?
What's wrong with all of us?



Enter Brain.

Brain : You silly fellows!
Now you have no energy.
What gives you energy?
Food.
Who works on food to give you energy?
Think!

All : Could it be ? Is it the Belly?

Brain : Yes, of course!
Belly digests food and sends energy
to all of you.
Do you understand it now?

All : Yes, yes! Now we know.
This Belly does a lot of work.
Though he does not show it off.
He does important work.

All hold hands and sing together.

Work, work, work!
In the morning,
In the evening,
We are always at work!



2. Enact the play.



3. Read the following words. From the lesson, find rhyming words for each.

- | | | |
|-------------------|----------------|----------------|
| * take : | * hop : | * you : |
| * near : | * rest : | * bite : |
| * deceive : | | |



4. List the names of all the body parts in this play.

Fresh Food



Listen, repeat. Read aloud and sing.
ٻڌو. دوهرايو. زور سان پڙهو ۽ ڳايو.



روٽي اِن ڊِ پَن
روٽي اِن ڊِ پَن
پف پف ٿاس ٿاس
روٽي اِن ڊِ پَن.

Roti in the pan,
Roti in the pan.
Puff puff, toss toss,
Roti in the pan.

ويجي اِن ڊِ پَن
ويجي اِن ڊِ پَن
فراءِ فراءِ فراءِ فراءِ
ويجي اِن ڊِ پَن.

Veggie in the pan,
Veggie in the pan.
Fry dry, fry dry,
Veggie in the pan.



Salad in the bowl,
Salad in the bowl.
Crunch, crunch, munch, munch,
Salad in the bowl.



Milk in the cup,
Milk in the cup.
Sip, sip, slurp, slurp,
Milk in the cup.

سٽلڊ اِن ڊِ باؤل
سٽلڊ اِن ڊِ باؤل
ڪرنچ ڪرنچ منچ منچ
سٽلڊ اِن ڊِ باؤل

مِلڪ اِن ڊِ ڪپ
مِلڪ اِن ڊِ ڪپ
سپ سپ، سِلرپ سِلرپ
مِلڪ اِن ڊِ ڪپ



هن بيت جا لفظ ڪٿي پين
کاڌي جي شين لاءِ ڪا مصرح
تيار ڪرڻ لاءِ ٻارن کي
همنائجي.

In a Biscuit Factory



Listen, repeat and read aloud.

ٻڌو، دوهرايو ۽ زور سان پڙهو.



A biscuit is so crisp and tasty.
We all love biscuits.
We get different types of biscuits in shops.
They come in colourful packets.
They are made in a factory.
But how are biscuits made in a factory ?
Let's find out.

بسڪيٽ ٺاهڻ جي ريت
جا ڏاڪا بورڊ تي
سلسليوار لکو. اهو ڏسو ته
اُن جو هڪ هڪ جملو
ٻارن کي ڪتاب ۾
ڳولهن اچي ٿو ڇا؟

Get
a recipe.



Get the
ingredients
– things that go
in a biscuit.



Decide how
much of each
to use –
weigh each
ingredient.



Mix the
things and
make
a dough.



Knead
the
dough.



dough : ڊو



Pack the biscuits into packets.




Store and sell the packets.



Roll out the dough.

Cut out the dough into biscuit shapes.



See if the biscuits are done / baked properly.



Cool the ready biscuits.

Bake the dough shapes in an oven.



Let's
talk.



Listen carefully and speak.

ڏيان سان ٻڌو ۽ ڳالهايو.



A : Guess what I have in my hand.

B : A tamarind seed.

A : How did you guess?

B : That's a secret!

Now guess what I found.

A : Is it something to eat?

B : No.

A : Is it something to read?

B : No.

A : Is it something to write with?

B : No.

A : Is it something to play with?

B : Not really.

A : I give up. You tell me.

B : It's a feather. I found it under the banyan tree.



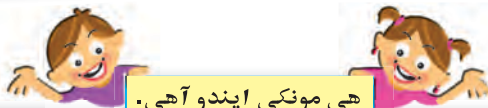
Project

Collecting English Words

Try to get at least one of the following items (with English matter on them). Paste each item in your notebook and below it, write what it is. If necessary, cut out each item in a flat, tidy shape before you paste it.

* match box or biscuit wrappers * boxes and price tags * tickets, passes, etc. * stickers * bank slips * forms, applications * user manuals/pamphlets, advertisements from newspapers, magazines, etc.

ڏنل انگريزي ۾ لکيل شيون گڏ ڪريو. (هر هڪ گهٽ ۾ گهٽ هڪ). اُهي چڻيءَ طرح سڌا ڪري، سٺي آڪار ۾ کڻي، توهان پنهنجي ڪاپيءَ ۾ چپڪايو. چا چپڪايو آهي؟ اهو ان جي هيٺان لکو.



هي مونکي ايندو آهي.

• ٻڌايل موجب، سڃاڻل انگريزي لفظ ياد ڪرڻ لڳ

□ آچن ٿا.

• انگريزي لفظن جا گروپ (معنيٰ هجڻ وارا) تيار

□ ڪرڻ آچن ٿا.

• انگريزي گفتگو، ناٽڪ ۾ بهرو وٺڻ آچي ٿو. □

• ان جا ڪجهه جملا ڪلاس کان ٻاهر صحيح وقت

تي استعمال ڪرڻ آچن ٿا. □ تيار ڪرڻ آچن ٿا. □

• لڳاتار انگريزي ٻڌڻي / پڙهڻ، پهريون ڀيرو؟ ۽ پوءِ

□ چا؟ اهو ٻڌائڻ آچي ٿو. □

• بيت الٽيم نموني چوڻ ايندا آهن. □

• ساڻسئي سُر تال ۾ ٻي ڪا ست چوڻ ايندي

□ آهي.

• سؤلا انگريزي لفظ سڃاڻڻ آچن ٿا. □ زور

• سان ۽ من ۾ پڙهڻ آچن ٿا. □ ڏسي ڪري لڳ

□ آچن ٿا.

• ڪن نون لفظن کي ڏسي انهن جو اُچار ڪرڻ

□ آچي ٿو.

• هڪ وقت ۲-۳ لفظ معنيٰ سمجهي پڙهڻ آچن ٿا. □

• پڙهڻ وقت ٻيا نوان لفظ سڃاڻڻ آچن ٿا. □