

1. Listen, repeat and sing.

ऐका, माझ्यापाठोपाठ म्हणा. हे गाणे म्हणा.



a ate an apple

b bounced a ball.



c cut a carrot and

d dressed a doll.



e eats eggs, and

f falls flat.



g grows grapes and

h hangs a hat.



i is on an island

j jumps and jogs.

k keeps kittens and

l lifts logs.





m makes mistakes,

n needs a nurse.

o obeys orders and

p patches a purse.



q queued up quickly

r rolled and rose.

s spoke slowly and

t touched his toes.



u uses umbrellas

v has a violet van.

w washes windows

(whenever he can !)





x hides in boxes

y says 'yummy' and 'you'

z says 'zig-zag-zoom'.

Hurrah ! We are through.



2. Read the following words.

Find a related word beginning with the same letter.

शब्द वाचा. त्याच अक्षराने सुरू होणारा एखादा संबंधित शब्द शोधा.



- all a.....
- every e.....
- little l.....
- pretty p.....
- b..... balls
- f..... flowers
- my m.....
- r..... rose
- cold c.....
- good g.....
- new n.....
- s..... school
- dirty d.....
- his h.....
- old o.....
- t..... table

3. Select the proper words and write the complete sentence.

योग्य पर्याय निवडा आणि पूर्ण वाक्य लिहा.



- | | | | |
|---------|--------------|--------------|--------------------|
| • Cut | (a) the milk | (b) the soil | (c) the vegetables |
| • Drink | (a) the dish | (b) the tea | (c) the class |
| • Lift | (a) the box | (b) the wall | (c) the farm |
| • Push | (a) the shop | (b) the poem | (c) the table |
| • Wake | (a) the boy | (b) the ball | (c) the bucket |

Rahim and his Camel

Listen, repeat, read aloud and present.

ऐका, माझ्यापाठोपाठ म्हणा, मोठ्याने वाचा आणि सादर करा.



(Rahim and his Camel are travelling through the desert.)

Rahim : It is getting dark.
I'm so tired. Let's stop now.
I'll put up the tent here.
Then we will rest at night.
(Puts up a tent.)
Good night, Camel.



(After some time...)


Camel : Master, it is so cold outside.
Can I put my head inside the tent?

Rahim : Yes. Why not?

(After some time...)

Camel : Master, I want to warm my neck.
Can I put my neck inside?

Rahim : All right.



(After some time...)

Camel : Master, my forelegs are so cold.
May I put them inside?

Rahim : Yes. You may. But now let me sleep.



(After some time...)

Camel : Master, Master, have pity on me.
My chest and my belly and
my back are freezing.
I want to put them inside.
Please move aside.

Rahim : Oh, bother! (Moves aside.)




(After some time...)

Camel : My hind legs are shivering and my tail is twitching.
I want to bring them inside.

Rahim : But the tent is small.
There is no room for the two of us.

Camel : In that case, Master,
why don't you
go outside?
(Pushes Rahim out of
the tent.)

Rahim : What a selfish animal!
Why did I let you come inside!



...

* Copy the following words.


खालील शब्द पाहून लिहा.

- outside • inside
- forelegs • hind legs
- belly • back
- head • tail
- after • before



* Label the body parts in the picture of the camel.

उंटाच्या चित्रात दिसणाऱ्या त्याच्या अवयवांची नावे इंग्रजीत लिहा.



1. Look and tell.
पहा आणि सांगा.



What are these faces saying?



I am happy.



I am sad.



I am tired.



I feel sleepy.



I am scared.



I am angry.



I feel proud.



I feel shy.

2. Now read the sentences aloud. Enact what you read.

वाक्ये मोठ्याने वाचा आणि त्या वेळी योग्य तो अभिनय करा.



**Amit
feels like
this.**

1. Imagine you are Amit. Listen to each sentence carefully.

Then make a face to show what Amit feels.

तुम्ही 'अमित' आहात अशी कल्पना करा. प्रत्येक वाक्य लक्ष देऊन ऐका.
अमितला काय वाटेल त्याप्रमाणे चेहरा करून दाखवा.



Amit lost his pen.



Amit found his pen.



A big boy pushed Amit.



Amit climbed a big hill.



Amit saw a tiger.



Amit takes an injection.



Amit is saying,
"Good morning !"



Amit is saying,
"Good night !"



Amit got a prize.



Teacher told Amit
to sing a song.



2. Copy any three of these sentences and draw proper faces for each.

यांतील कोणतीही तीन वाक्ये पाहून लिहा आणि त्यांबरोबर योग्य ते चेहरे काढा.



**Find
a friend!**

Listen carefully and learn to play this game.

लक्षपूर्वक ऐका आणि हा खेळ खेळायला शिका.



Teacher :

Write your name on a slip of paper.

Have you finished writing ?

Fold the slip of paper.

Give it to me.

I'll put it in this box.



Have you all given me your slips ?

Are all the names in the box ? Good.

Let's shake the box well.

Now, I'll call you one by one.

Sumedha, come here.

Pick up any slip of paper.

Read the name on it.

But don't tell it to us.

It's the name of your friend.



Give the slip of paper to that friend.

Sumedha has given it to Shirin.

Shirin, is that your name on that slip ?

Show it to the class.

Yes, it is.

Good. Let's clap for Sumedha.

Sumedha, go back to your place.

Shirin, come here.

Now you pick up a slip of paper.

Let us continue the game.



Let's
speak.

Listen, read aloud and use.
ऐका, मोठ्याने वाचा आणि वापरा.



A : Come over to my house tomorrow. today

B : What time?

A : At 5 in the evening.



At 5 o'clock

A : We are going to see a play.

B : When are you going?

A : Tomorrow.

This evening

Tonight

Today

At 6 o'clock.

3

9

7

Pranav : Hello, Vaibhav!
Where are you going?
Are you going home?

संवादांतील शब्दांचे पर्याय रंगीत पट्ट्यांमध्ये दाखवले आहेत. ते आणि मुलांना सुचणारे इतर पर्याय वापरून सराव घ्यावा.

Vaibhav : No, I am going to the market.
Do you want to come with me?

to the hospital

to the park

Aunty : Hello, children. How are you?

Isha }
Uday } : Fine, Aunty. Thanks.

Aunty : What's going on?

Isha : I am reading.

Uday : I am making a chart.

Aunty : That's nice. And what's your mother doing?

Isha : She is working on her lap-top.

cooking

sleeping

watching TV



Speak or Pass

Listen carefully and learn to play this game.

लक्षपूर्वक ऐका आणि हा खेळ खेळायला शिका.



Teacher : Form a circle.

Now I will point to any one of you, and say a word.

You must say a related word in 10 seconds.

Otherwise, you have to say 'Pass.'

Then I will point to someone else.

If you give a proper word, we will clap for you.

Then you get to point to someone else and say a new word.

And the game will continue.

Ready ?

(Teacher points to Smita.)

'Apple'.

Smita : Sweet.

(Points to Neha.) Coffee.

Neha : Drink.

(Neha points to Swapnil.) Elephant.

Swapnil :

Neha : 10,9,8,7,6,5,4,3,2,1

Swapnil : Pass.

Neha : (Points to Rishi.) Elephant.

Rishi : Big.



मुलांनी सांगितलेला शब्द दिलेल्या शब्दांशी संबंधित नाही, असे शिक्षकांना वाटल्यास त्यांनी त्या मुलाने केलेला विचार जाणून घ्यावा व नंतर 'बरोबर/चूक' ठरवावे. सर्व मुलांना संधी मिळेपर्यंत खेळ चालू ठेवावा.

**A Lot of
Work
to Do**

Look at the pictures. Listen and read aloud.
चित्रे पहा, ऐका आणि मोठ्याने वाचा.



This is
Amit's family.



Amit



Amit's sister



Amit's mother



Amit's father



Amit's grandmother



Amit's grandfather

At Amit's home, there is
a lot of work to do, every day.



Cooking



Sweeping



Washing clothes



Folding clothes



Tidying up



**Washing pots
and pans**



**Washing cups
and saucers**



Bringing vegetables



Cleaning



Bringing things from the market

* Now look at the pictures and say who does the following.

आता चित्रे पाहून खालील कामे कोण करते ते सांगा.

- | | |
|------------------------------|-------------------------------------|
| (a) Cooking | (b) Cleaning |
| (c) Tidying up | (d) Washing clothes |
| (e) Folding clothes | (f) Washing pots and pans |
| (g) Washing cups and saucers | (h) Sweeping |
| (i) Bringing vegetables | (j) Bringing things from the market |



Work to do at Home

Make a 'Work to Do' chart for your home.

तुमच्या घरासाठी 'Work to Do' तक्ता तयार करा.

Work to Do	Who Does it
.....

What is the work that you help to do? Would you like to give more help? List three things you can do.

कोणत्या कामांत तुम्ही मदत करता? आणखी मदत करायला तुम्हांला आवडेल का? तुम्ही करू शकाल अशा तीन गोष्टी इंग्रजीत लिहा.



See
you,
later...

Listen and repeat.
ऐका आणि म्हणा.



See you later,
Alligator !



After a while,
Crocodile !



In an hour,
Sunflower !



Maybe two,
Kangaroo !




Time to go,
Buffalo !



Bye, Bye,
Butterfly !





हे मला येते.

- या वर्षी शिकलेल्या कवितांपैकी ८-१० इंग्रजी कविता म्हणता येतात. ☐
- चित्रे, वस्तू पाहून स्वतःच्या मनाने इंग्रजी शब्द सांगता येतात. ☐
- सोप्या इंग्रजी संवादांत भाग घेता येतो. ☐
- सोप्या इंग्रजी सूचना समजतात. ☐
- A-Z/a-z सर्व अक्षरे वाचता-लिहिता येतात. ☐
- पुस्तकात पाहून सर/गुरुजी/मॅडम/बाईंच्या पाठोपाठ इंग्रजी वाचता येते. ☐
- तीन-चार अक्षरी सोपे इंग्रजी शब्द वाचता येतात. ☐
- छोटी आणि सोपी इंग्रजी वाक्ये वाचता येतात. ☐
- इंग्रजी शब्द, वाक्ये पाहून लिहिता येतात. ☐
- काही इंग्रजी शब्द, वाक्ये मनाने लिहिता येतात. ☐

E-learning material for the Standards I to XII

Available in Marathi and English medium



ebalbharati

Features

- Inclusion of prescribed subjects as per subject scheme.
- Complete E- learning material based on textbook
- In the form of audio-visual
- Presentation of chapterwise content and inclusion of questions as per necessity
- Inclusion of various activities, pictures, figures/diagrams, etc.
- Use of animation for easy and simple learning
- Inclusion of exercises.

E-learning material (Audio-Visual) for the Standards One to Twelve is available through Textbook Bureau, Balbharati for the students of Marathi and English medium.

For purchasing E-learning material...

- Register your demand by scanning the Q.R. Code given above.
- Register your demand for E-learning material by using Google play store and downloading ebalbharati app.
- Visit the following websites of the Textbook Bureau.

www.ebalbharati.in

www.balbharati.in



इंग्रजी अक्षरांचा खेळ

जोड्या किंवा गट करा. एकेकाने डोळे मिटून
अक्षरांच्या कार्डांवरून बोट फिरवायचे. त्यावेळी दुसऱ्या मुलाने 'One, two...ten' म्हणायचे. 'Ten'
म्हटल्यावर ज्या अक्षरावर बोट असेल, तिथेच ठेवून पहिल्या मुलाने डोळे उघडायचे. अक्षर पाहून
त्या अक्षराने सुरु होणारा इंग्रजी शब्द सांगायचा. पहा बरे कोण जिंकते ते!



MAHARASHTRA STATE BUREAU OF TEXTBOOK
PRODUCTION AND CURRICULUM RESEARCH, PUNE.

माय इंग्लिश बुक श्री (मराठी)

₹ 39.00