

# ENGLISH

## STANDARD THREE

### TERM - 2





## Preface

The English Language textbook has been designed to enable a fun filled and engaging experience in learning the language. The approach allows for a plenty of practice in the four language skills. It focuses on structure practice and vocabulary enrichment through a variety of language learning activities. These activities evoke interest and engaged practice in the language and thus lead to retention.

As per NCF 2005, language is learnt effectively when it is taught with exposure in meaningful context rather than as a subject. In accordance with this, the textbook has been drafted with themes related or familiar to children. The units provide space for effective individual and pair work and thus allow the teacher to focus on time management in multi-level classrooms.


The textbook has been prepared with plenty of colourful illustrations to enhance its visual appeal for children. We hope that children will enjoy handling this textbook.

### How to use the textbook?

- The Term - II English book for standard III has two units.
  - Each unit is planned for a **month**.
  - **Nila** introduces each unit.
  - Each unit is designed with the things that children see around them like groceries and that they experience like the seasons.
  - Attractive illustrations enhance children's interest on the subject.
  - **Look and say** can be used to develop vocabulary and speaking skill.
  - **Let us sing** can be used to develop listening skill and to recite the poem with a rhythm.
  - **Let us learn** can be used to teach stories related to the theme.
  - **Let us understand** is designed with that they are graded from simple to challenging. It is for comprehension of the content.
  - **Let us know** provides scope for teaching grammar in a context. It helps them learn grammar concepts inductively.
  - **Let us read** is a self-reading text which develops the reading ability of the children.
- 
- **Let us use** develops the ability of using simple structures to speak the language.
  - **Circle time activity** provides opportunity for the teacher to practise the structure through the games and activities.
  - **Word wall** can be used to teach the sight words and the phonic words.
  - **Let us make** develops listening skill of the children by following instructions and acting accordingly. This fun oriented activity provides opportunity to enhance their creativity.
  - **Big Picture** is designed to enrich children to ask and answer questions with "wh" words.
  - **I can do** can be used as a formative assessment of the skills.
  - **Note to the teacher** helps the teacher by highlighting some important suggestions.
  - **QR code** motivates the teachers, the students as well as the parents to enrich the teaching learning process.
- 

## Unit I—Seasons' Story

- Children ask curiously about the change in the climate. This unit sketches an outline to their questions.
- Look and say** page helps children name some common words about the summer season.
- Let us practise** teaches describing words related to the seasons.
- Let us use** focuses on the structure "Nice to meet you." to help children greet people.



## Unit II—Trip to the store

- Children who love to go to market are curious about the things in the shop.
- Look and say** page helps children name commonly use groceries.
- Let us practise** introduces on the action words related to groceries.
- Let us use** focuses on the structure "Let me" to help children ask permissions and suggestions.

## Learning outcomes

- It is a **moment of pride** for children as they colour the balloons.
- This **self-assessment** tool helps boost their self-confidence.
- It is also a **diagnostic page** for the teacher to ensure that each student has attained the expected learning outcome in each unit.



## Let's use the QR code in the text books!

- Download DIKSHA app from the Google Play Store.
- Tap the QR code icon to scan QR codes in the textbook.
- Point the device and focus on the QR code.
- On successful scan, content linked to the QR code gets listed.
- Note: For ICT corner, Digi Links QR codes use any other QR scanner.



# Contents

Unit	Title	Page No.	Month
1	Seasons' Story	63	October
2	Trip to the Store	83	November



e-Book



Assessment



Digilinks