

Lesson 6

Look at the picture:



Village Life



☛ The teacher will describe the picture.

Let's listen:

This is a picture of a village. It is a small village. The name of the village is Rongpur.

A big river flows by the village. There are paddy fields on the bank of the river. Farmers work there.


There is a big pond in the village. People fish there, cows eat grass near the pond. The village has a school. The village has two roads. The wide road goes to the town. The narrow road goes to the school.

There is a forest on the other side of the river. It is between Rongpur and the town. The name of the town is Bornagar.

ACTIVITIES

1. Listen and say:

- (a) What is the name of the village?
- (b) Who work in the paddy fields?
- (c) Is there a school in the village?
- (d) What is the name of the town?
- (e) Is there a forest on the other side of the river?



The teacher will describe the picture as above.

2. Let's listen:

Rani is a little girl. She lives in a village. Let's listen to what Rani talks about her village:

I'm Rani. I'm in class II. The name of my school is Rongpur L.P. School. I go to school with my mother. She takes me to school on a bicycle. I live at Rongpur. It is a small village. It is 5 km from Bornagar. Bornagar is a big town. My cousin lives there. His name is Bijoy. He is in class III.

3. Read aloud:

This is Bijoy. He is Rani's cousin.

He lives in a town.

The name of his town is Bornagar.

He is in class III.

Let's complete what Bijoy says –

I'm _____.

I'm in class _____.

I live in a _____.

Its name is _____.


Rani is my _____.

She is in class _____.

She lives in a _____.

It is _____ km from the town.

It is a _____ village.




The teacher will help learners understand that 5 km is to be read as 5 kilometres and L.P. is to be read as Lower Primary.

4. Let's look at the pictures and read:



He is fishing with a net.



The cow is eating grass.



She is riding a bicycle.



The farmer is ploughing the field.



The farmer is reaping paddy.



The woman is sitting in a chair.

5. Read aloud and write the sentence two times in the given space:

I love my village.

.....


.....

6. Let's read:

small	big
tall	short
thick	thin
near	far
narrow	wide
in	out
inside	outside




a narrow road



a wide road



The ball is inside the glass.



The ball is outside the glass.

7. Listen and repeat:

(a) Is it a short tree?
No, it isn't.
It is a tall tree.



Is it a tall tree?
Yes, it is.

(b) Is it a wide road?
No, it isn't.
It is a narrow road.

Is it a narrow road?
Yes, it is.


8. Look at the picture and read:

Hiren has a cow.

The cow is grey.

Hiren loves his cow.


He calls her Kajoli.



9. Let's read these sentences about Hiren and his cow:



Hiren is feeding his cow.



He is cleaning the cowshed.




He is bathing his cow.



Hiren takes great care of his cow.

10. Children are playing hide and seek. Let's say who is hiding where:



behind


under

between

inside

outside

11. (a) Look at the picture. Say what you see in the picture:



(b) Read the words aloud:

town big shops road buildings vehicles

Now, fill up the gaps with the words written above:

My uncle lives in a _____. The town is 10 km from our village. It has a wide _____. We see many _____ on the road. There are many tall _____ in the town. My uncle lives in a _____ building. There are many _____ on both sides of the road.


12. Let's read:

Rumi and Sumi are at the village fair. Their grandfather is with them. Rumi wants to buy a balloon in the fair. They go to the balloon seller.

Now, listen to this conversation:

Rumi : May I have a balloon, grandpa?

Grandpa : Yes, you may.



13. Pompi is Rani's friend. She wanted to know about Rani's village. Read the questions that Pompi asked and the answers that Rani gave:



What's the name of your village?

The name of my village is Rongpur.

What are there in the village?

There are ponds and paddy fields in the village.

Where do the farmers work?

The farmers work in the paddy fields.



Now, work in pairs and ask your friend about the place he/she lives in.

14. Look at these sentences and ask questions:

Anil and Anita are playing.



What

The bag is on the table.



Where.....

Bimal is a farmer.



Who.....

My mother is going to the market.



Who.....

The teacher will help the learners to frame questions by using what, where and who.

15. (a) Sit in pairs. Practise the sentences:


May I have a balloon?

Here you are.




May I have two balloons?

Here you are.




May I have two guavas?

Here you are.



May I have a guava?

Here you are.



(b) Read the sentences and write 'Here you are':


May I have two apples?

.....
.....
.....
.....



May I have two ice creams?

.....
.....
.....
.....



16. Let's learn to describe a person:

This is Rani's grandmother.

She is an old lady.

She wears a white blouse.

She has grey hair.

She has a sweet smile.

She has a walking stick.

She is a loving lady.



17. Work in pairs. Describe a member of your family.

18. Look at the pictures and say what the people are doing:

