

ACTIVITY - 1

List some of the indoor and outdoor games that you like to play.

Now look at the pictures given below.




Discuss these pictures with your friends and name the sports.

1. How many students in the class know how to swim?
2. Do their parents/brother(s) or sister(s) know how to swim?
3. Where do they go for swimming?
4. Ask your friend whether s/he has ever visited any water park? Where?
5. Describe the fun you had there.

ACTIVITY - 2

Enjoy the poem:



SWIMMING

When all the days are hot and long
And robin bird has ceased his song,
I go swimming every day
And have the finest kind of play.
I've learned to dive and I can float
As easily as does a boat;
I splash and plunge and laugh and shout
Till Daddy tells me to come out.
It's much too soon; I'd like to cry
For I can see the ducks go by,
And Daddy Duck - how I love him -
He lets his children swim and swim !
I feel that I would be in luck
If only I could be a duck!
- Clinton Scollard

Key Words :

ceased : stopped







float : keep oneself on the surface of water

splash : make water fly up, cause water to fall on something in scattered drops

plunge : go deep into water

ACTIVITY - 3

Look at the words in (A) and match them with the images in (B).

A	B
dive	
float	
boat	
robin bird	
plunge	
splash	

ACTIVITY - 4

(A) Answer the following questions :

1. Which season is the boy talking about?
2. What is the boy's daily activity?
3. What does the boy do while swimming?
4. How does he feel when his father asks him to stop swimming?
5. Why does the boy like Daddy Duck better than his own daddy?

(B) State whether the following statements are true or false: Write T or F in the box.

1. The boy starts crying when he is called by his father.
2. The boy has a keen desire to be a duck.
3. The boy compares himself with a robin.
4. The boy envies the young ones of the duck.
5. The boy considers himself lucky.
6. The boy feels that he hasn't been allowed to play to his satisfaction.

(C) There are some words that rhyme with each other.

Example : 'long' - 'song' :

Find out more such rhyming words from the poem.

ACTIVITY - 5

Study the sentences given below and try to make some other sentences with the help of words given in bracket.

E.g. I can float as easily as a boat.

I can swim as quickly as a fish.

Run, Fly, Walk, Paint, Write, Read

ACTIVITY - 6

Look at the words in column A. Then rewrite as shown in column B. Notice the change in spelling or words in column B. Find out some common features of these words given in the table below. And then use these words in sentences.

E.g. A woodcutter is cutting the tree.

A	B
cut	cutting
shut	
run	running
stop	
swim	

ACTIVITY - 7

Fun with sound words.

Some interesting words sound like the noises for which they stand. You use a different tone of voice when you say these words. The voice becomes louder and more forceful.

For Example : Zoom ! went the care.

Bang ! went the door.

Say the following and write what would make these words or actions.

Click !

Chirp !

Whisper !

Bravo !

Oh !

Ah !

Hurrah !

Alas !

Wonderful !



ACTIVITY - 8

Read and enjoy the poem.



SWIMMING

Swimming, swimming,
In the swimming pool.

When days are hot

Or days are cool

In the swimming pool.

Back stroke, side stroke,

Fancy diving, too.




There's no place

I would rather be

Than in the swimming pool.

ACTIVITY - 9

Look at the words in (A) and match them with images in (B).

A	B
back stroke	
side stroke	
fancy diving	

Discuss these styles of swimming with your teacher and friend. Find if there are any other styles of swimming. Try to show them in front of the class.

ACTIVITY - 10

Find out what is similar in the poems in Activity - 2 and Activity - 8. Note any two similarities. Discuss them with your teacher and friends.