

# **HOLIDAY HOMEWORK**

## **CLASS - IX (2014-15)**

*Holiday homework is an attempt to channelize the creative energies of the children. Doing it in the right-spirit, with enthusiasm will make it more enlivening. Make sure that your work is neat, presentable, original and conforms to the guidelines.*

**Note: Holiday Homework of Science, Mathematics, Social Science, English (Q.1) and Hindi (Q.1) must be presented in a single project file.**

## ENGLISH

1. As a wild animal, you have been witnessing human beings on safaris in your forest littering and destroying your habitat. Express your feelings on this in the form of dialogues with one of your animal / bird friend.

Specification:

- Use A4 size sheet (ruled)
- Limit yourself to 8 – 10 dialogues

Rubrics :	Content	-	5
	Effectiveness	-	5

2. Read Part I and Part II of the novel 'Gulliver's Travels' and make a comic strip depicting the main events of the first two voyages undertaken by Gulliver. (Part I- 'Voyage to Lilliput', Part II – 'Voyage to Brobdingnag')

- You may use colourful illustrations/cut outs/sketches
- Frame suitable dialogues
- Limit yourself to a maximum of 10 illustrations
- Use a chart paper (any color) for your project

Rubrics :	Content	-	5
	Presentation	-	5

## SCIENCE

### Topic : Forest & Wildlife

India is very rich in biodiversity. The Northeastern part of the country and the Nilgiris in the south are two biodiversity hotspot areas of India. These areas support spectacular concentrations of wildlife. Select any one unique species from the above hotspot areas. Paste pictures in your report to make it more informative and interesting. Research on the following given topics and prepare a three page report on A4 size sheets. Your report will be assessed on the following topics

- Feeding behavior [5]
- Conservation status [5]
- Any unique characteristic [5]
- Distribution in other parts of India/World [5]

## हिन्दी

1. महादेवी वर्मा (मेरा परिवार) या हिन्दी के किसी अन्य साहित्यकार की 'वन और वन्यजीव' विषय पर आधारित कोई दो कहानियाँ पढ़िए, उसमें से किसी एक की समीक्षा कीजिए। फिर उसे A4 आकार की पुस्तिका (फ़ोल्डर) में संकलित कीजिए। पुस्तिका की बाहरी सज्जा पर विशेष ध्यान दें।  
समीक्षात्मक बिन्दु : कहानी का नाम व लेखक परिचय, पात्र परिचय/चरित्र वर्णन, कथावस्तु, पात्र विशेष पर चर्चा, भाषा सौंदर्य पर चर्चा
2. 'वन और वन्य जीवन' विषय पर आधारित एक टेबल-कलेंडर बनाइए। जिसमें प्रत्येक पृष्ठ पर विषयानुसार सूक्ति / कथन लिखा हो।

या

अपने नाम पर आधारित एक 'चार पन्नों का' समाचार पत्र बनाएँ जो A3 आकार का होगा। आपके द्वारा लिखा गया संपादकीय उसमें अवश्य हो।

आकलन बिन्दु -

1.	पठन कार्य	-	3	}	10 अंक
	लिखित समीक्षा	-	5		
	पुस्तिका की बाहरी सज्जा	-	2		
2.	चित्र एवं सज्जा	-	5	}	10 अंक
	कलेंडर की बनावट	-	5		
या					
	लेखों की सार्थकता/चयन	-	5	}	10 अंक
	चित्र एवं सज्जा	-	3		
	संपादकीय	-	2		

## FRENCH

1. Écoutez les chansons françaises, mettez-les dans un C.D et aussi préparez la couverture de ce C.D en français.
2. Préparez une liste des verbes réguliers et irréguliers en français et en anglais. (En totale 100)

## German

1. Write a small dialogue between two friends. Also draw 6 pictures depicting the conversation on a A-4 size sheet. [10 marks]
2. Listen to the CD of Wir-III and do the exercise of module – 7 [5 marks]
3. Worksheet – Was machen Sie gern in der Freizeit? [5 marks]

### **Was machen Sie gern in der Freizeit? Bitte markieren Sie!**

1. Ich spiele gern Fußball. ☐
2. Ich sehe gern fern. ☐ ✓
3. Ich fahre gern Auto. ☐
4. Ich spiele gern Kricket. ☐
5. Ich höre gern Musik. ☐
6. Ich lese gern. ☐
7. Ich telefoniere gern mit Freunden. ☐
8. Ich mache gern Gymnastik. ☐
9. Ich spiele gern am Computer. ☐
10. Ich surfe gern im Internet. ☐
11. Ich koche gern für meine Familie. ☐
12. Ich spiele gern Gitarre. ☐
13. Ich höre gern FM. ☐
14. Ich arbeite gern im Garten. ☐
15. Ich schlafe gern. ☐
16. Ich singe gern Bhajans. ☐
17. Ich male gern. ☐
18. Ich tanze gern in der Disko. ☒
19. Ich schreibe gern Briefe. ☐
20. Ich fahre gern Rad. ☐

## JAPANESE

- MAKE A PROJECT ON JAPAN (SELECT ANY 2 TOPIC : EDUCATION SYSTEM IN JAPAN, POLITICAL SYSTEM IN JAPAN, TECHNOLOGY OF JAPAN)

## RUSSIAN

✍️ Prepare a Brochure about a Russian city, giving information about famous tourist spots, hotels, industries and special attractions.

संस्कृत ग्रीष्मावकाश गृहकार्य : 2014-2015

कक्षा : IX


1. 'संस्कृत भाषां पाठयितुम् रुचिकर पद्धतिनां विषये' स्वविचारम् लिखत।
2. एकम् लघुगीतम् संस्कृत भाषायाम् लिखत।

## SPANISH

» Make a file on biography of one famous writer of Spain. (10)

» Write a paragraph on Internet in about 150 words.

(advantages and disadvantages) (10)



## MATHEMATICS

Topic : Forest & Wildlife



Q.1 (a) India is known globally for its rich biodiversity. Habitat loss and human intervention has resulted in loss of forest cover. From the following data, find the % of recorded forest area. Also draw a bar graph representing the states and their recorded forest area.

S. No.	Name of State / UT	Geographical Area	Recorded Forest Area
1	2	3	4
1.	Andhra Pradesh	275069	63814
2.	Arunachal Pradesh	83743	51540
3.	Assam	78438	27018
4.	Bihar	94163	6078
5.	Chhattisgarh	135191	59285
6.	Delhi	1483	85
7.	Goa	3702	1224
8.	Gujarat	196022	18999

9.	Haryana	44212	1551
10.	Himachal Pradesh	55673	37033

- (b) Given below are the different categories of forest area in the state of Gujarat. Represent this data by a histogram.

S. No.	Years	Forest area in cm <sup>2</sup> (Approx.)
1.	2000 – 01	19112
2.	2001 – 02	19103
3.	2002 – 03	19094
4.	2003 – 04	19093
5.	2004 – 05	19074
6.	2005 – 06	19073
7.	2006 – 07	19084
8.	2007 – 08	19126
9.	2008 – 09	19140
10.	2009 – 10	19144

- Q.2 Tiger is the topmost predator of a forest ecosystem and maintains the balance of a ecosystem. Human greed and habitat loss has reduced the tiger population to the extent that they are an endangered species. The population of tigers found in the following states in 2010 is as follows.

States	Population of tigers
Uttar Pradesh	118
Madhya Pradesh	257
Maharashtra	168
Tamil Nadu	163
Assam	143
Karnataka	300

Represent the above data in the form of a pie chart.

**Marks Distribution:-**

	Q1(a)	Q1(b)	Q2
Correct calculation	2	-	-
Correct formation	4	4	4
Neatness, Presentation and creativity	2	2	2

## SOCIAL SCIENCE

### Topic : Forest & Wildlife

- Effect of depletion of natural vegetation on any one of the following tribes:

- Banjaras
- Santhals

- Bakarwals
- Bhils

The project must include

- Objective
- Location of the tribe on the map of India
- Their historical & cultural background

} 2+3=5 marks


5 marks

- d) Arrival of the British & its impact on the tribes  
e) Conclusion & bibliography

5 marks  
5 marks

## FOUNDATION OF INFORMATION TECHNOLOGY

1. Using Open office.writer/MS word design a greeting card on the topic "Forest & Wildlife".
2. Design a poster using writer/MS word on the topic "Save Forest".



## ART EDUCATION

South Indian Temple Architecture(**Written Assignment**)

Work should be done in Scrap book (A4 size) minimum 3 pages.

## LIFE SKILLS

### Topic : Harmony between Mankind & Wildlife

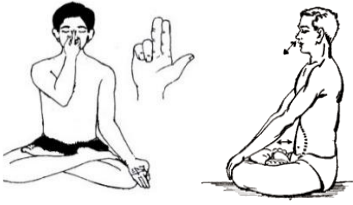
Description	Guidelines
<p>Make a Project or PowerPoint Presentation on the topic 'Harmony between Mankind &amp; Wildlife'.</p> <p>Sub-points:-</p> <ul style="list-style-type: none"><li>• Impact of human activities on wildlife and forest.</li><li>• Suggest preventive measures taken to strike out balanced relationship of mankind with flora and fauna</li><li>• Explore and write down the contributions of any three famous environmentalists.</li></ul>	<ul style="list-style-type: none"><li>• Prepare a Project report of 8 – 10 pages.</li><li>• Can paste pictures.</li><li>• Can put hand drawn pictures.</li><li>• Report should be handwritten</li><li>• Can take pictures from internet, newspaper or magazines to make it more impressive.</li><li>• Presentation should contain minimum 5 slides using the software MS PowerPoint.</li><li>• Can include animation or videos to make presentation interesting.</li></ul>

## YOGA

1. Make a chart on balanced diet & Simple food on A3 size paper.



2. Practice Anuloma-Viloma.



### PROCEDURE

- Inhale through left nostril ↑
- Exhale through right nostril ↓
- Inhale through right nostril ↓
- Exhale through left nostril ↑

Note : It starts from left nostril and finishes on left.

## A THOUGHT FOR THE SUMMER VACATIONS...

*Everyday is an opportunity to be creative.....the canvas is your mind, the brushes and colour are your thoughts and feelings, the panorama is your story. Within you is the power to do anything.....with confidence and inspiration you can unlock the possibilities. So, unleash your potential, give flight to your imagination and embark on fun filled creative journey daring to transform the mundane into magical.....*