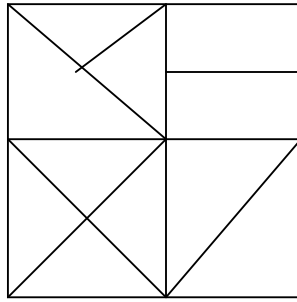
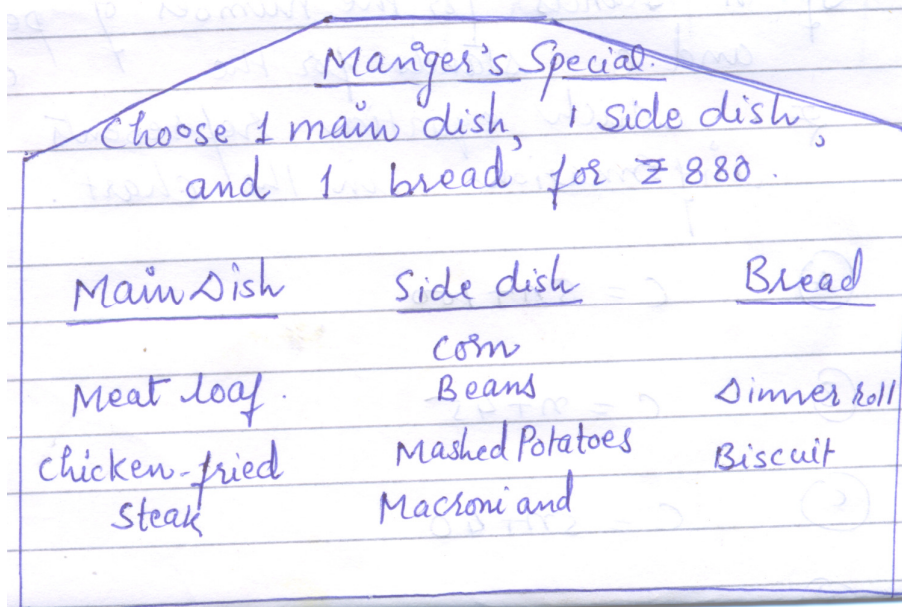


Maths

Q 1. How many triangles are contained in the given figure?



Q 2. Shivani saw the restaurant sign shown below:



How many different combination are possible if Shivani buys the mangoes special?

Q 3. The given chart shows how much the party house charges for pizza parties for different number of people.


Number of People	Cost
5	125
8	140
12	160
20	200

If n stands for the number of people and c stands for the cost in Rs. which equation represents the information in the chart.

1. $C = 5n + 100$
2. $C = n + 45$
3. $C = 5n + 40$
4. $C = 2n + 35$

Q 4. In a primary school, the parents were asked about the number of hours they spend per day in helping their children to do homework. There were 90 parents who helped for $\frac{1}{2}$ hour to $1\frac{1}{2}$ hours. The distribution of parents according to the time for which they said they helped is given in the adjoining figure:

1. 20% helped for more than $1\frac{1}{2}$ hours per day.
2. 30% helped for $\frac{1}{2}$ hour to $1\frac{1}{2}$ hours.
3. 50% did not help at all.



Q 5. Nalini and three of her friends worked together to make a quilt. The given table lists the fractional part of the quilt that each of the girls made. Arrange list of names which shows the girls in order from the one who sewed the most to the one who sewed the least?

Girls,	Parts Sewn
Nalini	$\frac{3}{8}$
Kamini	$\frac{1}{5}$
Shalini	$\frac{2}{5}$
Reena	$\frac{1}{40}$