








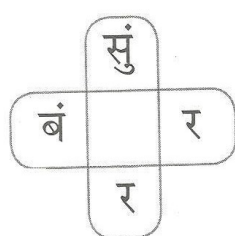


**CLASS-II HINDI HW WORKSHEET**  
**SUBMISSION DATE: \_\_\_\_\_**

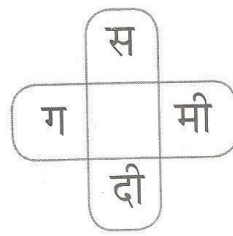
**प्र१.** ♦ हर बच्चे के पास एक शब्द-कार्ड है। उसका समान अर्थवाला शब्द साथी के कार्ड में लिखो —

 <div style="border: 1px solid black; padding: 5px; display: flex; justify-content: space-around;"> <span>मित्र</span> <span>दोस्त</span> </div>	 <div style="border: 1px solid black; padding: 5px; display: flex; justify-content: space-around;"> <span>सहायता</span> <span> </span> </div>	 <div style="border: 1px solid black; padding: 5px; display: flex; justify-content: space-around;"> <span>पुस्तक</span> <span> </span> </div>
 <div style="border: 1px solid black; padding: 5px; display: flex; justify-content: space-around;"> <span>वर्षा</span> <span> </span> </div>	 <div style="border: 1px solid black; padding: 5px; display: flex; justify-content: space-around;"> <span>वृक्ष</span> <span> </span> </div>	 <div style="border: 1px solid black; padding: 5px; display: flex; justify-content: space-around;"> <span>सूर्य</span> <span> </span> </div>
 <div style="border: 1px solid black; padding: 5px; display: flex; justify-content: space-around;"> <span>दीया</span> <span> </span> </div>	 <div style="border: 1px solid black; padding: 5px; display: flex; justify-content: space-around;"> <span>माँ</span> <span> </span> </div>	 <div style="border: 1px solid black; padding: 5px; display: flex; justify-content: space-around;"> <span>धरती</span> <span> </span> </div>

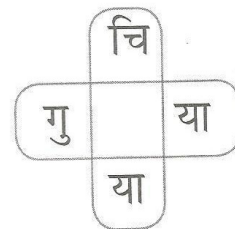
**प्र२.** खाली खाने में ऐसा वर्ण भरो कि दो शब्द बन जाएँ—



ध द क



ल र च



ड़ि ढि डि