


Lesson 4

A Glass of Lemonade



Guess who the people are in the picture and what they are doing:





Work in pairs and say how you can help your parents in the kitchen.

Let's read:

Bubu : Ma, it's very hot today. I feel very thirsty.

Mother : Would you like a glass of lemonade?

Bubu : Lemonade?

Mother : It's a drink made from lemon. Come to the kitchen dear. I'll show you how to make lemonade.

Bubu : Oh, that would be nice.



(Bubu and his mother are in the kitchen.)

Mother : Here is a jug of water. Bubu, can you bring me a lemon from the vegetable basket?

Bubu : Here it is, Ma.

Mother : You are very quick! Let's see what we need. We need a knife, a glass, a spoon, some sugar and a little salt. Bubu, are you ready?

Bubu : Yes, Ma.

- Mother : First, take a glass of water. Cut the lemon into two halves. Squeeze one half of the lemon into the glass of water. Put two spoonfuls of sugar. Next, add a pinch of salt. Stir the mixture with the spoon. Your lemonade is ready.
- Bubu : Oh! It's simple. I can do it myself now.
- Mother : Now taste it.
- Bubu : Oh! lovely.
- Mother : Can you make one for me next time?
- Bubu : Sure Ma, I'll make some lemonade for you tomorrow.



ACTIVITIES

1. Listen and say 'True' or 'False':

- Mother is teaching Bubu how to make lemonade.
- Bubu has brought a glass of water and two lemons.
- Mother is squeezing one half of the lemon into the glass of water.
- Bubu is stirring the mixture with a spoon.

2. These are some of the works we do in the kitchen:

squeeze	strain	add	fry
roll	pour	wash	heat
stir	mix	boil	cut

Now, listen to your teacher and show the actions.

3. a) Bubu is going to make a glass of lemonade for his mother. But he has forgotten the steps. Help him by arranging the steps in the correct order. Write the serial numbers in the boxes. The first one is done for you:



Cut the lemon into two halves.



Add a pinch of salt.



Squeeze one half of the lemon into the glass.



Stir the mixture with the spoon.



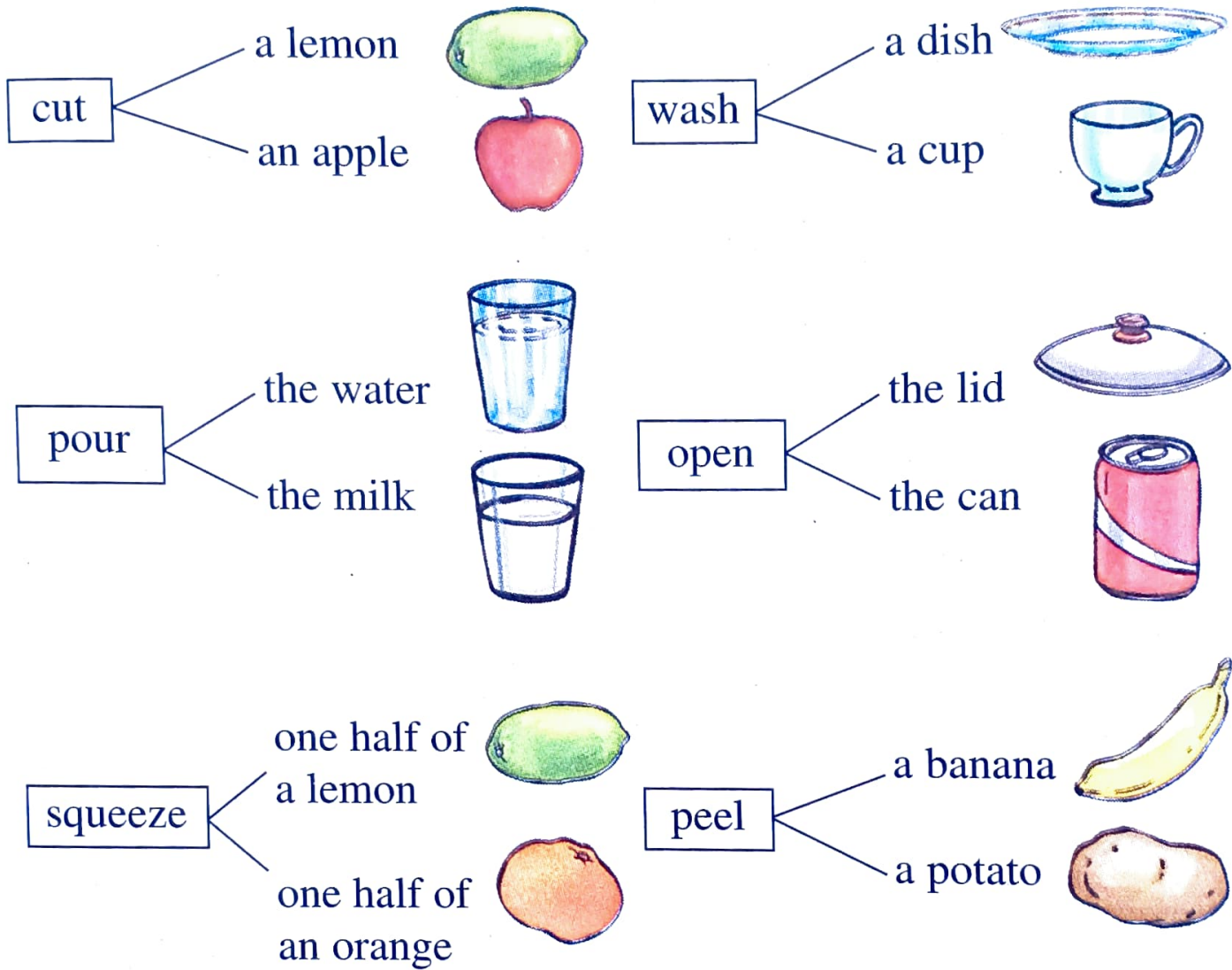
1 Take a glass of water.



Add two spoonfuls of sugar.

3. b) Now, write the steps in the correct order in your notebook.

4. a) Let's read the groups of words. They are all action words:




4. b) Now, listen to your teacher and show the actions:

- | | |
|----------------------------------|---------------------------------|
| i) Pour a glass of water. | iv) Peel a banana. |
| ii) Squeeze one half of a lemon. | v) Cut a lemon into two halves. |
| iii) Wash a dish. | vi) Open a window. |

The teacher will say the sentences randomly and learners will show the actions.

5. Let's read:

A kitchen is a room where meals are cooked. Do you know the names of other rooms in a house?




a dining room

A dining room is mainly used for eating meals.



a bathroom

A bathroom is a room to have a bath.



a bedroom

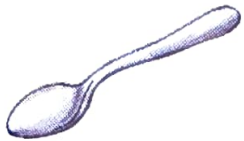
A bedroom is a room to sleep in.

6. Read and match:

a bathroom
a kitchen
a dining room
a bedroom

a room mainly used for eating meals.
a room to sleep in.
a room where meals are cooked.
a room to have a bath.

7. Let's read the names of a few things we use in the kitchen:



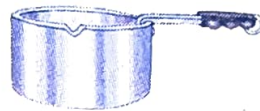
a spoon




a kettle



a knife




a saucepan



a gas stove



a tea-strainer




a sieve



a fork




a teapot



a dish



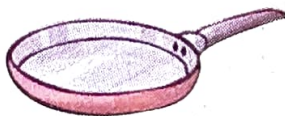
a bowl



a jar



a mug



a frying pan



a cylinder




a keg



a bucket



a jug



a pressure cooker



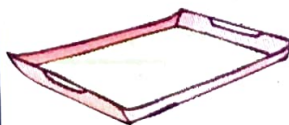
a water filter



a cup



a saucer



a tray



a glass

8. You can find at least seven names of things that are used in the kitchen in the grid. Circle them. One is done for you:

S	A	U	C	E	R	M	U	G
T	J	C	U	P	T	S	P	L
O	S	A	U	C	E	P	A	N
V	A	V	N	B	I	O	N	J
E	U	O	C	S	H	O	R	T
T	S	I	E	V	E	N	U	G

9. Let's sing and play:


Oranges and lemons,
Sold for a rupee.
All the school girls
Are so many.
The grass is green,
And the rose is red.
Remember me
When you are sad.



10. Talk to your friend and choose words and phrases from column A, B and C to make sentences:

A	B	C
Mother	added squeezed	one half of the lemon into the glass. two spoonfuls of sugar and a pinch of salt to the glass.

Now, write the sentences in the board below:



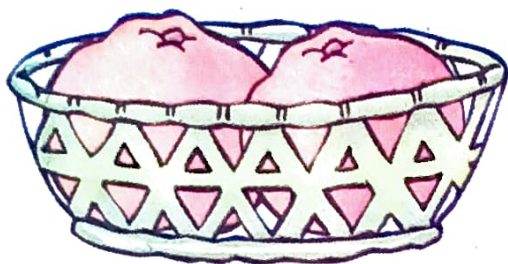
11. Choose the words/groups of words in the box to complete the sentences:

oranges


bottle of salt

knife

jar of sugar




The _____ are in the basket.



The _____ is on the table.



The _____ is just beside the glass.



The _____ is in the cupboard.

12. Read the following sentences:

Bubu is in the kitchen. He is trying to help his mother. She is making tea for them. They are planning to go to the market. It is a sunny day. They will take an umbrella with them.



Underline the words - 'he', 'she', 'his', 'they', 'it'. These are words used instead of Bubu, his mother and the day. Now, match the words under A with those under B. One is done for you:


A	B
he	Bubu's mother
she	Bubu and his mother
his	Bubu
them	A sunny day
it	Bubu's

13. a) Bonti is Bubu's sister. She likes to eat the following things. Read the names of their shapes. Match the pictures with the names of their shapes. One is done for you:


1. Cone




4. Rectangle



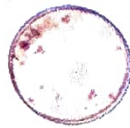
2. Circle



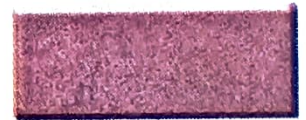
5. Triangle



3. Oval



6. Square



13. b) Identify the shapes in the house and write them:



14. Let's read about a cylinder:



This is a cylinder.
It is red. Do you
know its shape?

No, it's not. It
is cylindrical.



No, I don't. Is
it rectangular?



The teacher will help learners to play roles with the dialogues in the bubbles.