


# UNIT-1

## FIRST DAY

### ACTIVITY - 1

Look at the picture and spot the animals.




#### Helpline

- Recite the rhyme 'Old MacDonald had a farm'.
- Introduce the animals in the picture and then introduce each child to the class.

## ACTIVITY - 2

Look at the pictures and listen to the story.




### Helpline

- Kitty is telling a story to Puppy.
- Tell the story 'Sky is Falling' to the class.



### ACTIVITY - 3

Puppy and Kitty are friends. Let's listen to their conversation.




#### Helpline

- The teacher will read out the conversation given on page no. 12
- Then the children will dramatise the conversation in groups.

## ACTIVITY - 4

Draw or paste your own picture. Decorate the borders.



## ACTIVITY - 5

Circle the activities you like.



## ACTIVITY - 6

Ask and answer questions.

"Do you like jumping?"

"Yes, I do." "No, I don't."

### Helpline

- Ask them questions such as 'Do you like...!'. Recite an action song and let them act out. Later they will ask the questions to each other. Train them to work in pairs.
- Jumping / Dressing / Dancing / Singing / Running / Playing, etc.



## ACTIVITY - 7



Match the items that go together.



### Helpline

- Let them draw lines to match the objects.

**ACTIVITY - 8**  
**Colour the frog.**




**Helpline**

- Let children colour the frog in the way they want.

### ACTIVITY - 9

See the colours. Draw an object of the same colour.



### ACTIVITY - 10 (A)


Describe your pictures. Say "This is \_\_\_\_\_. It is \_\_\_\_\_."

#### Helpline

- Let them draw whatever they like. Then help them describe it to the class.



## ACTIVITY - 10 (B)




























### Helpline

Talk to the children about the picture and point out the number of birds, houses, fishes, trees and plants. Make sure that all the students participate in this activity. Just below the picture you can see some other pictures. Help the students to count the number of birds, houses, fishes etc in the main picture and draw same number of dots against the pictures.

## ACTIVITY - 10 (C)

		1
		2
		3
		4
		5

### Helpline

Ask questions about what they see in the pictures. Help them count and identify numbers 1-5 with the help of the picture. Students will colour the circles against the pictures. Ask them to say the numbers aloud. For example, 1 sun, 2 eyes and so on.



Help the students to count the numbers of objects and make groups. For example: four balls, four butterflies, etc. Help them connect each group with another group with same number of objects.



# Unit-1 Helpline

## 1. Sample Characters

Kitty, the cat.  
Puppy, the dog.  
Kaveri, the cow  
Froggy and Fish-ben.  
Jumbo and Hippo  
Gadhuram, the donkey and so on...

## 2. Refer to Std.IV textbook for the story 'Sky is falling'.

## 3. Sample Conversation

Puppy: Come, sit here.  
Kitty : Thank you.  
Puppy: I'm Kitty. And you?  
Puppy: I'm Puppy. Nice to meet you.  
Kitty : Nice to meet you too.  
Kitty : What are you doing?  
Puppy: Colouring the picture.  
Kitty : I love colouring.  
Puppy: Let's do it together.

## Learning Outcomes

**The focus is on oral work. Singing songs. Telling stories. Let them talk.**

### • Language

#### *Introduction and greeting*

"Hello!"  
"I'm (+name)."  
"Nice to meet you."

#### *Expressing likes and dislikes*

"I like (painting, dancing, eating ice-cream, playing)."

#### *Talking about possessions*

"I have / I don't have (pencil, rubber, bag, paper, etc.)"

#### *Seeking and giving information*

"What are you doing ?"  
"I am colouring a picture."

### • Skills

#### *Listening and Speaking*

#### *Recognising colours and naming them*

#### *Copying patterns*

### • Environmental awareness

Identifying and learning names of animals

### • Social awareness

Getting to know others, working with others and helping, co-operating, appreciating  
Learning social awareness by greeting and wishing.

### • Mathematical awareness

Counting objects, identifying numbers 1-5, counting numbers.